


# SIGAR

Special Inspector General for  
Afghanistan Reconstruction

JUL 30  
2018

QUARTERLY REPORT TO THE UNITED STATES CONGRESS





## **The National Defense Authorization Act for FY 2008 (Pub. L. No. 110-181) established the Special Inspector General for Afghanistan Reconstruction (SIGAR).**

SIGAR's oversight mission, as defined by the legislation, is to provide for the independent and objective

- conduct and supervision of audits and investigations relating to the programs and operations funded with amounts appropriated or otherwise made available for the reconstruction of Afghanistan.
- leadership and coordination of, and recommendations on, policies designed to promote economy, efficiency, and effectiveness in the administration of the programs and operations, and to prevent and detect waste, fraud, and abuse in such programs and operations.
- means of keeping the Secretary of State and the Secretary of Defense fully and currently informed about problems and deficiencies relating to the administration of such programs and operation and the necessity for and progress on corrective action.

Afghanistan reconstruction includes any major contract, grant, agreement, or other funding mechanism entered into by any department or agency of the U.S. government that involves the use of amounts appropriated or otherwise made available for the reconstruction of Afghanistan.

As required by the National Defense Authorization Act for FY 2018 (Pub. L. No. 115-91), this quarterly report has been prepared in accordance with the Quality Standards for Inspection and Evaluation issued by the Council of the Inspectors General on Integrity and Efficiency.

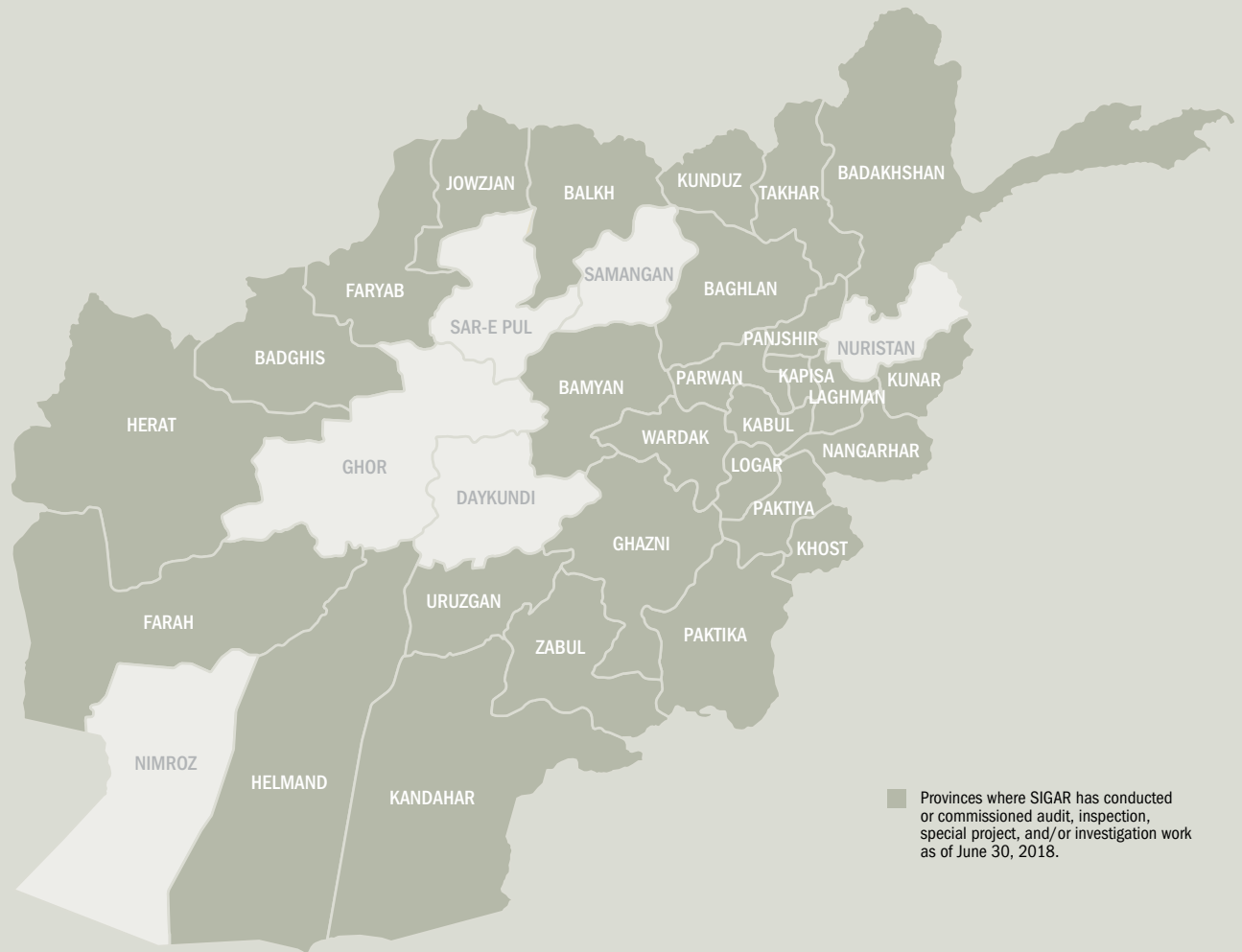
Source: Pub.L. No. 110-181, "National Defense Authorization Act for FY 2008," 1/28/2008, Pub. L. No. 115-91, "National Defense Authorization Act for FY 2018," 12/12/2017.

(For a list of the congressionally mandated contents of this report, see Appendix A.)

**Cover photo:**

Afghan peace marchers, seeking an end to 17 years of war, start a Helmand-to-Kabul journey in June 2018. (AFP photo by Zakeria Hashimi)







SPECIAL INSPECTOR GENERAL FOR  
AFGHANISTAN RECONSTRUCTION

I am pleased to submit to Congress and the Secretaries of State and Defense, SIGAR's 40th quarterly report on the status of reconstruction in Afghanistan.

In the Consolidated Appropriations Act, 2017, Congress directed SIGAR to assess the Afghan government's implementation of its national anticorruption strategy and the action plans of five ministries. This quarter, SIGAR released its assessment. As described in Section Two of this report, SIGAR found that the Afghan government has begun to implement an anticorruption strategy, but that significant questions remain regarding its ability to fully implement the strategy and demonstrate a lasting commitment to combatting corruption. As directed by the Consolidated Appropriations Act, 2018, SIGAR will submit an updated assessment to Congress next year that includes an examination of whether the Afghan government is making progress toward achieving its anticorruption objectives.

SIGAR will also be looking into concerns raised by the Department of Justice (DOJ) and by other officials and donors during my most recent trip to Afghanistan in June. As discussed in Section Three of this report, DOJ views the situation in Afghanistan as "consistent with a largely lawless, weak, and dysfunctional government" with many corruption cases languishing due to the lack of political will—rather than capacity—of the Afghan government. We share the concern of donors that the Afghan government may be going back to "business as usual" and simply "checking the box" when it comes to fighting corruption.

In particular, SIGAR is concerned that the specialized anticorruption court established by President Ashraf Ghani in May 2016, the Anti-Corruption Justice Center (ACJC), has shown little ability to function as intended. At the ACJC, Major Crimes Task Force investigators, Attorney General's Office prosecutors, and judges work to combat serious corruption. DOJ reports that the Ministry of Interior, despite expressing willingness, has not helped the ACJC execute search and arrest warrants. According to DOJ, more than 100 ACJC warrants remain outstanding. DOJ believes the problem of powerful and corrupt actors ignoring warrants is so severe that it has undermined the fundamental legitimacy and authority of the ACJC. In addition, according to DOJ, there is significant corruption within the ACJC, with nearly 40 percent of the prosecutors assigned to it having failed polygraphs. SIGAR's new review will also be looking at the effectiveness of the Counter-Narcotics Justice Center (CNJC) as well as the Afghan government's response to the anticorruption provisions of the Afghanistan Compact.

Additionally, Section Three of this report features several new analyses using district-control data supplied by NATO's Resolute Support mission, including maps comparing district control with United Nations Office on Drugs and Crime-reported opium poppy cultivation, open-source reported security incidents, and UN-reported internal displacement. It also contains a discussion of the lessons to be drawn from the Afghanistan Peace and Reintegration Program that ended in 2016.

This quarter SIGAR issued its fourth and fifth lessons-learned reports, *Stabilization: Lessons from the U.S. Experience in Afghanistan* and *Counternarcotics: Lessons from the U.S. Experience in Afghanistan*. The stabilization report, which is discussed in Section One of this report, draws important lessons from the U.S. experience with stabilization in Afghanistan from 2002 to 2017, with a special focus on the years after 2009, when most of the \$4.7 billion in stabilization funds was spent. The counternarcotics report draws important lessons from U.S. counternarcotics efforts in Afghanistan from 2002 to 2017, during which time the U.S. government allocated roughly \$8.6 billion on counternarcotics activities there. It will be discussed at greater length, and with reference to new developments, in SIGAR's next quarterly report.

The Lessons Learned Program (LLP) recently reached out to U.S. government agencies to discuss its current list of ongoing reports and to solicit feedback and input on future lessons-learned topics. At the suggestion of Embassy Kabul and the Resolute Support mission, LLP is currently developing reports on elections and the reintegration of insurgents.



In addition to the anticorruption assessment, SIGAR published a performance audit this quarter examining USAID's \$301 million Regional Agriculture Development Program. SIGAR also completed five financial audits covering a range of topics from the Department of the Army's freedom-of-maneuver project to the Department of Defense's Ministerial Development Program. To date, SIGAR's financial audits have identified more than \$413.1 million in questioned costs. In addition, SIGAR published two inspection reports. These reports examined the construction, use, and maintenance of Wardak prison and the Afghan National Army's ground forces complex.

SIGAR's Office of Special Projects issued five reports on such issues as the response to a Congressional request to calculate the total amount of waste, fraud, and abuse identified by SIGAR since 2008; construction of the Qeysar-to-Laman section of the Ring Road; and the status of U.S. support to the extractives sector in Afghanistan. Special Projects also issued one alert letter, one fact sheet, and one inquiry letter.

SIGAR investigations this quarter resulted in one indictment, two criminal informations, three guilty pleas, one sentencing, and \$81,000 in cost savings to the U.S. government. SIGAR initiated six new cases and closed 25, bringing the total number of ongoing investigations to 180. To date, SIGAR investigations have resulted in a cumulative total of 127 criminal convictions. Criminal fines, restitutions, forfeitures, civil settlements, and U.S. government cost savings and recoveries total over \$1.2 billion.

This quarter, SIGAR's suspension and debarment program referred three individuals and two entities for suspension or debarment based on evidence developed as part of investigations conducted by SIGAR in Afghanistan and the United States. These referrals bring the total number of individuals and companies referred by SIGAR since 2008 to 900, encompassing 501 individuals and 399 companies to date.

In a positive development with regard to an issue SIGAR has raised repeatedly, the Joint Explanatory Statement from the Conference Report (H. Rept. 115-863) to accompany H.R. 5515, the John S. McCain National Defense Authorization Act for Fiscal Year 2019, noted that the conferees are disappointed by the Department of Defense's lack of transparency on basic information such as kinetic-strike data, Afghan National Defense and Security Forces (ANDSF) development, retention and casualty rates, and progress on achieving the central tenets of the bilateral Afghanistan Compact. The report said the restriction of information in this manner undermines public confidence, hinders necessary congressional oversight, and raises legitimate questions about the efficacy of current U.S. efforts in Afghanistan.

My staff and I remain committed to conducting the oversight necessary to identify waste, fraud, and abuse; develop cases against individuals and companies engaged in criminal activity; and offer recommendations to improve the effectiveness of reconstruction.

Respectfully,

A handwritten signature in black ink, appearing to read 'John F. Sopko', with a long horizontal flourish extending to the right.

John F. Sopko  
Special Inspector General for Afghanistan Reconstruction

# EXECUTIVE SUMMARY

**This report summarizes SIGAR’s oversight work and updates developments in the four major sectors of reconstruction efforts in Afghanistan from April 1 to June 30, 2018.\* It also includes an essay on the lessons learned from stabilization programs in Afghanistan. During this reporting period, SIGAR published 16 audits, inspections, and other products assessing U.S. efforts to build the Afghan security forces, improve governance, facilitate economic and social development, and combat the production and sale of narcotics. During the reporting period, SIGAR criminal investigations resulted in one indictment, two criminal informations, three guilty pleas, one sentencing, and \$81,000 in cost savings to the U.S. government. SIGAR initiated six new cases and closed 25, bringing the total number of ongoing investigations to 180. Additionally, SIGAR’s suspension and debarment program referred three individuals and two entities for suspension or debarment based on evidence developed as part of investigations conducted by SIGAR in Afghanistan and in the United States.**

## SIGAR OVERVIEW

### AUDITS AND INSPECTIONS

This quarter, SIGAR published two performance audits, five financial audits, and two inspection reports.

The **performance audit reports** examined:

- Afghanistan’s anticorruption strategy and efforts
- The performance and sustainability of USAID’s Regional Agriculture Development Program

The **financial audit reports** identified \$104,292 in questioned costs as a result of internal-control deficiencies and noncompliance issues.

The **inspection reports** found:

- Inadequate government oversight and contractor noncompliance have increased safety and health risks while also resulting in wasted U.S. funds at Wardak Prison.
- U.S. Army Corps of Engineers-contracted construction of the Afghan National Army’s ground forces complex generally met contract requirements, but at least \$406,000 may have been wasted on the project.

\* As provided in its authorizing statute, SIGAR may also report on products and events occurring after June 30, 2018, up to the publication date of this report. Unless otherwise noted, all afghani-to-U.S. dollar conversions used in this report are derived by averaging the last three months of exchange-rate data available through Da Afghanistan Bank ([www.dab.gov.af](http://www.dab.gov.af)). Data as of June 26, 2018.

# EXECUTIVE SUMMARY

## SPECIAL PROJECTS

This quarter SIGAR's Office of Special Projects wrote five reports, an alert letter, a fact sheet, and an inquiry letter expressing concern on a range of issues including:

- a Congressional request to calculate the total amount of waste, fraud, and abuse identified by SIGAR since 2008
- USAID-supported health facilities in Kandahar Province
- construction of the Qeysar-to-Laman section of the Ring Road
- the status of U.S. support to the extractives sector in Afghanistan

## LESSONS LEARNED

This quarter, SIGAR's Lessons Learned Program issued two reports, *Stabilization: Lessons from the U.S. Experience in Afghanistan*, and *Counternarcotics: Lessons from the U.S. Experience in Afghanistan*. The stabilization report draws important lessons from the U.S. experience with stabilization in Afghanistan, with a special focus on the years after 2009, when most of the stabilization funding was spent. The counternarcotics report draws important lessons from U.S. counternarcotics efforts in Afghanistan from 2002 to 2017, during which time the U.S. spent \$8.62 billion on counternarcotics activities in Afghanistan.

## INVESTIGATIONS

During the reporting period, SIGAR investigations resulted in one indictment, two criminal informations, three guilty pleas, one sentencing, and \$81,000 in cost savings to the U.S. government. SIGAR initiated six new cases and closed 25, bringing the total number of ongoing investigations to 180. SIGAR's suspension and debarment program referred three individuals and two entities for suspension or debarment based on evidence developed as part of investigations conducted by SIGAR in Afghanistan and the United States.

**Investigations** highlights include:

- a U.S. contractor pleaded guilty to conspiracy to provide kickbacks
- a former U.S. contractor employee was sentenced for receiving kickback payments
- a former U.S. military member pleaded guilty to receiving and agreeing to receive bribes
- a former U.S. contractor employee pleaded guilty to transporting stolen money
- a SIGAR investigation resulted in \$81,000 cost avoidance to the U.S. government



# TABLE OF CONTENTS



## SECTION 1

### **1 STABILIZING AFGHANISTAN: LESSONS FROM A LONG STRUGGLE**

- 5 SIGAR Examines Lessons From 15 Years of Stabilization
- 7 An Amorphous and Shifting Concept
- 8 A Quick Tour of Stabilization Aims and Operations
- 10 Seven Key Findings
- 11 Insecurity and Corruption Weaken Stabilization
- 12 Stabilization May Still Be Worth Attempting
- 13 SIGAR Recommends Actions for Better Stabilization Outcomes



## SECTION 2

### **15 SIGAR OVERSIGHT ACTIVITIES**

- 18 Audits
- 19 Quarterly Highlight: SIGAR's Assessment of Afghanistan's Anticorruption Efforts
- 25 Inspections
- 27 Special Projects
- 31 Lessons Learned
- 34 Investigations
- 38 Other SIGAR Oversight Activities
- 41 SIGAR Budget
- 41 SIGAR Staff



## SECTION 3

### **43 RECONSTRUCTION UPDATE**

- 46 Status of Funds
- 62 Security
- 78 Quarterly Highlight: The 1st Security Force Assistance Brigade
- 110 Governance
- 114 Quarterly Highlight: Previous Nationwide Ceasefires and Localized Truces in Post-2001 Afghanistan
- 117 Quarterly Highlight: Lessons from the Afghanistan Peace and Reintegration Program
- 146 Economic and Social Development
- 178 Counternarcotics

# TABLE OF CONTENTS



## SECTION 4

### 203 OTHER AGENCY OVERSIGHT

- 206 Completed Oversight Activities
- 207 Ongoing Oversight Activities



### APPENDICES AND ENDNOTES

- 216 Appendix A: Cross-Reference of Report to Statutory Requirements
- 222 Appendix B: U.S. Funds for Afghanistan Reconstruction
- 224 Appendix C: SIGAR Written Products
- 229 Appendix D: SIGAR Investigations and Hotline
- 235 Appendix E: SIGAR Data Call Questions That Received Classified or Otherwise Restricted Responses
- 239 Appendix F: Resolute Support-Defined Stability Data for Afghanistan's 407 Districts as of May 15, 2018
- 250 Appendix G: Abbreviations and Acronyms
- 257 Endnotes

“The poor results of Afghanistan stabilization may make it tempting to conclude that stabilization should never be undertaken again. However, given the security challenges we face in today’s world, that simply may not be a realistic choice.”

—*Inspector General John Sopko*



# 1 STABILIZING AFGHANISTAN: LESSONS FROM A LONG STRUGGLE



## STABILIZATION LESSONS CONTENTS

<b>SIGAR Examines Lessons From 15 Years of Stabilization</b>	<b>5</b>
<b>An Amorphous and Shifting Concept</b>	<b>7</b>
<b>A Quick Tour of Stabilization Aims and Operations</b>	<b>8</b>
<b>Seven Key Findings</b>	<b>10</b>
<b>Insecurity and Corruption Weaken Stabilization</b>	<b>11</b>
<b>Stabilization May Still Be Worth Attempting</b>	<b>12</b>
<b>SIGAR Recommends Actions for Better Stabilization Outcomes</b>	<b>13</b>

**Photo on previous page**

Guards provide security for the Khost–Gardez road construction project. (USAID photo)

## STABILIZING AFGHANISTAN: LESSONS FROM A LONG STRUGGLE

Opening the June 20, 2018, House Committee on Foreign Affairs hearing on U.S. policy toward Afghanistan, Chairman Ed Royce of California said the goal of the U.S. investment in lives and money in Afghanistan is “to achieve a stable Afghanistan that does not harbor international terrorists.”<sup>1</sup> At the witness table, Ambassador Alice G. Wells, the State Department’s senior bureau official for South and Central Asian Affairs, struck a similar note, speaking of “our strategic objective of a more stable and secure Afghanistan that is never again a platform for terrorists to plan and execute attacks against the United States.”<sup>2</sup>

Promoting stability in another country can encompass a variety of actions, including military, political, and developmental. In fragile or conflict-ridden countries, the approach can also include stabilization programs, which U.S. agencies have defined as “a political endeavor involving an integrated civilian-military process to create conditions where locally legitimate authorities and systems can peaceably manage conflict and prevent a



**Marines talk with an elder** to offer assistance after heavy rains, Helmand Province, 2011. (USMC photo by Gunnery Sergeant Bryce Piper)



# STABILIZING AFGHANISTAN LESSONS

resurgence of violence.” That definition, adopted by the Secretaries of State and Defense, and by the administrator of the U.S. Agency for International Development (USAID), further explains that stabilization is “transitional in nature,” and “may include efforts to establish civil security, provide access to dispute resolution, deliver targeted basic services, and establish a foundation for the return of displaced people and longer term development.”<sup>3</sup>

The three agencies note that between fiscal years 2009 and 2016, the United States provided foreign assistance to 16 conflict-affected “case-study” countries, including Afghanistan. A significant portion of that assistance—13 percent of the total—was designated for “conflict mitigation and stabilization.”<sup>4</sup> The June 20 House hearing on Afghanistan, however, featured no direct discussion of stabilization strategy and programs.<sup>5</sup> The reason is simply that, after years of conducting stabilization programs with disappointing results, the United States no longer operates stabilization programs in Afghanistan. The Department of Defense (DOD) has a sharply reduced footprint in Afghanistan since the 2011 peak of more than 100,000 personnel, and is focused on a train, advise, assist mission with Afghan security forces, with additional tasks in combat support and counterterrorism operations.<sup>6</sup> Meanwhile, USAID confirms that “USAID/Afghanistan, as a policy, is out of the stabilization business, and has no new or continuing stabilization projects, post-12/28/2015.”<sup>7</sup>

Until that point, however, the United States was spending significant amounts on stabilization. USAID, the principal conduit for nonmilitary assistance in Afghanistan, has recorded total disbursements of \$2.4 billion under the heading of stabilization. Only infrastructure (\$4.3 billion) and governance programs (\$2.7 billion) accounted for more USAID spending, while other categories trailed behind.<sup>8</sup>



**Members of a Provincial Reconstruction Team** meet with Afghan officials in Zabul Province to discuss distribution of winter supplies, 2011. (USAF photo by Staff Sgt. Brian Ferguson)

# STABILIZING AFGHANISTAN LESSONS

In total, USAID, DOD, and State implemented more than \$4.7 billion in stabilization efforts and programs between 2002 and 2017. About 75 percent of these stabilization efforts took place after 2009, and nearly 60 percent took place between 2009 and 2011.<sup>9</sup>

Unfortunately, these efforts did not generally succeed—perhaps unsurprisingly, given the country’s long history of violence, poverty, illiteracy, active insurgent and terrorist groups, pervasive corruption, weak institutions, and other problems documented in SIGAR reports.

Today, the United States is trying other means of achieving the goal of a stable Afghanistan. Meanwhile, whether with or without stabilization programs, Afghanistan is clearly not yet stable. And as New Jersey Representative Albio Sires said to Ambassador Wells at the House Foreign Affairs Committee hearing on June 20, “We have a growing concern that Afghan politics and society is becoming increasingly fragmented, along ethnic and ideological lines.”<sup>10</sup> He and other members expressed concern and frustration over the pace of progress toward peace and stability.

Afghanistan has been at war almost continuously since 1979, when the Soviet Union invaded to install a client regime, then through civil war, then during the U.S.-led Coalition overthrow of the Taliban regime that harbored al-Qaeda terrorists, and since then through the Coalition and the Afghan government’s struggle against stubborn and resilient insurgents and terror organizations.

Still, after all that time and all that money, why is Afghanistan not stabilized? That question, raised again at the House hearing, is the focus of SIGAR’s latest lessons-learned report, released this quarter.

## SIGAR EXAMINES LESSONS FROM 15 YEARS OF STABILIZATION

On May 24, 2018, John F. Sopko, Special Inspector General for Afghanistan Reconstruction, appeared at the Brookings Institution in Washington, DC, to announce the issuance of the new report from SIGAR’s Lessons Learned Program, *Stabilization: Lessons from the U.S. Experience in Afghanistan*.<sup>11</sup> The event was hosted by Brookings Institution President John R. Allen, whose previous career as a Marine Corps general included commanding both NATO’s International Security Assistance Force in Afghanistan and U.S. Forces-Afghanistan.

After remarks by IG Sopko, Brookings Senior Fellow Tamara Coffman Wittes moderated a panel comprising Frances Z. Brown, a fellow with the Carnegie Endowment for International Peace; Vanda Felbab-Brown, another Brookings senior fellow; U.S. Army Colonel Joel Vowell, executive officer to the Secretary of the Army; and David H. Young, SIGAR’s Lessons Learned Program lead analyst for the stabilization report.



**Villagers working** under a USAID grant terrace and clear an irrigation canal in Logar Province, 2013. (USAID photo by Ahmad Salarzai)

# STABILIZING AFGHANISTAN LESSONS



**Afghans work on a CERP-funded aqueduct** system in Khost Province, 2006. (DOD photo by Staff Sgt. Robert R. Ramon)

SIGAR lessons-learned reports draw upon the agency’s own body of work and staff expertise, but also upon that of other oversight agencies, government entities, current and former officials with on the ground experience, academic institutions, and independent scholars. SIGAR’s Lessons Learned Program comprises subject-matter experts with experience of working and living in Afghanistan, aided by a team of seasoned research analysts.

Their work is intended to have broad and lasting pertinence. Even if peace were to break out in Afghanistan tomorrow, an examination of U.S. stabilization efforts between 2002 and 2017 can provide lessons for ongoing and future U.S. efforts in other countries. As General Allen told IG Sopko at the Brookings event, “We are now embroiled once again in something in Iraq, and in Syria, and it will continue . . . and we need to profit and benefit from the work that you have done, and others, to ensure that we are better prepared as we go.”<sup>12</sup>

With the rise of the Islamic State and its affiliates, making poorly governed spaces inhospitable to transnational terrorist groups remains a vital U.S. national security priority. Civil and military stabilization programs can theoretically be a means to achieve that goal, but as SIGAR’s new report concludes, the experience in Afghanistan illustrates the need for new thinking: “The U.S. government overestimated its ability to build and reform government institutions in Afghanistan as part of the stabilization strategy,” and “under immense pressure to quickly stabilize insecure districts, U.S. government agencies spent far too much money, far too quickly, and in a

country woefully unprepared to absorb it.” For these and other reasons, the stabilization efforts “mostly failed.”<sup>13</sup>

Getting stabilization right starts with absorbing the lessons learned at high cost in the cities, villages, plains, fields, and mountains of Afghanistan.

## **AN AMORPHOUS AND SHIFTING CONCEPT**

Part of the challenge in analyzing the record of stabilization programs in Afghanistan is dealing with the various and mutating conceptions of what the term means.

“Stabilization” is a term often invoked among policy circles in the United States and other nations that provide aid to Afghanistan. Definitions have varied by U.S. agency and even changed over time within agencies. As the recent State/USAID/DOD stabilization review notes, “Despite significant international experience over recent decades, the concept of stabilization remains ill-defined and poorly institutionalized across government and multilateral structures.” And the ambiguity has practical consequences: “This lack of standardization in definition and process leads to repeated mistakes, inefficient spending, and poor accountability for results.”<sup>14</sup>

SIGAR’s lessons-learned report acknowledges the problem. “Properly defining stabilization is particularly difficult,” it observes, “because it is often used by policymakers in cables, strategic documents, and speeches as a vague euphemism to mean ‘fixing’ a country or area mired in conflict.”<sup>15</sup> Adding to the confusion, stabilization was also the term used to describe the overall U.S. strategy during the surge of resources to Afghanistan from approximately 2009 to 2012. “On the ground in Afghanistan,” SIGAR’s report says, “stabilization refers to a specific process designed to keep insurgents out of an area after they have been initially expelled by security forces.”<sup>16</sup>

Many areas of Afghanistan required repeated operations to suppress insurgent activity, however, and security remained a prime concern. “Many communities were so dangerous,” the SIGAR report says, “that elders and government officials would not even participate in stability working groups or agree to accept projects for fear of retribution and, on at least one occasion, elders felt obliged to request permission from the Taliban’s Peshawar shura [council] before allowing stabilization projects to be implemented, clearly defeating the purpose.”<sup>17</sup> Danger also affected the Afghan government’s ability to recruit and deploy officials and civil servants to perform governance duties.<sup>18</sup>

The report also notes that throughout much of the period it covers, the concept of stabilization was often paired with “reconstruction,” and the line between the two was sometimes blurred. Reconstruction of damaged or destroyed political, socioeconomic, and physical infrastructure can have stabilization implications, but can also be part of creating the basis for long-term development. In practice, using both terms together provided agencies



# STABILIZING AFGHANISTAN LESSONS

the flexibility to implement projects that ranged from building culverts and hospitals, to training carpet weavers and government officials.

Given the penumbras and emanations of the term—and setting aside the ambiguities and complexities of loyalty and control on the ground—it is not surprising that the U.S. stabilization effort in Afghanistan took various forms and lines of effort.

## A QUICK TOUR OF STABILIZATION AIMS AND OPERATIONS

SIGAR’s lessons-learned report describes how the concept of stabilization and its execution in Afghanistan took shape gradually and only coalesced into an explicit U.S. strategy in 2009—seven years after the start of U.S. reconstruction efforts.<sup>19</sup>

From 2003 to 2005, the U.S. military executed a counterinsurgency (COIN) campaign in the east and south of Afghanistan. “Having ousted the Taliban regime,” a 2003 DOD policy paper said, “the [U.S.-led] Coalition is now working to help the Afghans create a stable government and society that will prevent Afghanistan from serving as a base for terrorists.” Part of the overall strategy was stabilizing the south and east of Afghanistan—the north was largely controlled by the forces of the anti-Taliban Northern Alliance—through a political-military strategy “to prevent a Taliban resurgence and to build support for the Coalition and the central government.”<sup>20</sup>

In pursuit of that strategy, U.S. military forces, State, and USAID used a growing number of provincial reconstruction teams with military and civilian members to implement projects together and strengthen provincial and district governments.

From 2005 to 2007, policy for military and civilian entities called for synchronized, interagency stabilization programming. In practice, however, agencies rarely operated in concert with one another: military units continued with the “clear, hold, and build” phases of COIN operations, while State and USAID were “normalizing” their operations in expectation that Afghanistan would be rejoining the ranks of non-conflict-affected countries.

In 2008–2009, the numbers of suicide attacks and improvised explosive devices skyrocketed. Many policymakers, seeing COIN and stabilization programs as yielding big gains in security for Iraq, determined to use the same methods to help the Afghan government secure territory and out-govern the Taliban in rural communities.

An explicit stabilization strategy unfolded in 2009–2010 as the United States surged more than 50,000 troops to clear insurgents from the most dangerous and contested districts in Afghanistan’s south and east, and deployed hundreds of civilians to use stabilization programming to hold and build those areas so the Taliban would be unwelcome and unable to return.



**An Iowa National Guard member** talks with Afghan children and their grandfather during a veterinary outreach program in Kunar Province, 2010. (USAF photo by Capt. Peter Shinn)

# STABILIZING AFGHANISTAN LESSONS

To implement the strategy, State, USAID, and DOD increased resources to refocus existing programs and create new ones.

SIGAR's report concludes, however, that prioritizing the most dangerous parts of the country while planning to withdraw surge forces in 18 months regardless of conditions on the ground had a profound, negative impact on stabilization planning, staffing, and programming. The report documents friction between military and civilian priorities. Policy called for civilian-military coordination, but military planners made or heavily influenced most of the key decisions on which districts to focus on, deciding when communities were ready for civilian stabilization programming, and deciding what kind of projects should be implemented to win popular support.

DOD efforts included the Commander's Emergency Response Program (CERP) "designed to enable local commanders in Iraq and Afghanistan to respond to urgent humanitarian relief and reconstruction requirements within their areas of responsibility by carrying out programs that will immediately assist the indigenous population." Programs could include water and sanitation, food production and distribution, electricity, health care, and education.<sup>21</sup> SIGAR's report, however, explains that CERP generally suffered from poor data collection and struggled to develop measures of effectiveness to understand the impact of its projects.

Another DOD program, Village Stability Operations (VSO), showed early potential during the surge, but deteriorated during transition as the program scaled too quickly. U.S. Special Operations Forces (SOF) implemented VSO from 2010 to 2014 to stabilize strategically located villages. The hope was to connect these villages to the formal structures of district and provincial government by offering various services. The services included security, in the form of an Afghan Local Police (ALP) force that drew its members from the communities being protected.

Once the overall security transition began in 2011, however, the VSO program compromised many of its core principles. DOD thought VSO could compensate for the aggressive pace of transition timelines by using the ALP to fill the security void created by the Coalition's withdrawal. But this compelled the program to focus on ALP development at the expense of the political and other nonmilitary aspects of the larger program. The ALP grew at an unsustainable rate, from 6,500 ALP across 93 sites in 2011, to 24,000 ALP in 2013. Some militias that operated outside of government control were absorbed into the ALP without the vetting that ALP units had initially received.

As conventional forces drew down, SOF teams withdrew with them, so there were not enough experienced U.S. personnel to staff VSO sites and train ALP units. VSO sites often transitioned to Afghan control before they were ready, and some were overrun, while others reverted to the influence of strongmen and the chaos of a predatory or absentee government. With little oversight, some militia commanders coopted the program and simply



**Afghans consult** in a USAID-sponsored SIKA workshop to improve governance and service delivery in Paktiya Province, 2014. (USAID photo by Ahmad Salarzai)

continued their predatory practices with the appearance of government sanction, ultimately undermining the government's legitimacy.

Even programs that were otherwise well-implemented had trouble compensating for the effects of the timeline and the continued focus on the most insecure districts. Nonetheless, during transition, there were several noticeable improvements in how stabilization programs were implemented on the ground. For example, the Coalition balanced its reliance on small infrastructure activities with an increased use of “soft” programming, like training for government officials and informal leaders. Projects became smaller, more manageable, more consultative, and thus more likely to be implemented in line with community wishes. More projects were implemented directly by partners, rather than being subcontracted out with less oversight and poor quality control.

Nonetheless, SIGAR's report notes, surveying the gamut of stabilization efforts supports the conclusion that “programming often exacerbated conflicts, enabled corruption, and bolstered support for insurgents”—the opposite of the intended results.<sup>22</sup>

Getting better results from stabilization requires, as the Brookings Institution's Vanda Felbab-Brown noted at the release event, setting out with a view of “a realistic political end state.” In Afghanistan, “we really had a transformative, almost fantastical, political end state in mind, . . . but it had no bearing on the realistic timeline that change would take; the Karzai government's willingness to reform or decentralize; and . . . local power brokers' willingness to cede responsibility, authority, and accountability at the local level. So it was a real mismatch.”<sup>23</sup>

## SEVEN KEY FINDINGS

Afghanistan has most likely been one of the most difficult settings imaginable for conducting a large-scale stabilization mission.

Some of the factors contributing to meager results in stabilization operations in Afghanistan are summarized in the SIGAR lessons-learned report's seven key findings:

1. The U.S. government greatly overestimated its ability to build and reform government institutions in Afghanistan as part of its stabilization strategy.
2. The stabilization strategy and the programs used to achieve it were not properly tailored to the Afghan context.
3. The large sums of stabilization dollars the United States devoted to Afghanistan in search of quick gains often exacerbated conflicts, enabled corruption, and bolstered support for insurgents.
4. Because the coalition prioritized the most dangerous districts first, it continuously struggled to clear them of insurgents. As a result, the coalition couldn't make sufficient progress to convince Afghans in



**Rug weavers train** in a USAID Community Cohesion Initiative program in Kandahar Province, 2013. (USAID photo)

# STABILIZING AFGHANISTAN LESSONS

those or other districts that the government could protect them if they openly turned against the insurgents.

5. Efforts by U.S. agencies to monitor and evaluate stabilization programs were generally poor.
6. Successes in stabilizing Afghan districts rarely lasted longer than the physical presence of coalition troops and civilians.
7. Stabilization was most successful in areas that were clearly under the physical control of government security forces, had a modicum of local governance in place prior to programming, were supported by coalition forces and civilians who recognized the value of close cooperation, and were continuously engaged by their government as programming ramped up.<sup>24</sup>

As several of SIGAR's findings suggest, the extent of host-government control and security has a powerful bearing on whether stabilization programs can be carried out and produce lasting gains.

## INSECURITY AND CORRUPTION WEAKEN STABILIZATION

The security element of SIGAR's last finding parallels the observation of the State/USAID/DOD review, "Stabilization is most likely to be successful where there is basic security on the ground . . . [so that] U.S. assistance partners can operate and monitor activities, access appropriate local stakeholders, and where security actors can engage in building trust with local communities."<sup>25</sup>

But even mounting large and long-lasting counterinsurgency operations is no guarantee that stabilization efforts can work. British and U.S. troops spent years operating in Helmand Province, the southwestern Afghan area whose large opium output helps fund the Taliban. Nonetheless, SIGAR's report observes, "despite the positive effects of force saturation, all of Helmand eventually deteriorated and the province is now among the most clearly Taliban-controlled provinces in the country." The underlying problem was that "no amount of troops could compensate for the lack of popular legitimacy and poor capacity of Afghan civil servants and security forces in the longer term, and the quick drawdown [of foreign forces leading up to 2015] in the country's most dangerous districts created a void that allowed insurgents to take control."<sup>26</sup>

Even if the host government has nominal control over an area, insurgents can compel accommodation. The World Bank has reported on evidence that providers of social services find "local 'unsavory' bargains are sometimes necessary to deliver humanitarian and development assistance."<sup>27</sup> Such bargains can involve concessions and compromises that change service in ways that "make it more acceptable to insurgents and reduce the risk of violent backlash," or tolerating corruption and sharing resources



**Afghan contractors unload bags of fertilizer bound for farms in Helmand Province, 2009.** (USMC photo by Lance Cpl. Jeremy Harris)



# STABILIZING AFGHANISTAN LESSONS

“to appease and buy off opposing armed and unarmed elites to sustain service delivery.”<sup>28</sup>

Other researchers have reported similar observations. In a report published last year by the Norwegian government, Dr. Antonio Giustozzi, who served with the UN Assistance Mission in Afghanistan and whose sources include Taliban councils, wrote of a diffuse Taliban “shadow government” whose activities include charging for electricity delivered by the national power utility, monitoring the activities of state-run schools, taxing all economic activity, and regulating humanitarian and development organizations’ access to territory.<sup>29</sup> And as General Allen observed at the Brookings event marking the release of SIGAR’s report, “some days there’s a distinction without a difference between the insurgent and the criminal patronage networks.”<sup>30</sup>

## STABILIZATION MAY STILL BE WORTH ATTEMPTING

Professor Thijs Zaalberg, the Dutch author of an article entitled “The Snake Oil of Stabilization,” citing the meager results of stabilization efforts in Afghanistan, says similar disillusion appeared among U.S. institutions in the wake of the Vietnam War, but warns that “We run the risk of throwing out the baby with the bathwater if we do not continue to build on past mistakes,” because “The type of conflict we get embroiled in is mostly not of our own choosing.”<sup>31</sup>

SIGAR’s lessons-learned report recognizes the temptation to swear off stabilization as a policy tool, but argues that once areas have been secured—a critical caveat in conflict settings like Afghanistan—“The absence of reliable alternatives to stabilization means that rather than discourage the use of stabilization writ large, the best course of action may be to help the U.S. government (1) balance the importance of any given stabilization mission with a realistic understanding of the level of effort required and what is achievable; and (2) improve its ability to prepare for, design, execute, monitor, and evaluate stabilization missions when it elects to undertake them.”

SIGAR also learned that progress in stabilization is slow and messy. Too often, U.S. timelines assumed that quick security gains would be matched by equally quick stabilization and governance gains. Many times, the withdrawal of security forces was followed by the return of instability.

Another important lesson was that implementing smaller projects helped programs avoid some of the common pitfalls of working in the midst of a counterinsurgency, such as predatory officials, corruption, and insurgent sabotage. Smaller projects are also conducive to community buy-in and ownership of small-scale infrastructure, and can provide opportunities for iterative learning and adaptation as work proceeds.



**Workers move gravel** up to the roof of a new prison in Uruzgan Province, 2011. (USAF photo by 1st Lt. Matt Schroff)

# STABILIZING AFGHANISTAN LESSONS

Because the goals of stabilization remain important, whether in Afghanistan or other current or future venues, SIGAR believes it would be helpful for U.S. policymakers and lawmakers to take steps to improve the policies and practices involved in stabilization programs.

## **SIGAR RECOMMENDS ACTIONS FOR BETTER STABILIZATION OUTCOMES**

SIGAR's report contains recommendations for the Executive Branch of government and the Congress to consider.

Recommendations for Executive Branch entities include that State should take the lead in laying out a robust whole-of-government stabilization strategy, with USAID as lead implementer and DOD in support; that DOD develop effective measures for any future programs like CERP; that DOD and USAID update counterinsurgency and stabilization doctrine and best practices to make reliable and continuous physical security the critical foundation; and that State and USAID designate a standing civilian-response corps to reduce ad hoc and improvised responses to stabilization needs.

SIGAR also recommends that Congress consider providing adequate resources to ensure Executive Branch agencies can implement reforms, as well as requiring State to develop an overall stabilization strategy, and requiring USAID to develop and implement a monitoring-and-evaluation plan and to focus its oversight on stabilization outcomes, as distinct from outputs. Details and discussions of SIGAR's recommendations appear in the full text of the Lessons Learned Program report.

Stabilization efforts in Afghanistan have been difficult and all too often disappointing failures. But the goals remain pertinent and essential: even comprehensive battlefield success cannot guarantee popular cooperation and support for the host-country government, or eliminate the doubts and grievances that can fuel future insurgencies.

SIGAR's Lessons Learned Program report offers evidence-backed findings, lessons, and recommendations that, if adopted, can improve outcomes for local populations as well as for U.S. interests in other countries. As the Carnegie Endowment's Frances Brown said at the Brookings event, "I think a key recommendation of mine is, do read the report."



**Women train** on using computers in Khost Province, 2015. (USAID photo)

“Fraud, waste, and abuse cannot be tolerated. Corruption cannot be tolerated. Accountability has to be established. Working with SIGAR, working with other auditing agencies ensures that we understand where money is flowing, where it is usefully flowing, and where it is flowing unusefully.”

—*Lieutenant General Austin Miller*

# 2 SIGAR OVERSIGHT





## SIGAR OVERSIGHT CONTENTS

<b>Audits</b>	<b>18</b>
<b>Quarterly Highlight: SIGAR's Assessment of Afghanistan's Anticorruption Efforts</b>	<b>19</b>
<b>Inspections</b>	<b>25</b>
<b>Special Projects</b>	<b>27</b>
<b>Lessons Learned</b>	<b>31</b>
<b>Investigations</b>	<b>34</b>
<b>Other SIGAR Oversight Activities</b>	<b>38</b>
<b>SIGAR Budget</b>	<b>41</b>
<b>SIGAR Staff</b>	<b>41</b>

**Photo on previous page**

Deputy Inspector General Gene Aloise speaks at a July 11 event in London sponsored by the UK government's Stabilisation Unit about SIGAR's recent lessons-learned report on stabilization efforts in Afghanistan. A panel of experts from the British government and SIGAR, and a question session, followed. (SIGAR photo by Paul Kane)

## SIGAR OVERSIGHT ACTIVITIES

This quarter, SIGAR issued 16 products. SIGAR work to date has identified approximately \$2.1 billion in savings for the U.S. taxpayer.

SIGAR published two performance audit reports this quarter. These audits examined the Afghan government's commitment to developing and implementing a national-level anticorruption strategy and USAID's \$301 million Regional Agriculture Development Program.

SIGAR completed five financial audits of U.S.-funded contracts to rebuild Afghanistan. These financial audits covered a range of topics including the Department of the Army's freedom of maneuver project, USAID's mining investment and sustainability project, and the Department of Defense's Ministerial Development Program. These financial audits identified \$104,292 in questioned costs as a result of internal-control deficiencies and noncompliance issues. To date, SIGAR's financial audits have identified more than \$413.1 million in questioned costs.

SIGAR also published two inspection reports. These reports examined the construction, use, and maintenance of Wardak prison and the Afghan National Army's ground forces complex.

This quarter, SIGAR's Office of Special Projects issued five reports on a range of issues including the response to a Congressional request to calculate the total amount of waste, fraud, and abuse identified by SIGAR since 2008; construction of the Qeysar-to-Laman section of the Ring Road; and the status of U.S. support to the extractives sector in Afghanistan. Special Projects also issued one alert letter, one fact sheet, and one inquiry letter.

SIGAR also issued its fourth and fifth lessons-learned reports, *Stabilization: Lessons from the U.S. Experience in Afghanistan* and *Counternarcotics: Lessons from the U.S. Experience in Afghanistan*. The stabilization report draws important lessons from the U.S. experience with stabilization in Afghanistan from 2002 to 2017, with a special focus on the years after 2009 when most of the \$4.7 billion in stabilization funds were spent. The counternarcotics report draws important lessons from U.S. counternarcotics efforts in Afghanistan from 2002 to 2017, during which time the U.S. government spent roughly \$8.62 billion on counternarcotics activities there.

During the reporting period, SIGAR investigations resulted in one indictment, two criminal informations, three guilty pleas, one sentencing, and \$81,000 in cost savings to the U.S. government. SIGAR initiated six new cases and closed 25, bringing the total number of ongoing investigations to 180.

### COMPLETED PERFORMANCE AUDIT REPORTS

- Audit 18-51-AR: Afghanistan's Anti-Corruption Efforts: The Afghan Government Has Begun to Implement an Anti-Corruption Strategy, but Significant Problems Must be Addressed
- Audit 18-65-AR: Regional Agriculture Development Program: Additional Evaluations and Assessments Could Improve the Performance and Sustainability of USAID/Afghanistan's \$301 Million Program

### COMPLETED FINANCIAL AUDIT REPORTS

- Financial Audit 18-49-FA: USAID's Early Grade Reading Survey: Audit of Costs Incurred by Chemonics International Inc.
- Financial Audit 18-54-FA: Department of the Army's Freedom of Maneuver Project: Audit of Costs Incurred by PAE National Security Solutions LLC
- Financial Audit 18-56-FA: USAID's Mining Investment and Development for Afghan Sustainability Project: Audit of Costs Incurred by ECC Water & Power LLC
- Financial Audit 18-61-FA: USAID's Agricultural Credit Enhancement Project: Audit of Costs Incurred by Development Alternatives Inc.
- Financial Audit 18-62-FA: The Department of Defense's Ministerial Development Program for the Afghan Ministry of Defense, Audit of Costs Incurred by DynCorp International LLC

### COMPLETED INSPECTION REPORTS

- Inspection Report 18-63-IP: Wardak Prison: Inadequate Government Oversight and Contractor Non-Compliance Have Increased Safety and Health Risks and Resulted in Wasted U.S. Funds
- Inspection Report 18-64-IP: Afghan National Army's Ground Forces Complex: Construction Generally Met Contract Requirements, But at Least \$406,000 May Have Been Wasted on the Project

### COMPLETED SPECIAL PROJECTS REPORTS

- Report 18-55-SP: USAID Supported Health Facilities in Kandahar Province, Observations from Visits to Nine Facilities
- Report 18-57-SP: Construction of the Qeysar to Laman Section of the Afghan Ring Road: Review of 233 Kilometers of Ring Road Construction
- Report 18-58-SP: Status of U.S. Support to Develop Extractives Tenders in Afghanistan: DOD and USAID Efforts Yielded Limited Progress
- Report 18-59-SP: GPI Projects in Baghlan: Locations Were Accurate But Structural Damage Observed

*Continued on the next page*

# SIGAR OVERSIGHT ACTIVITIES

*Continued from previous page*

- Report 18-60-SP: Congressional Request: Waste, Fraud, and Abuse, SIGAR Identified up to \$15.5 Billion in Waste, Fraud, and Abuse, and Failed Whole-of-Government Reconstruction Efforts

## SPECIAL PROJECTS ALERT LETTER

- Alert Letter 18-50-SP: Structural Damage at Baghlan Bridge 2

## SPECIAL PROJECTS FACT SHEET

- Fact Sheet 18-53-SP: USAID's Stability in Key Areas Program-Southern Region

## SPECIAL PROJECTS INQUIRY LETTER

- Inquiry Letter 18-47-SP: Status of the Northeast Power System Project-Phase II

## COMPLETED LESSONS LEARNED PROGRAM REPORTS

- SIGAR 18-48-LL: Counternarcotics: Lessons from the U.S. Experience in Afghanistan
- SIGAR 18-52-LL: Stabilization: Lessons from the U.S. Experience in Afghanistan

## COMPLETED PERFORMANCE AUDITS

- Audit 18-51-AR: Afghanistan's Anti-Corruption Efforts: The Afghan Government Has Begun to Implement an Anti-Corruption Strategy, but Significant Problems Must be Addressed
- Audit 18-65-AR: Regional Agriculture Development Program: Additional Evaluations and Assessments Could Improve the Performance and Sustainability of USAID/Afghanistan's \$301 Million Program

This quarter, SIGAR's suspension and debarment program referred three individuals and two entities for suspension or debarment based on evidence developed as part of investigations conducted by SIGAR in Afghanistan and the United States. These referrals bring the total number of individuals and companies referred by SIGAR since 2008 to 900, encompassing 501 individuals and 399 companies to date.

## AUDITS

SIGAR conducts performance audits and financial audits of programs and projects connected to the reconstruction effort in Afghanistan. Since its last report to Congress, SIGAR has issued two performance audits and five financial audits. This quarter, SIGAR has 10 ongoing performance audits and 42 ongoing financial audits.

## Performance Audit Reports Published

SIGAR published two performance audit reports this quarter. These audits examined the Afghan government's commitment to developing and implementing a national-level anticorruption strategy and USAID's \$301 million Regional Agriculture Development Program.

### **Performance Audit 18-51-AR: Afghanistan's Anti-Corruption Efforts The Afghan Government Has Begun to Implement an Anti-Corruption Strategy, but Significant Problems Must Be Addressed**

In the Consolidated Appropriations Act, 2017, Congress directed SIGAR to assess the implementation of the Afghan government's national anticorruption strategy and five ministries' action plans. Congress, in the Consolidated Appropriations Act, 2018, directed SIGAR to update that assessment, including whether the Afghan government is making progress toward achieving its anticorruption objectives.

At the Brussels Conference in October 2016, the Afghan government committed to developing and implementing new national-level anticorruption policies in 2017 through the revised Self-Reliance through Mutual Accountability Framework. Specifically, (1) the High Council on Rule of Law and Anti-Corruption (High Council) was to produce and endorse a whole-of-government anticorruption strategy in "the first half of 2017"; (2) the Afghan government was to initiate this strategy "in the second half of 2017"; and (3) the Ministries of Finance, Mines and Petroleum, Commerce and Industries, Communications and Information Technology, and Transport and Civil Aviation were to publicly report on their progress implementing anticorruption action plans in 2017.

SIGAR found that the Afghan government has created and begun implementing its anticorruption strategy and other reforms, but questions remain regarding its ability to fully implement the strategy and demonstrate a lasting commitment to combatting corruption.

## SIGAR'S ASSESSMENT OF AFGHANISTAN'S ANTICORRUPTION EFFORTS

Congress directed SIGAR to conduct this audit in the explanatory statement of the Consolidated Appropriations Act, 2017, which instructed SIGAR to assess the implementation of the Afghan government's national anticorruption strategy and the five ministries' action plans.

At the Brussels Conference in October 2016, the Afghan government committed to developing and implementing new national-level anticorruption policies in 2017 through the revised Self-Reliance through Mutual Accountability Framework (SMAF). Specifically, (1) the High Council on Rule of Law and Anti-Corruption (High Council) was to produce and endorse a whole of government anticorruption strategy in “the first half of 2017”; (2) the Afghan government was to initiate this strategy “in the second half of 2017”; and (3) the Ministries of Finance, Mines and Petroleum, Commerce and Industries, Communications and Information Technology, and Transport and Civil Aviation were to publicly report on their progress implementing anticorruption action plans in 2017.

The objectives of this audit were to determine the extent to which the Afghan government: (1) met the anticorruption deliverables it agreed to under the SMAF; (2) created an anticorruption strategy that meets international anticorruption-strategy standards and best practices; (3) is implementing its commitments in the anticorruption strategy and benchmarks; and (4) has made progress or experienced challenges implementing anticorruption reforms.

SIGAR found that the Afghan government has created and begun implementing its anticorruption strategy and other reforms, but questions remain regarding its ability to fully implement the strategy and demonstrate a lasting commitment to combatting corruption. The High Council released the anticorruption strategy on October 12, 2017, achieving the first of its SMAF objectives, though it missed the mid-2017 deadline. President Ghani ordered the strategy's implementation on December 9, 2017, fulfilling the second SMAF objective. After receiving a draft of this report, the Afghan government demonstrated on April 22, 2018, that all five revenue-generating ministries have publicly reported on their progress implementing their anti-corruption action plans, thereby meeting the third SMAF objective.

While the strategy is a positive step, it has weaknesses, and it does not meet some international standards and best practices. Specifically, the strategy's authors did not fully engage Afghan ministries and civil-society organizations, even some of those who will be responsible for the strategy's implementation. In addition, the strategy's goals and benchmarks are not fully aligned. The strategy focuses primarily on 15 “priority” ministries, but



**The SIGAR team** who worked on the anticorruption audit waiting for their helicopter outside of the Anti-Corruption Justice Center. Pictured from left to right are John Schenk, Maggie Tiernan, and Christopher Borgeson (team member not pictured is Zachary Rosenfeld). (SIGAR photo)



leaves unclear the role of the Ministry of Defense, Afghanistan's largest ministry (by percentage of Afghanistan's national budget). The strategy also does not fully incorporate Afghanistan's other ongoing anticorruption initiatives. Moreover, the strategy fails to call for establishing a permanent and fully independent anticorruption organization to oversee, coordinate, and implement anticorruption initiatives.

As of February 28, 2018, the Afghan government had met its self-imposed deadlines for only two of the 20 anticorruption benchmarks due by that date. After receiving a draft of this report, the Afghan government completed an additional 12 benchmarks by May 14, 2018, bringing the total number of completed benchmarks to 14. Similarly, despite a presidential order mandating that approximately 58 Afghan government entities create anticorruption action plans, only 22 had done so as of February 2018. However, after receiving a draft of this report, the Afghan government showed that an additional 26 ministries had submitted action plans. Therefore, as of May 14, 2018, Afghan government entities had submitted 48 out of 58 anticorruption action plans to the High Council.

In addition to developing its anticorruption strategy, the Afghan government has reported progress in implementing anticorruption and transparency initiatives such as updating the Penal Code. However, SIGAR identified five major challenges that continue to limit the Afghan government's ability to combat corruption:

1. Key anticorruption institutions such as the Anti-Corruption Justice Center (ACJC) and Major Crimes Task Force (MCTF) lack the capacity, resources, or security they need to perform their functions.
2. Despite efforts by the Afghan government to clarify the law, Afghan officials have differing opinions about when the MCTF's detective role ends and when the Attorney General's Office's (AGO) investigative role begins, which has led to recurring conflict between these two organizations.
3. Afghanistan's law enforcement and judiciary often avoid investigating, prosecuting, and punishing powerful individuals.
4. Unqualified and potentially corrupt actors continue to operate in key Afghan anticorruption institutions. For example, while the Department of Defense and the Afghan government conducted polygraph examinations of 139 ACJC, MCTF, and Ministry of Interior employees, with 53 of these employees failing, the follow-up polygraph examinations that were planned had not been conducted. In response to a draft of this report, senior Afghan government officials expressed willingness to conduct follow-on polygraph examinations. However, U.S. Embassy officials expressed concerns that even if additional rounds of testing occur, the AGO has not committed to acting on the results. This, combined with reports of reprisals against reformers and whistleblowers, enables corrupt

actors to control anticorruption bodies and discourages those who would challenge them.

5. Finally, U.S., international, and Afghan officials all expressed skepticism about parliament's willingness to support anticorruption reforms.

SIGAR offered six matters for the Afghan Government to review and consider. To ensure the anticorruption strategy's implementation is in accordance with international standards and best practices, SIGAR recommends the Afghan government consider: (1) revising the anticorruption strategy to tie each goal to a precisely defined benchmark with a realistic deadline, and developing mechanisms to incorporate ministry and civil society feedback during this process; and (2) establishing independent anticorruption organizations in accordance with the United Nations Convention Against Corruption (UNCAC). Because the Ministry of Defense (MOD) accounts for more than 15 percent of the Afghan national budget, to ensure that the MOD continues to implement its anticorruption commitments, SIGAR recommends the Afghan government consider: (3) adding the MOD to the list of "priority ministries" required to submit an anticorruption action plan for the High Council's review. To make progress and address challenges to implementing anticorruption reforms, SIGAR recommends the Afghan government consider: (4) clarifying which government entity or entities will take over the High Office of Oversight and Anti-Corruption's education and public-awareness responsibilities; (5) providing the necessary resources and specialized staff, as well as the training that such staff may require to carry out their functions, to key anticorruption entities in accordance with the UNCAC; and (6) conducting a second round of polygraph tests, and annual follow-up rounds thereafter, for ACJC and MCTF personnel, and taking appropriate action against individuals who fail these tests. The Afghan government concurred with the first, third, fourth, and sixth matters for consideration; partially concurred with the fifth; and did not concur with the second.

As part of this report, SIGAR plans to follow up on concerns raised by Department of Justice, Drug Enforcement Agency, Bureau of International Narcotics and Law Enforcement, and others regarding key Afghan institutions such as the ACJC, Counternarcotics Justice Center (CNJC), and Attorney General's Office. Key issues include the lack of high level prosecutions at the ACJC and CNJC and the lack of polygraphs for ACJC prosecutors. Furthermore, SIGAR plans to review anti-corruption aspects of the Afghanistan Compact and their progress.

Congress directed SIGAR in the Joint Explanatory Statement for the Consolidated Appropriations Act, 2018, to conduct a follow-up assessment of the Afghan government's efforts to further implement its anticorruption strategy and related efforts to combat corruption. SIGAR plans to report its findings to Congress in mid-2019.

# SIGAR OVERSIGHT ACTIVITIES

## **Performance Audit 18-65-AR: Regional Agriculture Development Program Additional Evaluations and Assessments Could Improve the Performance and Sustainability of USAID/Afghanistan's \$301 Million Program**

Since 2002, USAID has spent almost \$2.1 billion for more than 60 agriculture programs. In October 2013, USAID initiated its latest and one of its largest agriculture programs: the Regional Agriculture Development Program (RADP). This program consists of a group of four five-year contracts awarded by region, valued at over \$301 million. USAID awarded RADP-South and RADP-West to Chemonics, and RADP-North and RADP-South to Development Alternatives Inc. (DAI). RADP aims to expand sustainable agriculture and improve food and economic security for rural Afghans, in accordance with USAID's new approach to agricultural development in the country.

SIGAR found that USAID identified and incorporated lessons learned from past agriculture programs when designing RADP and oversaw DAI and Chemonics's completion of the contract deliverables. However, USAID has not consistently monitored or evaluated whether RADP is meeting its goals and mission objectives, and has yet to complete a required mid-term evaluation of the program. Furthermore, USAID partially met its requirements to incorporate sustainability into RADP's design, but did not conduct a mandatory sustainability analysis. SIGAR made three recommendations to USAID to conduct a mid-term performance evaluation, use its results to modify the program as appropriate, and conduct the required sustainability analysis.

## **Financial Audits**

SIGAR launched its financial-audit program in 2012, after Congress and the oversight community expressed concerns about oversight gaps and the growing backlog of incurred-cost audits for contracts and grants awarded in support of overseas contingency operations. SIGAR competitively selects independent accounting firms to conduct the financial audits and ensures that the audit work is performed in accordance with U.S. government auditing standards. Financial audits are coordinated with the federal inspector-general community to maximize financial-audit coverage and avoid duplication of effort. SIGAR has 42 ongoing financial audits with \$1.1 billion in auditable costs, as shown in Table 2.1.

This quarter, SIGAR completed five financial audits of U.S.-funded contracts to rebuild Afghanistan. These audits help provide the U.S. government and the American taxpayer reasonable assurance that the funds spent on these awards were used as intended. The audits question expenditures that cannot be substantiated or are potentially unallowable.

SIGAR issues each financial-audit report to the funding agency that made the award(s). The funding agency is responsible for making the final determination on **questioned amounts** identified in the report's audit findings.

TABLE 2.1

<b>SIGAR'S FINANCIAL AUDIT COVERAGE (\$ BILLIONS)</b>	
113 completed audits	\$6.86
42 ongoing audits	1.11
<b>Total</b>	<b>\$7.97</b>

Note: Numbers have been rounded. Coverage includes auditable costs incurred by recipients of U.S.-funded Afghanistan reconstruction contracts, grants, and cooperative agreements.

Source: SIGAR Audits and Inspections Directorate, as of 7/19/2018.

# SIGAR OVERSIGHT ACTIVITIES

Since the program's inception, SIGAR's financial audits have identified more than \$413.1 million in **questioned costs** and \$363,244 in unremitted interest on advanced federal funds or other revenue amounts payable to the government. As of June 30, 2018, funding agencies had disallowed about \$25.5 million in questioned amounts, which are subject to collection. It takes time for funding agencies to carefully consider audit findings and recommendations. As a result, final disallowed-cost determinations remain to be made for several of SIGAR's issued financial audits. SIGAR's financial audits have also identified and communicated 374 compliance findings and 401 internal-control findings to the auditees and funding agencies.

A list of completed and ongoing financial audits can be found in Appendix C of this quarterly report.

## Financial Audits Published

This quarter, SIGAR completed five financial audits of U.S.-funded contracts to rebuild Afghanistan. These financial audits identified \$104,292 in questioned costs as a result of internal-control deficiencies and noncompliance issues.

### Financial Audit 18-49-FA: USAID's Early Grade Reading Survey Audit of Costs Incurred by Chemonics International Inc.

On July 27, 2015, USAID awarded a \$12,487,469 task order to Chemonics International Inc. (Chemonics) to implement the Early Grade Reading Survey project. The project's goal was to gather data on student literacy in primary and community-based schools in Afghanistan. USAID modified the task order four times, which extended the period of performance from March 26, 2017, to May 15, 2017.

SIGAR's financial audit, performed by Castro & Company LLC (Castro), reviewed \$11,380,760 in expenditures that Chemonics charged to the task order from July 27, 2015, through May 15, 2017. Castro identified one deficiency in Chemonics' internal controls and one instance of noncompliance with the terms and conditions of the task order and applicable regulations. Because of the internal-control deficiency and instance of noncompliance, Castro identified \$147 in total questioned costs.

### Financial Audit 18-54-FA: Department of the Army's Freedom of Maneuver Project Audit of Costs Incurred by PAE National Security Solutions LLC

On September 28, 2012, the Army Contracting Command (ACC) awarded a one-year, \$18.3 million contract to A-T Solutions Inc. to fund the Freedom of Maneuver project. The project's objectives were to research and demonstrate solutions to counter the threat of improvised explosive devices in Afghanistan, and give those solutions to Afghan organizations responsible for combatting insurgents. ACC modified the contract nine times, increasing

**Questioned amounts:** the sum of potentially unallowable questioned costs and unremitted interest on advanced federal funds or other revenue amounts payable to the government.

**Questioned costs:** costs determined to be potentially unallowable. The two types of questioned costs are ineligible costs (violation of a law, regulation, contract, grant, cooperative agreement, etc., or an unnecessary or unreasonable expenditure of funds) and unsupported costs (those not supported by adequate documentation or proper approvals at the time of an audit).

## COMPLETED FINANCIAL AUDITS

- Financial Audit 18-49-FA: USAID's Early Grade Reading Survey: Audit of Costs Incurred by Chemonics International Inc.
- Financial Audit 18-54-FA: Department of the Army's Freedom of Maneuver Project: Audit of Costs Incurred by PAE National Security Solutions LLC
- Financial Audit 18-56-FA: USAID's Mining Investment and Development for Afghan Sustainability Project: Audit of Costs Incurred by ECC Water & Power LLC
- Financial Audit 18-61-FA: USAID's Agricultural Credit Enhancement Project: Audit of Costs Incurred by Development Alternatives Inc.
- Financial Audit 18-62-FA: The Department of Defense's Ministerial Development Program for the Afghan Ministry of Defense, Audit of Costs Incurred by DynCorp International LLC



the total amount to \$48.5 million and extending the period of performance to June 27, 2015. In May 2015, Pacific Architects and Engineers (PAE) acquired A-T Solutions and assumed responsibility for the contract.

SIGAR's financial audit, performed by Crowe Horwath LLP (Crowe), reviewed \$27,494,779 in reimbursable costs charged to the contract from November 28, 2013, through June 27, 2015. Crowe identified one material weakness and five significant deficiencies in PAE's internal controls, and five instances of noncompliance with the terms and conditions of the contract. As a result of these internal-control deficiencies and instances of noncompliance, Crowe identified \$82,617 in total questioned costs.

## **Financial Audit 18-56-FA: USAID's Mining Investment and Development for Afghan Sustainability Project**

### **Audit of Costs Incurred by ECC Water & Power LLC**

On March 31, 2013, USAID awarded a four-year task order worth \$41.7 million to ECC Water & Power LLC (ECC) to implement the Mining Investment and Development for Afghan Sustainability project. The project's purpose was to provide technical support and assistance to strengthen the institutional capacity of the Afghan Ministry of Mines and Petroleum and private sector entities in extractive industries and energy development. The task order was modified 13 times, decreasing the total cost to \$38.7 million.

SIGAR's financial audit, performed by Castro & Company LLC (Castro), reviewed \$8,906,538 in expenditures charged to the contract from January 1, 2016, through March 31, 2017. Castro did not identify any material weaknesses or significant deficiencies in ECC's internal controls, or any instances of noncompliance with the terms and conditions of the task order. Accordingly, Castro did not identify any questioned costs.

## **Financial Audit 18-61-FA: USAID's Agricultural Credit Enhancement Project**

### **Audit of Costs Incurred by Development Alternatives Inc.**

On July 15, 2010, USAID awarded Development Alternatives Incorporated (DAI) a four-and-a-half-year, \$49.1 million contract task order to implement the Agricultural Credit Enhancement (ACE) project. USAID established the ACE project to manage all operations of the USAID Agricultural Development Fund (ADF), as well as provide technical assistance to strengthen agricultural value chains. After the initial award, 20 task-order modifications were executed, increasing the estimated cost to \$75.2 million and extending the period of performance by approximately one month.

SIGAR's financial audit, performed by Castro & Company LLC (Castro) reviewed \$70.3 million for the period from July 15, 2010, through February 25, 2015. Castro found two internal-control deficiencies and one instance of noncompliance with terms and conditions of the task order, resulting in \$21,374 of questioned costs.

## **Financial Audit 18-62-FA: The Department of Defense's Ministerial Development Program for the Afghan Ministry of Defense**

### **Audit of Costs Incurred by DynCorp International LLC**

On February 12, 2010, the U.S. Army Research, Development and Engineering Command awarded a two-year, \$232.4 million contract to DynCorp International LLC (DynCorp) to fund a ministerial development program for Afghanistan's Ministry of Defense (MOD). The purpose of the support was to assist the MOD in assuming full responsibility for its own security needs. Administration of the contract was assumed by Army Contracting Command (ACC), which modified the contract 33 times, increasing the total amount to \$274.7 million and extending the period of performance to September 30, 2015.

SIGAR's financial audit, performed by Crowe LLP (Crowe), reviewed \$33,104,542 in reimbursable costs charged to the contract from April 30, 2014, through September 30, 2015. Crowe identified two deficiencies in DynCorp's internal controls, and one instance of noncompliance with the terms and conditions of the contract. Because of the internal-control deficiencies and instance of noncompliance, Crowe identified \$154 in total questioned costs.

## **INSPECTIONS**

### **Inspection Reports Published**

This quarter, SIGAR published two inspection reports. These reports examined the construction, use, and maintenance of Wardak prison and the Afghan National Army's ground forces complex.

#### **Inspection Report 18-63-IP: Wardak Prison**

##### **Inadequate Government Oversight and Contractor Non-Compliance Have Increased Safety and Health Risks and Resulted in Wasted U.S. Funds**

In March 2006, the Department of State's Bureau of International Narcotics and Law Enforcement Affairs (INL) tasked Pacific Architects and Engineers (PAE) to design the Wardak prison. PAE subcontracted this work to Suraya Construction and Production Company. Based on the design package, INL sent the American Consulate General's Regional Procurement Support Office (RPSO), in Frankfurt, Germany, a statement of work to award a contract to build the prison. The Wardak prison consists of 38 buildings and pieces of supporting infrastructure, such as inmate housing, staff housing, family visitation buildings, guard towers, a security gate, and utilities. In September 2010, RPSO awarded a \$6.8 million firm-fixed-price construction contract to the Afghanistan Rehabilitation & Architecture Organized Company. RPSO modified the contract six times, increasing the contract's

#### **COMPLETED INSPECTION REPORTS**

- Inspection Report 18-63-IP: Wardak Prison: Inadequate Government Oversight and Contractor Non-Compliance Have Increased Safety and Health Risks and Resulted in Wasted U.S. Funds
- Inspection Report 18-64-IP: Afghan National Army's Ground Forces Complex: Construction Generally Met Contract Requirements, But at Least \$406,000 May Have Been Wasted on the Project



**Broken toilet** in the guard quarters building of Wardak Prison. (SIGAR photo)

value to \$7.6 million. On November 18, 2013, INL transferred the Wardak prison to the Afghan Ministry of Interior.

SIGAR found eight design and nine construction deficiencies that created health and safety risks for prison staff and inmates. SIGAR determined that the construction deficiencies resulted from RPSO not adhering to the contract requirements and technical specifications. SIGAR also found that most of the Wardak prison's facilities were being used. However, SIGAR found that two generators installed under the construction contract were not used because, according to prison officials, fuel was unaffordable. SIGAR made two recommendations to INL: (1) to address the safety deficiencies, and (2) to develop a comprehensive routine maintenance plan for the prison.

## **Inspection Report 18-64-IP: Afghan National Army's Ground Forces Complex Construction Generally Met Contract Requirements, But at Least \$406,000 May Have Been Wasted on the Project**

In September 2011, the Combined Security Transition Command-Afghanistan (CSTC-A) directed the U.S. Army Corps of Engineers (USACE) to construct a combined Afghan National Army (ANA) Ground Forces Complex for 1,600 ANA personnel consisting of a Ground Forces Command (GFC), Garrison Support Unit (GSU), and the Army Support Command (ASC). On February 18, 2012, USACE awarded a \$19.7 million firm fixed price contract to Innovative Technical Solutions Incorporated, a U.S. company, to design and construct 92 facilities and supporting infrastructure for the ANA Ground Forces Complex at the Kabul International Airport.

USACE modified the contract 20 times, and as a result descope 37 buildings and facilities from the original contract. Within those contract modifications, on November 3, 2013, USACE terminated most of the ASC's portion of the construction contract for convenience, due to changes in the ANA's mission. In March 2014, USACE turned over 24 GFC, GSU, and ASC facilities, and 17 infrastructure improvements to CSTC-A, starting the one-year warranty period. CSTC-A transferred the facilities and infrastructure improvements to the ANA that same month.

SIGAR found that the contractor generally constructed the ANA ground forces complex facilities and infrastructure according to the contract requirements and technical specifications. However, SIGAR also found that due to USACE's incomplete record keeping, contract files and records did not include test results to allow SIGAR to determine whether the concrete and soil throughout the complex met compressive strength and density requirements, respectively.

Finally, SIGAR found that most of the complex facilities were being used. SIGAR made five recommendations in a draft of this report. Based on CSTC-A's and USACE's responses and actions taken in response to the draft, SIGAR closed all five recommendations as implemented.



**Improperly sloped shower** floor with mold in one officers' barracks. (SIGAR photo)

## Status of SIGAR Recommendations

The Inspector General Act of 1978, as amended, requires SIGAR to report on the status of its recommendations. This quarter, SIGAR closed 75 recommendations contained in 23 audit and inspection reports.

These reports contained recommendations that resulted in the recovery of \$45,762 in ineligible or unsupported contract costs paid by the U.S. government.

From 2009 through June 2018, SIGAR published 304 audits, alert letters, and inspection reports, and made 883 recommendations to recover funds, improve agency oversight, and increase program effectiveness.

SIGAR has closed 746 of these 883 recommendations, or over 84 percent. Closing a recommendation generally indicates SIGAR's assessment that the audited agency has either implemented the recommendation or has otherwise appropriately addressed the issue. In some cases where the agency has failed to act, SIGAR will close the recommendation as "Not Implemented"; this quarter SIGAR closed 65 recommendations in this manner. In some cases, these recommendation will be the subject of follow-up audit or inspection work. SIGAR is also required to report on any significant recommendations from prior reports on which corrective action has not been completed. This quarter, SIGAR continued to monitor agency actions on 141 open recommendations. Forty-seven of these recommendations have been open more than 12 months; these remain open because the agency involved has not yet produced a corrective-action plan that SIGAR believes would resolve the identified problem, or has otherwise failed to appropriately respond to the recommendation(s).

For a complete list of open recommendations because an agency has failed to act, see [www.sigar.mil](http://www.sigar.mil).

## SPECIAL PROJECTS

SIGAR's Office of Special Projects was created to quickly obtain and assess information necessary to fulfill SIGAR's oversight mandates, examine emerging issues, and deliver prompt, actionable reports to federal agencies and the Congress. Special Projects reports and letters focus on providing timely, credible, and useful information to Congress and the public. The team conducts a variety of assessments, producing reports on all facets of Afghanistan reconstruction. The directorate is made up of a team of analysts supported by investigators, lawyers, subject-matter experts, and other specialists who can quickly and jointly apply their expertise to emerging problems and questions.

This quarter, SIGAR's Office of Special Projects issued five reports on a range of issues including USAID-supported health facilities in Kandahar Province, construction of the Qeysar-to-Laman section of the Ring Road, and the status of U.S. support to the extractives sector in Afghanistan.

### COMPLETED SPECIAL PROJECTS REPORTS

- Report 18-55-SP: USAID Supported Health Facilities in Kandahar Province: Observations from Visits to Nine Facilities
- Report 18-57-SP: Construction of the Qeysar to Laman Section of the Afghan Ring Road: Review of 233 Kilometers of Ring Road Construction
- Report 18-58-SP: Status of U.S. Support to Develop Extractives Tenders in Afghanistan: DOD and USAID Efforts Yielded Limited Progress
- Report 18-59-SP: GPI Projects in Baghlan: Locations Were Accurate But Structural Damage Observed
- Report 18-60-SP: Congressional Request: Waste, Fraud, and Abuse, SIGAR Identified up to \$15.5 Billion in Waste, Fraud, and Abuse, and Failed Whole-of-Government Reconstruction Effort





**A structurally sound** and clean infirmary in Kandahar Province. (SIGAR photo)

Special Projects also issued one alert letter, one fact sheet, and one inquiry letter.

## **Report 18-55-SP: USAID Supported Health Facilities in Kandahar Province Observations from Visits to Nine Facilities**

This is the eighth in a series of reports examining health facilities supported by USAID in Afghanistan. It contains the results of site inspections to verify the locations and operating conditions at nine USAID-supported public health facilities in Kandahar, Afghanistan. SIGAR found that all nine facilities were open and operational, but with substantial inaccuracies in the geospatial coordinates USAID provided for five of the facilities, including four facilities that were more than 10 kilometers away from the locations indicated by the coordinates USAID provided. SIGAR also found that not all facilities had access to reliable electricity and most had minor structural issues, including cracked walls and leaking roofs. SIGAR made one recommendation to USAID to help ensure that USAID support to provide medical services in Afghanistan delivers necessary services to intended communities. SIGAR found USAID's comments and reported actions to be responsive to our recommendation.

## **Report 18-57-SP: Construction of the Qeysar to Laman Section of the Afghan Ring Road Review of 233 Kilometers of Ring Road Construction**

This report discusses the results of SIGAR's review of the construction of a 233-kilometer section of the Afghan Ring Road from Qeysar, in Faryab Province, to Laman, in Badghis Province, using Asian Development Bank (ADB) grants funded by the United States and other ADB members. SIGAR found that from 2006 until the most recent construction contract was terminated in late 2014, two issues clearly hindered project implementation: (1) security issues, and (2) contractor issues, including poor performance and a lack of communication between the contractors responsible for completing and overseeing the work.

From March 2014 through September 2017, no physical progress on the road was made, which almost certainly eroded much of the limited work that had been completed. As a result, after more than 12 years and \$249 million spent, very little physical progress was made on completing the 233-kilometer segment of the road.

## **Report 18-58-SP: Status of U.S. Support to Develop Extractives Tenders in Afghanistan**

### **DOD and USAID Efforts Yielded Limited Progress**

Since 2009, the Department of Defense's Task Force for Business and Stability Operations (TFBSO) and USAID have been the two main U.S. entities providing assistance to the Afghan government's efforts to develop its extractives sector. SIGAR has previously reported that despite the U.S. government investment aimed at supporting extractive tenders that could provide significant revenues to the Afghan government, TFBSO and USAID efforts yielded limited progress. This review determined the extent to which the three TFBSO and USAID programs, for which TFBSO and USAID spent \$125.4 million supporting extractive tender development, assisted the Afghan government in generating revenue. SIGAR found that none of the three programs achieved that goal, and not a single extractive tender that TFBSO or USAID supported resulted in a contract that is currently active. Since SIGAR's last update in January 2015, many of the tenders remain under ministerial review or have not progressed past negotiations. Several other tenders, for which a contract had been issued, have been suspended or cancelled.

## **Report 18-59-SP: Good Performers Initiative Projects in Baghlan**

### **Locations Were Accurate, But Structural Damage Observed**

The seven Good Performers Initiative (GPI) projects examined in this report were completed in Baghlan Province for approximately \$2.28 million. SIGAR's review showed that the INL-maintained location information for the seven infrastructure projects was accurate. In addition, three of the projects—Road Structures in Andarab District, the Provincial Conference Hall, and the Provincial Council Administrative Building—appeared to be



**A suboptimal staircase** installation in Baghlan Province. (SIGAR photo)

in generally good condition. However, SIGAR observed structural damage and other problems at the other four projects. Specifically, the sports stadium and grounds were in severe disrepair; a portion of the irrigation intake canal was destroyed; and both GPI-funded schools in Baghlan had serious construction design flaws, with one showing problems in electricity and water systems. To help protect INL's investment and ensure they are maintained and functioning as intended, SIGAR recommended that INL alert the appropriate Afghan ministries of the disrepair and lack of functioning systems SIGAR observed at the schools, sports stadium, and irrigation-intake canal.

**Report 18-60-SP:  
Congressional Request: Waste, Fraud, and Abuse  
SIGAR Identified up to \$15.5 Billion in Waste, Fraud, and Abuse,  
and Failed Whole-of-Government Reconstruction Efforts**

In response to a Congressional request, SIGAR calculated the total dollar amount of waste, fraud, and abuse uncovered through SIGAR's work since 2008 through December 31, 2017. To do this, SIGAR reviewed 766 of its products and investigations. That body of work examined approximately \$52.7 billion of the \$126 billion that has been appropriated for Afghanistan reconstruction.

SIGAR identified up to \$15.5 billion in waste, fraud, and abuse, and failed whole-of-government reconstruction efforts (or 29 percent of the \$52.7 billion SIGAR examined). SIGAR used professional judgment to apply waste, fraud, and abuse categories defined by the U.S. Government Accountability Office to SIGAR's products and closed investigative cases. SIGAR's review of those products identified 643 instances of waste, fraud, and abuse valued at between \$2.2 billion and \$3.5 billion of the reconstruction dollars SIGAR examined. In addition, SIGAR found \$12 billion spent on two whole-of-government reconstruction efforts that appear to have failed and resulted in wasted U.S. taxpayer dollars.



**Severe cracks** in a Baghlan Bridge retaining wall. (SIGAR photo)

**Alert Letter 18-50-SP: Structural Damage at Baghlan Bridge 2**

On May 22, 2018, SIGAR sent a letter to the Commander of USFOR-A to alert him to a safety matter that warranted the attention of DOD and USFOR-A. Specifically, SIGAR found that a bridge currently in use in Baghlan Province, constructed using funds from the Commander's Emergency Response Program in 2008, seems to have been constructed using a poor design and poor-quality material. Exacerbating those issues, the workmanship appears poor, the bridge has not been maintained, and the retaining walls have suffered significant damage that now poses a risk to people on or near the bridge. During a visit to the bridge in December 2017, SIGAR observed extensive vehicle and pedestrian traffic traversing it. An Afghan government official stated that the bridge had no budget for repairs

and maintenance and has never been repaired. Unless needed maintenance is undertaken, continued use of this bridge poses a danger to users.

## **Fact Sheet 18-53-SP: USAID's Stability in Key Areas Program-Southern Region**

This report is the second in a series that documents Stability in Key Areas (SIKA) program's reach throughout Afghanistan, and provides details about USAID's initiatives for the SIKA-South program. SIKA-South was one of four regional SIKA programs. In April 2012, USAID awarded AECOM International Development Inc. a \$58.8 million, 18-month contract to implement SIKA-South. USAID ultimately spent \$79.3 million to implement SIKA-South with 1,055 projects in 20 districts across Kandahar, Helmand, Nimroz, Uruzgan, and Zabol Provinces over the course of three years. Of the 1,055 projects, 30 percent, or 314, were located in Helmand.

SIGAR grouped SIKA-South projects into two main categories, "hard" and "soft." Hard projects consisted of infrastructure-focused activities, such as the construction of roads, culverts, and playgrounds. Soft projects consisted of capacity-building activities, such as vocational training, teacher training, education, and conflict resolution, and focused on reducing instability by building trust in local government. SIGAR found that 56 percent of the projects implemented in SIKA-South were soft projects, and 44 percent of the projects implemented in SIKA-South were hard projects.

## **Inquiry Letter 18-47-SP: Status of the Northeast Power System Project-Phase II**

On May 8, 2018, SIGAR sent a letter to the Commanders of USFOR-A and USACE to request information regarding Phase II of the North East Power System (NEPS) project. During the course of SIGAR's inspection on NEPS Phase III, SIGAR contacted USACE, the Afghan Ministry of Energy and Water, and the Da Afghanistan Breshna Sherkat electric utility, to inquire whether NEPS Phase II was complete and operational. Based on the initial responses received regarding challenges in testing and commissioning transmission towers and substations due to land-acquisition problems, and in light of the problems SIGAR found during inspection of NEPS Phase III, SIGAR required additional information regarding the status and viability of NEPS Phase II. USACE responded to SIGAR's inquiry on May 21, 2018.

## **LESSONS LEARNED**

SIGAR's Lessons Learned Program was created to identify and preserve lessons from the U.S. reconstruction experience in Afghanistan, and to make recommendations to Congress and executive agencies on ways to improve efforts in current and future operations. The program has published five reports thus far and has three projects in development: U.S. and Coalition

### **SPECIAL PROJECTS ALERT LETTER**

- Alert Letter 18-50-SP: Structural Damage at Baghlan Bridge 2

### **SPECIAL PROJECTS FACT SHEET**

- Fact Sheet 18-53-SP: USAID's Stability in Key Areas Program-Southern Region

### **SPECIAL PROJECTS INQUIRY LETTER**

- Inquiry Letter 18-47-SP: Status of the Northeast Power System Project-Phase II

### **COMPLETED LESSONS LEARNED PROGRAM REPORTS**

- SIGAR 18-48-LL: Counternarcotics: Lessons from the U.S. Experience in Afghanistan
- SIGAR 18-52-LL: Stabilization: Lessons from the U.S. Experience in Afghanistan




# SIGAR OVERSIGHT ACTIVITIES

responsibilities for security sector assistance, U.S. support for elections, and reintegration. Following the release last quarter of a lessons learned report on private sector development and economic growth, SIGAR's Lessons Learned Program released two additional reports—one on stabilization and one on counternarcotics—this quarter. The full lessons-learned reports and their companion interactive versions are posted on SIGAR's website, [www.sigar.mil](http://www.sigar.mil).

## Stabilization: Lessons from the U.S. Experience in Afghanistan

On May 24, SIGAR issued its fourth Lessons Learned Program report, *Stabilization: Lessons from the U.S. Experience in Afghanistan*. The report draws important lessons from the U.S. experience with stabilization in Afghanistan from 2002 to 2017, with a special focus on the years after 2009 when most of the \$4.7 billion in stabilization funds were spent.

SIGAR's analysis revealed the U.S. government greatly overestimated its ability to build and reform government institutions in Afghanistan as part of its stabilization strategy. SIGAR also found the stabilization strategy and the programs used to achieve it were not properly tailored to the Afghan context, and successes in stabilizing Afghan districts rarely lasted longer than the physical presence of coalition troops and civilians. As a result, by the time all prioritized districts had transitioned from Coalition to Afghan control in 2014, the services and protection Afghan forces and civil servants were able to provide often could not compete with a resurgent Taliban as it filled the void in newly vacated territory.



Cover of SIGAR's lessons-learned report on stabilization in Afghanistan.




David Young, right, of SIGAR's Lessons Learned Program, joined in a panel at the Brookings Institution debut event for the new report on stabilization. (SIGAR photo by Lauren Mick)

# SIGAR OVERSIGHT ACTIVITIES

## Counternarcotics: Lessons from the U.S. Experience in Afghanistan

On June 14, SIGAR issued its fifth Lessons Learned Program report, *Counternarcotics: Lessons from the U.S. Experience in Afghanistan*. The report draws important lessons from U.S. counternarcotics efforts in Afghanistan from 2002 to 2017, during which time U.S. government spent roughly \$8.62 billion. Despite this investment, Afghanistan remains the world's largest opium producer, and opium poppy is the country's largest cash crop.

Stemming opium-poppy cultivation and drug production has been an important, though not primary, goal for the United States and its partners. The Afghan drug trade has undermined reconstruction and security, including by financing insurgent groups and fueling government corruption. SIGAR's analysis revealed that no counternarcotics program led to lasting reductions in poppy cultivation or opium production. Eradication efforts had no lasting impact, and eradication was not consistently conducted in the same geographic locations as development assistance. Alternative-development programs were often too short-term, failed to provide sustainable alternatives to poppy, and sometimes even contributed to poppy production. Sustained reductions in Afghan poppy cultivation and drug production will ultimately require improved security, governance, and economic growth.



Cover of SIGAR's lessons-learned report on counternarcotics in Afghanistan.




**A panel at a June event** at a New America meeting in Washington, DC, discusses SIGAR's new Lessons Learned Program report, *Counternarcotics: Lessons from the U.S. Experience in Afghanistan*. From left to right: Peter Bergen, New America; Kate Bateman, SIGAR Lessons Learned Program; retired U.S. Ambassador Ronald Neumann, American Academy of Diplomacy; Harold Wankel, former chief of operations, Drug Enforcement Administration; Matthieu Aikins, Southern New Hampshire University Fellow, New America. (New America photo)

# SIGAR OVERSIGHT ACTIVITIES

FIGURE 2.1

## SIGAR INVESTIGATIONS: NUMBER OF OPEN INVESTIGATIONS, AS OF JULY 11, 2018



Source: SIGAR Investigations Directorate, 7/11/2018.

## INVESTIGATIONS

During the reporting period, SIGAR investigations resulted in one indictment, two criminal informations, three guilty pleas, one sentencing, and \$81,000 in cost savings to the U.S. government. SIGAR initiated six new cases and closed 25, bringing the total number of ongoing investigations to 180, as seen in Figure 2.1.

To date, SIGAR investigations have resulted in a cumulative total of 127 criminal convictions. Criminal fines, restitutions, forfeitures, civil settlements, and U.S. government cost savings and recoveries total over \$1.2 billion.

## U.S. Contractor Pleads Guilty to Kickback Conspiracy

On April 9, 2018, in the Middle District of Florida, James Barber, the owner of Effects Analytics LLC, pleaded guilty to conspiracy to provide a kickback. Sentencing is scheduled for July 25, 2018.

In 2012, a \$249 million U.S. Army contract was awarded to Leonie Industries LLC (Leonie), for face-to-face public-opinion polling in Afghanistan. In exchange for confidential government information, Barber offered a \$25,000 kickback to an employee of Leonie, Jeremy Serna, who was assigned to work the contract. Serna stole the requested information and provided it to Barber, who used it to negotiate and obtain a subcontract award from Leonie. Additionally, Barber offered Serna employment with ORB International, a United Kingdom public-opinion polling company. Serna was sentenced for theft of government property on January 24, 2018.

The investigation was conducted by SIGAR, Defense Criminal Investigative Service (DCIS), and U.S. Army Criminal Investigation Division Command (USACID), with assistance from the Defense Finance and Accounting Service (DFAS).



Charles Hyacinthe, left, and Scott Harmon, right, meet with Deputy Minister of Defense Tamim Asey in Kabul. (Ministry of Defense photo)

## **Former U.S. Contractor Employee Sentenced for Accepting Kickbacks**

On June 14, 2018, in the Northern District of Georgia, Christopher McCray was sentenced to five months' imprisonment, followed by five months' home confinement, three years' supervised release, and 200 hours of community service, and was ordered to pay a \$100 assessment.

McCray was the country manager for a subcontractor of a U.S. company responsible for moving cargo from Bagram Airfield to military bases throughout Afghanistan. McCray entered into an agreement with an Afghan trucking company whereby he received kickback payments worth 15 percent of the gross revenue earned on each contract. McCray received secret payments from December 2012 to May 2014. He was first paid in cash, then by wires sent to his bank account in Atlanta and by payments sent to his mother, who would deposit the funds into his accounts.

SIGAR, DCIS, USACID-MPFU, the FBI, and Air Force OSI investigated this matter.

## **Former U.S. Military Member Pleads Guilty to Bribery**

On May 22, 2018, in the Eastern District of California, David A. Turcios pleaded guilty to one count of receiving and agreeing to receive bribes. Sentencing is scheduled for October 9, 2018.

Turcios is one of eight subjects of a major bribery investigation that focused on Afghan contractors paying bribes to U.S. military personnel in return for government contracts associated with the Humanitarian Aid Yard at Bagram Airfield. As part of the Commander's Emergency Response Program to meet humanitarian relief needs to Afghans, the Yard served as a storage-and-distribution facility for clothing, food, and other items purchased from local Afghan vendors. Investigators uncovered criminal activity affecting inventories, payments, and contract oversight, and confirmed that U.S. military personnel, stateside contacts, and local Afghans had conspired in bribery, kickbacks, and money-laundering schemes. Among other improper acts, U.S. personnel took bribes from vendors to steer business to favored vendors. The conspiracies at the Yard persisted for years.

## **Former Employee of U.S. Government Contractor Pleads Guilty to Transporting Stolen Money**

On April 26, 2018, in the Southern District of Ohio, Frantz Florville pleaded guilty to a one-count criminal information filed April 5, 2018. Sentencing has not yet been scheduled.

Florville was a project specialist for the prime contractor on a \$7.9 million U.S. government contract. While working in Afghanistan, Florville became suspicious of a coworker, Nebraska McAlpine, who was taking illegal kickbacks from an Afghan subcontractor, and took steps to record conversations between McAlpine and the subcontractor. After the last



recorded meeting, Florville went into McAlpine's office, found a bag containing \$108,000 and took the bag. Florville admitted that he used \$25,000 of the stolen money to purchase nine diamonds. On a flight from Afghanistan to the United Arab Emirates, Florville hid \$79,000 in boots that were specifically purchased and altered to conceal the stolen money.

## SIGAR Investigation Results in \$81,000 Cost Avoidance to U.S. Government

U.S. Army contracting officers issued a demand letter to Afghan Strong Group (ASG), an Afghan contractor, directing that ASG reconstruct a guard tower on the outer perimeter of Bagram Airfield. ASG complied and completed the reconstruction of the tower on May 16, 2018, resulting in cost avoidance of \$81,100.

The letter was issued after SIGAR launched an investigation when information was provided by contracting officials concerning substandard concrete used in constructing the tower. SIGAR requested compression-strength tests of core samples of the concrete from the tower. Samples from all four decks of the tower failed. Due to the inferior concrete, the potential for the collapse of the tower presented a significant safety and security risk resulting in the issuance of the demand letter.

**Suspension:** refers to an action taken by a federal agency to prohibit a person or entity from participating in federal government procurement contracts and covered nonprocurement transactions for a temporary period of time based on an immediate need to protect the interests of the government, in accordance with the provisions of Section 9.407 of the Federal Acquisition Regulations or 2 C.F.R. 208.700.

**Debarment:** refers to an action taken by a federal agency to prohibit a person or entity from participating in federal government procurement contracts and covered nonprocurement transactions for a defined period of time, generally three years, in accordance with the provisions of Section 9.406 of the Federal Acquisition Regulations or 2 C.F.R. 208.800.

**Special Entity Designation:** means an action taken by the Department of Defense to prohibit a person or entity from participating in federal government procurement contracts and covered nonprocurement transactions based on a findings of a vendor vetting determination, listing on the U.S. Treasury's Specially Designated Nationals and Blocked Persons List, or other determinations made pursuant to Section 841 of the Fiscal Year 2015 National Defense Authorization Act (P.L. 113-291) (2014).

## Suspensions and Debarments

This quarter, SIGAR's **suspension** and **debarment** program referred three individuals and two entities for suspension or debarment based on evidence developed as part of investigations conducted by SIGAR in Afghanistan and the United States. These referrals bring the total number of individuals and companies referred by SIGAR since 2008 to 900, encompassing 501 individuals and 399 companies to date, as shown in Figure 2.2.

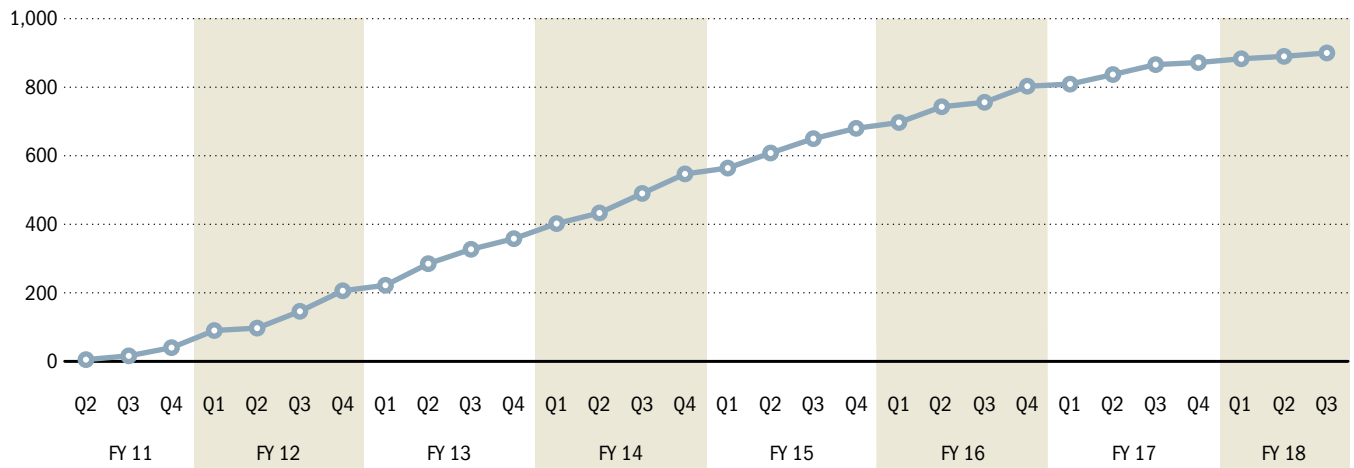
As of the end of June 2018, SIGAR's efforts to utilize suspension and debarment to address fraud, corruption, and poor performance in Afghanistan have resulted in 136 suspensions and 533 finalized debarments/**special entity designations** of individuals and companies engaged in U.S.-funded reconstruction projects. An additional 23 individuals and companies have entered into administrative compliance agreements with the U.S. government in lieu of exclusion from contracting since the initiation of the program. During the second quarter of 2018, SIGAR's referrals resulted in an additional finalized debarment. An additional 10 individuals and companies are currently in proposed debarment status, awaiting final adjudication of their debarment decisions.

Suspensions and debarments are an important tool for ensuring that agencies award contracts only to responsible entities. SIGAR's program addresses three challenges posed by U.S. policy and the contingency contracting environment in Afghanistan: the need to act quickly, the limited U.S. jurisdiction over Afghan nationals and Afghan companies, and the

# SIGAR OVERSIGHT ACTIVITIES

FIGURE 2.2

**SIGAR INVESTIGATIONS: CUMULATIVE REFERRALS FOR SUSPENSION AND DEBARMENT, Q2 FY 2011–Q3 FY 2018**



Note: For a comprehensive list of finalized suspensions, debarments, and special entity designations, see Appendix D.  
Source: SIGAR Investigations Directorate, 7/11/2018.

vetting challenges inherent in the use of multiple tiers of subcontractors. SIGAR continues to look for ways to enhance the Government’s responses to these challenges through the innovative use of information resources and investigative assets both in Afghanistan and the United States.

SIGAR makes referrals for suspensions and debarments—actions taken by U.S. agencies to exclude companies or individuals from receiving federal contracts or assistance because of misconduct—based on completed investigations that SIGAR participates in. In most cases, SIGAR’s referrals occur in the absence of acceptance of an allegation for criminal prosecution or remedial action by a contracting office and are therefore the primary remedy to address contractor misconduct. In making referrals to agencies, SIGAR provides the basis for a suspension or debarment decision by the agency as well as all of the supporting documentation needed for an agency to support that decision should it be challenged by the contractor at issue. Based on the evolving nature of the contracting environment in Afghanistan and the available evidence of contractor misconduct and/or poor performance, on occasion SIGAR has found it necessary to refer individuals or companies on multiple occasions for consideration by agency Suspension and Debarment Officials.

SIGAR’s emphasis on suspension and debarment is exemplified by the fact that of the 900 referrals for suspension and debarment that have been made by the agency to date, 873 have been made since the second quarter of 2011. During the 12-month period prior to June 30, 2018, referrals by

SIGAR's suspension and debarment program resulted in the exclusion of 37 individuals and companies from contracting with the government. SIGAR's referrals over this period represent allegations of theft, fraud, poor performance, financial support to insurgents and mismanagement as part of reconstruction contracts valued at \$307,797,527.

## OTHER SIGAR OVERSIGHT ACTIVITIES

- Deputy Inspector General Aloise Speaks at Association of Government Accountants
- Inspector General Sopko Speaks at Army War College, Carlisle Barracks, Pennsylvania
- Deputy Inspector General Aloise Speaks at UK's Foreign and Commonwealth Office, London
- Inspector General Sopko Speaks at the Second Integrity Watch Afghanistan Volunteers Conference, Kabul
- SIGAR Peer Review of Policies and Procedures at Architect of the Capitol's Office of the Inspector General
- Inspector General Sopko Speaks at New America, Washington, DC
- Inspector General Sopko Speaks at an Event Hosted by the Levin Center at Wayne Law, Wayne State University, Washington, DC
- Deputy Inspector General Aloise Speaks at the North Atlantic Treaty Organisation's Building Integrity Lessons Learned Seminar, Lisbon
- Inspector General Sopko Speaks at the Brookings Institution, Washington, DC
- Inspector General Sopko Delivers Testimony Before the Homeland Security and Governmental Affairs Committee, Subcommittee on Federal Spending Oversight and Emergency Management, U.S. Senate, Washington, DC

## OTHER SIGAR OVERSIGHT ACTIVITIES

### Deputy Inspector General Aloise Speaks at Association of Government Accountants

On July 23, 2018, Deputy Inspector General Gene Aloise spoke at the Association of Government Accountants' conference. DIG Aloise participated in a panel entitled "Conducting Audits in Challenging Environments" along with AIG for Audits at the Peace Corps OIG, Judy Leonhardt and Deputy AIG for Middle East Operations at the Department of State OIG, Tinh Nguyen. DIG Aloise discussed the security and corruption environment in Afghanistan, and how that poses a significant challenge to SIGAR's ability to conduct oversight. Specifically he highlighted the need to adapt oversight methods, focus on outcomes over outputs, and the importance of an overall strategy as lessons learned from SIGAR's 10 years of oversight work. He also cited specific examples of SIGAR's audit and investigative work to illustrate the challenging environment in which SIGAR operates.

### Inspector General Sopko Speaks at Army War College, Carlisle Barracks, Pennsylvania

On July 17, 2018, Inspector General John F. Sopko spoke at the Army War College on the subject of "Afghanistan: Lessons of the Long War." IG Sopko explained that SIGAR is in a unique position to produce lessons learned products because its jurisdiction crosses all agencies conducting reconstruction in Afghanistan. To date, SIGAR has produced five lessons-learned reports and the focus of IG Sopko's speech was on the common themes identified in all of the reports. These themes include faulty assumptions and the ongoing negative effect on security, uncontrolled spending and its relationship with corruption, the importance of comprehensive strategies, and the challenges of constant personnel rotations.

### Deputy Inspector General Aloise Speaks at UK's Foreign and Commonwealth Office, London

On July 11, 2018, Deputy Inspector General Aloise delivered a keynote address at a conference hosted by the UK's Stabilisation Unit at the Foreign and Commonwealth Office in London. Deputy IG Aloise's remarks addressed the findings, lessons, and recommendations of SIGAR's recent lessons-learned report, *Stabilization: Lessons from the U.S. Experience*

# SIGAR OVERSIGHT ACTIVITIES

*in Afghanistan.* David H. Young, the lead author of SIGAR's stabilization lessons-learned report, elaborated on SIGAR's findings while participating on a panel of experts from various UK ministries.

## Inspector General Sopko Speaks at the Second Integrity Watch Afghanistan Volunteers Conference, Kabul

On June 30, 2018, IG Sopko spoke at the second Integrity Watch Afghanistan (IWA) volunteers' conference on the subject of "Promoting the Culture of Integrity in Afghanistan." IG Sopko noted SIGAR's close working relationship with IWA. He also emphasized Afghanistan's economic potential and the role that Afghan civil society organizations and Afghan media will need to play in preventing corruption during economic development.

## SIGAR Peer Review of Policies and Procedures at Architect of the Capitol's Office of the Inspector General

On June 27, 2018, SIGAR's Office of Quality Control issued the results of its March–June modified peer review of the Inspections and Evaluations (I&E) unit in the Office of the Inspector General (OIG) for the Architect of the Capitol. The peer review team, led by SIGAR and assisted by the Pension Benefit Guaranty Corporation's Office of Inspector General, conducted this work as part of a new federal Council of the Inspectors General on Integrity and Efficiency (CIGIE) initiative to expand external peer reviews to include products issued in accordance with CIGIE's Quality Standards for Inspection and Evaluation (Blue Book). Since the Architect of the Capitol OIG had not issued any I&E products at the time of this review, the peer review was limited to assessing the extent to which their policies and procedures met seven CIGIE Blue Book standards. SIGAR found that policies and procedures for records maintenance and for report follow-up did not meet CIGIE standards. The OIG agreed with SIGAR's two recommendations and provided additional information on policies and procedures for records maintenance. Based on the OIG's response, one recommendation is now closed and one remains open.

## Inspector General Sopko Speaks at New America, Washington, DC

On June 14, 2018, IG Sopko spoke at New America on the release of SIGAR's Lessons Learned Program's new report *Counternarcotics: Lessons from the U.S. Experience in Afghanistan*. IG Sopko emphasized that countering poppy cultivation in Afghanistan is a difficult task and that there is no "silver bullet." However, he noted that the \$8.6 billion dollars spent on counternarcotics initiatives have so far not succeeded. He concluded by noting that moving forward, the U.S. can outline a strategy of shared goals and priorities for different counternarcotics agencies and work within the demonstrated capabilities of Afghan counterdrug units.



**IG Sopko, center,** presents an award to representatives of the Integrity Watch Afghanistan NGO as members of SIGAR's Kabul staff observe. (SIGAR photo by Alexandra Hackbarth)





**DIG Aloise delivers** the keynote address at the North Atlantic Treaty Organisation's lessons-learned seminar.

## **Inspector General Sopko Speaks at Event Hosted by the Levin Center at Wayne Law, Wayne State University, Washington, DC**

On June 13, 2018, IG Sopko spoke at an event hosted by the Levin Center at Wayne Law, Wayne State University at the Council on Foreign Relations in Washington, DC. The subject of his speech was "Forty Years of IGs Helping Congress Fight Waste and Protect the Taxpayer." IG Sopko noted that for Congress to conduct effective oversight, it must have experts looking into the matters of concern. Over the past four decades, this expertise has been furnished increasingly by inspectors general.

## **Deputy Inspector General Aloise Speaks at the North Atlantic Treaty Organisation's Building Integrity Lessons Learned Seminar, Lisbon**

On May 25, 2018, Deputy Inspector General Aloise delivered the keynote speech at the North Atlantic Treaty Organisation's (NATO) first Lessons Learned Seminar on Building Integrity. James Cunningham of SIGAR's Lessons Learned Program participated in a panel focused on national experiences conducting lessons-learned research and analysis.

## **Inspector General Sopko Speaks at the Brookings Institution, Washington, DC**

On May 24, 2018, IG Sopko spoke at the Brookings Institution on SIGAR's Lessons Learned Program's new report *Stabilization: Lessons from the U.S. Experience in Afghanistan*. IG Sopko defined stabilization as the process of building governance to the point at which the population prefers government rule to any alternatives. IG Sopko emphasized that this project was undertaken because the stabilization effort in Afghanistan was not the first that the U.S. government has undertaken and will not be the last. Overall, SIGAR's conclusion is that despite some heroic efforts, the stabilization effort between 2002 and 2017 has mostly failed.



**IG Sopko** and Laurel E. Miller, RAND Corporation, discuss the challenges of providing foreign assistance to Afghanistan.

## **Inspector General Sopko Delivers Testimony Before the Homeland Security and Governmental Affairs Committee, Subcommittee on Federal Spending Oversight and Emergency Management, U.S. Senate, Washington, DC**

On May 9, 2018, IG Sopko delivered testimony before the U.S. Senate's Homeland Security and Governmental Affairs Committee, Subcommittee on Federal Spending Oversight and Emergency Management. IG Sopko made four overarching observations. First, SIGAR has reported many signs of progress in Afghanistan reconstruction but continues to document fraud, waste, and abuse. Second, SIGAR has identified more than \$2 billion in potential savings and has issued a number of recommendations, over 80 percent of which have been implemented or effectively addressed. Third,

# SIGAR OVERSIGHT ACTIVITIES

SIGAR works closely with other U.S. government agencies including DOD, USAID, and the State Department to improve reconstruction efforts. Finally, IG Sopko noted that while the reconstruction effort has had serious flaws, it has not failed and its efforts have improved over time.

## SIGAR BUDGET

SIGAR is fully funded through FY 2019 at \$54.9 million under the Consolidated Appropriations Act, 2018. The budget supports SIGAR's oversight activities and products by funding SIGAR's Audits and Inspections, Investigations, Management and Support, and Research and Analysis Directorates, as well as the Special Projects Team and the Lessons Learned Program.

## SIGAR STAFF

SIGAR's staff count remained steady since the last report to Congress, with 192 employees on board at the end of the quarter: 27 SIGAR employees were at the U.S. Embassy in Kabul and two others were at Bagram Airfield. SIGAR employed five Afghan nationals in its Kabul office to support the Investigations and Audits Directorates. In addition, SIGAR supplements its resident staff with personnel assigned to short-term temporary duty in Afghanistan. This quarter, SIGAR had seven employees on temporary duty in Afghanistan for a total of 66 days.



**IG Sopko, center, and Deputy IG Aloise, far right,** gather with SIGAR student trainees. Back row left to right: Nolan Brahmey, Brian Tarpley, Robert Hill, Jordan Schurter, Ethan Whiting, Andrew Sartorious, IG, Michael White, Evan Ward, Lauren Helinski, McKenna Mallory, and DIG. Front row left to right: Bryce Rogers, Timothy Zaloznik, Samantha Hay, Danae Grant, Zion Lewis, Alyssa Boley, and Alexis Hughes. (SIGAR photo by Casey Chiu)

### SIGAR Selects a New Director of Forward Operations

Lindy Savelle became SIGAR's new Director of Forward Operations in Kabul in June 2018. Her law-enforcement career spans nearly 30 years, beginning as a special agent with the Federal Bureau of Investigation and retiring as an Assistant Special Agent in Charge (ASAC) from the Defense Criminal Investigative Service before joining SIGAR in June 2013. Her previous assignments with SIGAR began in July 2013 as a Special Agent in Kandahar. She was then selected as the ASAC for Kabul and eventually the Special Agent in Charge for Investigations in Kabul before departing in 2015. Savelle was instrumental in establishing the excellent relationships SIGAR enjoys today with President Ghani, many prominent representatives of the Afghan government, as well as senior U.S. civilian and military officers and diplomats from the international community.



“I call this talking and fighting. As Defense Secretary Mattis has said, violence and progress can coexist, and that’s what we’re seeing.”

—*General John Nicholson Jr.*

# 3 RECONSTRUCTION UPDATE





## RECONSTRUCTION UPDATE CONTENTS

Status of Funds	46
Security	62
Governance	110
Economic and Social Development	146
Counternarcotics	178

**Photo on previous page**

Farmers of the mountainous Wakhan District in northeast Afghanistan. (UNDP Afghanistan photo)



## RECONSTRUCTION IN BRIEF

Section Three of this quarterly report summarizes the key events of the reporting period as well as programs and projects concerning Afghanistan reconstruction across five sectors: Funding, Security, Governance, Economic and Social Development, and Counternarcotics.

### OVERLAPPING CEASEFIRES BUT NO PEACE BREAKTHROUGH YET

- **President Ghani declared a unilateral ceasefire** in June covering the Taliban that was respected by U.S. and NATO forces.
- **The Taliban issued a shorter ceasefire** that overlapped for three days with the Afghan government-declared ceasefire.
- **Fighting resumed** following the end of the coinciding ceasefires.

### THE ANDSF STILL STRUGGLED TO MAKE ADVANCES ON SOME KEY PROGRESS METRICS

- As of May 2018, **the Afghan government's control** or influence of the country's population and districts saw no change from last quarter.
- **Insurgent control or influence** of Afghanistan's districts decreased for the first time since August 2016 but its control of the population stayed the same as last quarter.
- **The number of districts and the amount of territory contested** between the government and the insurgency rose slightly this quarter.
- When adjusting for transfers of personnel from the Ministry of Interior (MOI) to the Ministry of Defense (MOD), **the ANDSF lost 8,500 personnel** from April 2017 to April 2018 (8,431 from the ANA, and 69 from the ANP).
- **ANDSF and Coalition forces launched major operations** against Taliban leadership and IS-K strongholds in May and June, inflicting heavy enemy casualties.
- The U.S. Congress confirmed Resolute Support Commander **General Nicholson's replacement**, Lieutenant General Austin Miller, on June 28. Lt. Gen. Miller currently leads the Joint Special Operations Command.

### PREPARATIONS FOR THE OCTOBER 2018 PARLIAMENTARY AND DISTRICT COUNCIL ELECTIONS CONTINUE

- The Afghan government announced the long-debated roll-out of **electronic national identity cards**.
- The Independent Election Commission (IEC) conducted a nationwide polling-center-based voter registration exercise (which requires voters to cast their ballots at the polling center at which they register) in an effort to **establish Afghanistan's first national voters list**.

### AFGHANISTAN'S ECONOMIC GROWTH RATE REMAINED SUBDUED AT 2.5 PERCENT

- **Widespread drought** conditions are likely to render **more than 2 million people** severely food insecure, according to the UN.
- **Reimposed U.S. sanctions on Iran could impact the Afghan economy**, but the effects are not yet clear.

### NARCOTICS REMAIN A CHALLENGE

- **Opium-poppy** cultivation set another **new record**.
- USFOR-A's campaign against insurgent revenue streams, conducted **40 strikes against narcotics processing** and storage facilities and stockpiles between January and May 2018.
- **The revised U.S. counternarcotics strategy is still not finalized**.

### FUNDING AS OF JUNE 30, 2018

- **Cumulative appropriations** for relief and reconstruction in Afghanistan since FY 2002 totaled approximately **\$126.30 billion**, of which \$106.54 billion, or **84.4 percent**, was appropriated to the seven major reconstruction funds.
- Of the amount appropriated to the **seven major funds** since FY 2002, approximately **\$7.28 billion** remained to be disbursed.

## STATUS OF FUNDS CONTENTS

<b>U.S. Reconstruction Funding for Afghanistan</b>	<b>48</b>
<b>Afghanistan Reconstruction Funding Pipeline</b>	<b>50</b>
<b>Afghanistan Security Forces Fund</b>	<b>52</b>
<b>ASFF Budget Activities</b>	<b>53</b>
<b>Commander's Emergency Response Program</b>	<b>54</b>
<b>Afghanistan Infrastructure Fund</b>	<b>55</b>
<b>Task Force For Business and Stability Operations</b>	<b>56</b>
<b>DOD Drug Interdiction and Counter-Drug Activities</b>	<b>57</b>
<b>Economic Support Fund</b>	<b>58</b>
<b>International Narcotics Control and Law Enforcement</b>	<b>59</b>
<b>International Reconstruction Funding for Afghanistan</b>	<b>60</b>

# STATUS OF FUNDS

## STATUS OF FUNDS

To fulfill SIGAR’s legislative mandate, this section details the status of U.S. funds appropriated, obligated, and disbursed for reconstruction activities in Afghanistan. As of June 30, 2018, the United States had appropriated approximately \$126.30 billion for relief and reconstruction in Afghanistan since FY 2002. This total has been allocated as follows:

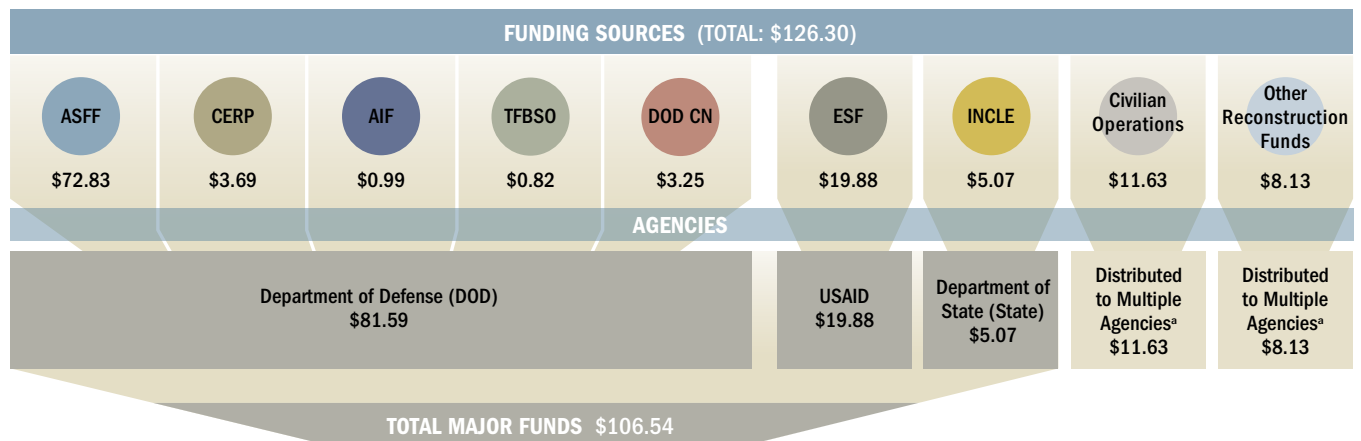
- \$78.22 billion for security (\$4.57 billion for counternarcotics initiatives)
- \$33.01 billion for governance and development (\$4.24 billion for counternarcotics initiatives)
- \$3.44 billion for humanitarian aid
- \$11.63 billion for civilian operations

Figure 3.1 shows the major U.S. funds that contribute to these efforts.

- ASFF:** Afghanistan Security Forces Fund
- CERP:** Commander’s Emergency Response Program
- AIF:** Afghanistan Infrastructure Fund
- TFBSO:** Task Force for Business and Stability Operations
- DOD CN:** DOD Drug Interdiction and Counter-Drug Activities
- ESF:** Economic Support Fund
- INCLE:** International Narcotics Control and Law Enforcement

FIGURE 3.1

### U.S. FUNDS SUPPORTING AFGHANISTAN RECONSTRUCTION EFFORTS (\$ BILLIONS)



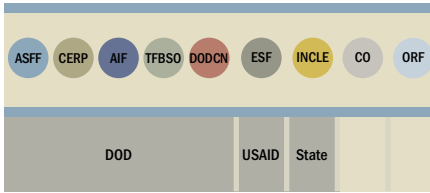
Note: Numbers have been rounded.

<sup>a</sup> Multiple agencies include DOJ, State, DOD, USAID, Treasury, USDA, DEA, BBG, and SIGAR.

Source: DOD, response to SIGAR data call, 7/11/2018, 7/9/2018, 10/12/2017, 10/22/2012, 10/14/2009, and 10/1/2009; State, response to SIGAR data call, 7/17/2018, 7/10/2018, 1/10/2018, 10/11/2017, 5/4/2016, 10/20/2015, 4/15/2015, 4/15/2014, 6/27/2013, 10/5/2012, and 6/27/2012; Treasury, response to SIGAR data call, 6/25/2018; OMB, response to SIGAR data call, 1/31/2018, 4/16/2015, 7/14/2014, 7/19/2013, and 1/4/2013; USAID, response to SIGAR data call, 7/9/2018, 10/15/2010, 1/15/2010, and 10/9/2009; DEA, response to SIGAR data call, 6/11/2018 and 7/7/2009; USDA, response to SIGAR data call, 4/2009; DFAS, “AR(M) 1002 Appropriation Status by FY Program and Subaccounts June 2018,” 7/19/2018; OSD Comptroller, 16-22 PA: Omnibus 2016 Prior Approval Request, 6/30/2016; Pub. L. Nos. 115-141, 115-31, 114-113, 113-235, 113-76, 113-6, 112-74, 112-10, 111-212, 111-118.



# STATUS OF FUNDS



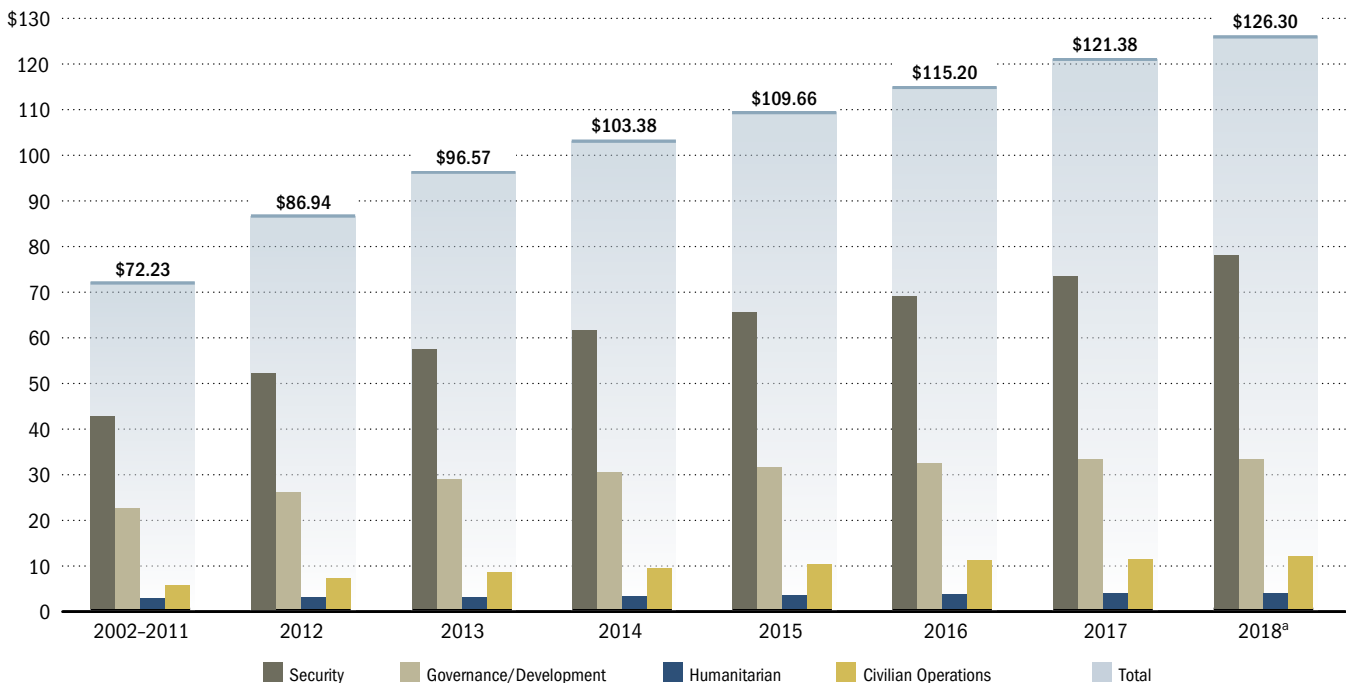
## U.S. RECONSTRUCTION FUNDING FOR AFGHANISTAN

As of June 30, 2018, cumulative appropriations for relief and reconstruction in Afghanistan totaled approximately \$126.30 billion, as shown in Figure 3.2. This total can be divided into four major categories of reconstruction funding: security, governance and development, humanitarian, and oversight and operations. Approximately \$8.81 billion of these funds support counter-narcotics initiatives which crosscut both the security (\$4.57 billion) and governance and development (\$4.24 billion) categories. For complete information regarding U.S. appropriations, see Appendix B.

The amounts appropriated to the seven major U.S. funds represent nearly 84.4% (more than \$106.54 billion) of total funds appropriated for reconstruction assistance in Afghanistan since FY 2002. Of the amounts appropriated for these seven funds, more than 91.8% (nearly \$97.85 billion) has been obligated, and over 88.1% (nearly \$93.84 billion) has been disbursed. An estimated \$5.42 billion of the amount appropriated for these funds has expired.

On March 23, President Donald J. Trump signed the Consolidated Appropriations Act, 2018, funding the U.S. government for the rest of the fiscal year. When this report went to press, final FY 2018 allocations for State and USAID accounts were still being determined. The amount reported as appropriated for FY 2018 will increase from the \$4.93 billion shown in Figure 3.3 when funding levels for these accounts are known.<sup>32</sup>

FIGURE 3.2  
CUMULATIVE APPROPRIATIONS BY FUNDING CATEGORY AS OF JUNE 30, 2018 (\$ BILLIONS)



Note: Numbers have been rounded. DOD reprogrammed \$1 billion from FY 2011 ASFF, \$1 billion from FY 2012 ASFF, and \$178 million from FY 2013 ASFF to fund other DOD OCO requirements. DOD reprogrammed \$230 million into FY 2015 ASFF. ASFF data reflects the following rescissions: \$1 billion from FY 2012 in Pub. L. No. 113-6, \$764.38 million from FY 2014 in Pub. L. No. 113-235, \$400 million from FY 2015 in Pub. L. No. 114-113, \$150 million from FY 2016 in Pub. L. No. 115-31, and \$100 million for FY 2017 in Pub. L. No. 115-141. DOD transferred \$101 million from FY 2011 AIF, \$179.5 million from FY 2013 AIF, and \$55 million from FY 2014 AIF to the ESF to fund infrastructure projects implemented by USAID.

<sup>a</sup> FY 2018 allocation amounts for State and USAID accounts were still being determined when this report went to press.

Source: DOD, response to SIGAR data call, 7/11/2018, 7/9/2018, 10/12/2017, 10/22/2012, 10/14/2009, and 10/1/2009; State, response to SIGAR data call, 7/17/2018, 7/10/2018, 1/10/2018, 10/11/2017, 5/4/2016, 10/20/2015, 4/15/2015, 4/15/2014, 6/27/2013, 10/5/2012, and 6/27/2012; Treasury, response to SIGAR data call, 6/25/2018; OMB, response to SIGAR data call, 1/31/2018, 4/16/2015, 7/14/2014, 7/19/2013, and 1/4/2013; USAID, response to SIGAR data call, 7/9/2018, 10/15/2010, 1/15/2010, and 10/9/2009; DEA, response to SIGAR data call, 6/11/2018 and 7/7/2009; USDA, response to SIGAR data call, 4/2009; DFAS, "AR(M) 1002 Appropriation Status by FY Program and Subaccounts June 2018," 7/19/2018; OSD Comptroller, 16-22 PA: Omnibus 2016 Prior Approval Request, 6/30/2016; Pub. L. Nos. 115-141, 115-31, 114-113, 113-235, 113-76, 113-6, 112-74, 112-10, 111-212, 111-118.

# STATUS OF FUNDS

The United States provides billions in on-budget assistance to the Government of Afghanistan. This assistance is provided either directly to Afghan government entities or via contributions to multilateral trust funds that also support the Afghan government's budget.<sup>33</sup> Since 2002, the United States has provided nearly \$10.75 billion in on-budget assistance. This includes about \$5.70 billion to Afghan government ministries and institutions, and nearly \$5.05 billion to three multinational trust funds—the World Bank's Afghanistan Reconstruction Trust Fund (ARTF), the United Nations Development Programme's Law and Order Trust Fund (LOTFA), and the Asian Development Bank's Afghanistan Infrastructure Trust Fund (AITF). Table 3.1 shows U.S. on-budget assistance disbursed to the Afghan government and multilateral trust funds.

TABLE 3.1

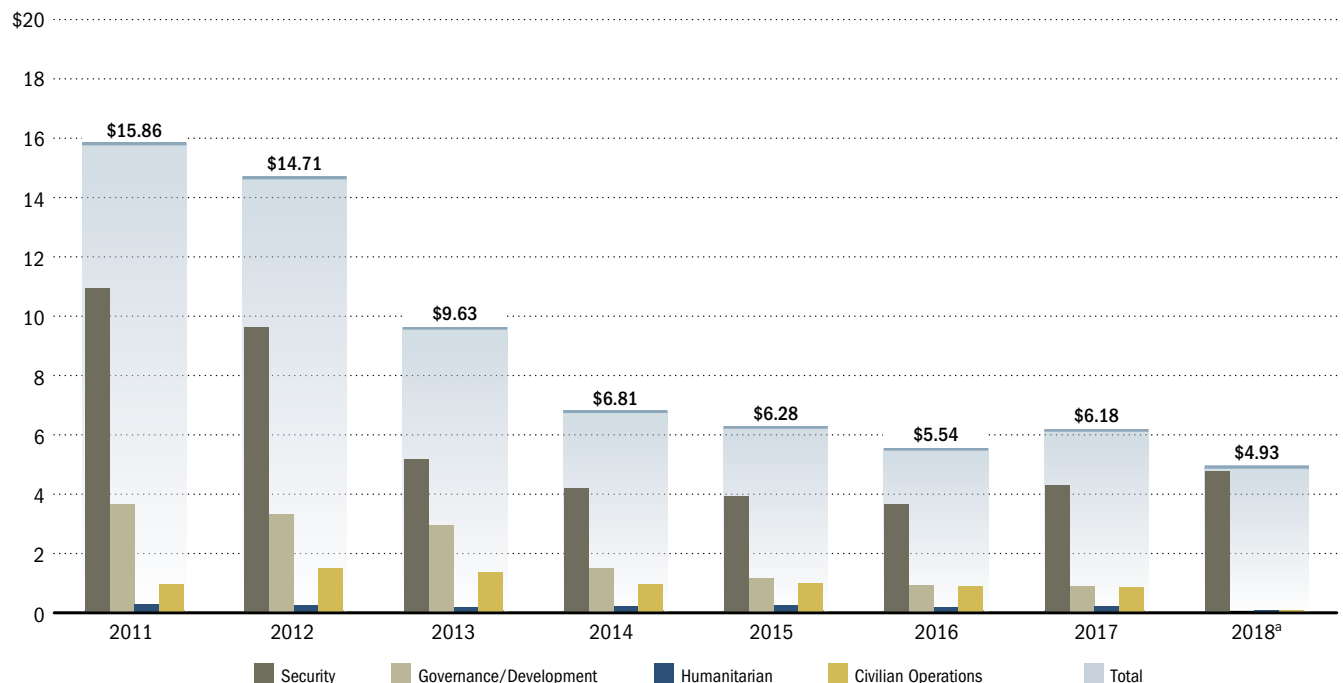
U.S. ON-BUDGET ASSISTANCE TO AFGHANISTAN, SINCE 2002 (\$ MILLIONS)	
<b>Government-to-Government</b>	
DOD	\$4,946
State	92
USAID	661
<b>Multilateral Trust Funds</b>	
LOTFA	\$1,669
ARTF	3,228
AITF	154

Note: Numbers have been rounded. Figures reflect amounts the United States has disbursed in on-budget assistance to Afghan government entities and multilateral trust funds. As of June 30, 2018, USAID had obligated approximately \$858 million for government-to-government assistance.

Source: USAID, response to SIGAR data call, 7/12/2018; DOD, response to SIGAR data call, 6/25/2015; World Bank, ARTF: Administrator's Report on Financial Status as of May 21, 2018 (end of 5th month of FY 1397), p. 4; UNDP, response to SIGAR data call, 7/16/2018.

FIGURE 3.3

APPROPRIATIONS BY FISCAL YEAR, AMOUNT, AND CATEGORY (\$ BILLIONS)



Note: Numbers have been rounded. DOD reprogrammed \$1 billion from FY 2011 ASFF, \$1 billion from FY 2012 ASFF, and \$178 million from FY 2013 ASFF to fund other DOD OCO requirements. DOD reprogrammed \$230 million into FY 2015 ASFF. ASFF data reflects the following rescissions: \$1 billion from FY 2012 in Pub. L. No. 113-6, \$764.38 million from FY 2014 in Pub. L. No. 113-235, \$400 million from FY 2015 in Pub. L. No. 114-113, \$150 million from FY 2016 in Pub. L. No. 115-31, and \$100 million for FY 2017 in Pub. L. No. 115-141. DOD transferred \$101 million from FY 2011 AIF, \$179.5 million from FY 2013 AIF, and \$55 million from FY 2014 AIF to the ESF to fund infrastructure projects implemented by USAID.  
<sup>a</sup> FY 2018 allocation amounts for State and USAID accounts were still being determined when this report went to press.

Source: DOD, response to SIGAR data call, 7/11/2018, 7/9/2018, 10/12/2017, 10/22/2012, 10/14/2009, and 10/1/2009; State, response to SIGAR data call, 7/17/2018, 7/10/2018, 1/10/2018, 10/11/2017, 5/4/2016, 10/20/2015, 4/15/2015, 4/15/2014, 6/27/2013, 10/5/2012, and 6/27/2012; Treasury, response to SIGAR data call, 6/25/2018; OMB, response to SIGAR data call, 1/31/2018, 4/16/2015, 7/14/2014, 7/19/2013, and 1/4/2013; USAID, response to SIGAR data call, 7/9/2018, 10/15/2010, 1/15/2010, and 10/9/2009; DEA, response to SIGAR data call, 6/11/2018 and 7/7/2009; USDA, response to SIGAR data call, 4/2009; DFAS, "AR(M) 1002 Appropriation Status by FY Program and Subaccounts June 2018," 7/19/2018; OSD Comptroller, 16-22 PA: Omnibus 2016 Prior Approval Request, 6/30/2016; Pub. L. Nos. 115-141, 115-31, 114-113, 113-235, 113-76, 113-6, 112-74, 112-10, 111-212, 111-118.

# STATUS OF FUNDS

## AFGHANISTAN RECONSTRUCTION FUNDING PIPELINE

Since 2002, Congress has appropriated approximately \$126.30 billion for Afghanistan relief and reconstruction. Of this amount, \$106.54 billion (84.4 percent) was appropriated to the seven major reconstruction funds, as shown in Table 3.2.

FIGURE 3.4

### CUMULATIVE AMOUNT REMAINING TO BE DISBURSED (\$ BILLIONS)

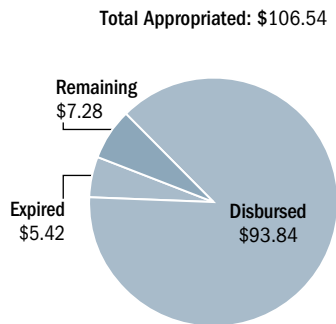


TABLE 3.2

CUMULATIVE AMOUNTS APPROPRIATED, OBLIGATED, AND DISBURSED FY 2002–2018 (\$ BILLIONS)				
	Appropriated	Obligated	Disbursed	Remaining
Afghanistan Security Forces Fund (ASFF)	\$72.83	\$67.54	\$66.73	\$3.40
Commander's Emergency Response Program (CERP)	3.69	2.28	2.28	0.00
Afghanistan Infrastructure Fund (AIF)	0.99	0.77	0.73	0.05
Task Force for Business & Stability Operations (TFBSO)	0.82	0.75	0.65	0.00
DOD Drug Interdiction and Counterdrug Activities (DOD CN)	3.25	3.25	3.25	0.00
Economic Support Fund (ESF)	19.88	18.45	16.02	3.08
International Narcotics Control & Law Enforcement (INCLE)	5.07	4.79	4.17	0.75
<b>Total Major Funds</b>	<b>\$106.54</b>	<b>\$97.85</b>	<b>\$93.84</b>	<b>\$7.28</b>
Other Reconstruction Funds	8.13			
Civilian Operations	11.63			
<b>Total</b>	<b>\$126.30</b>			

Note: Numbers have been rounded. Amount remaining reflects the total disbursement potential of the seven major reconstruction funds after deducting approximately \$5.4 billion that expired without being obligated. Obligated and disbursed DOD CN funds reflect amounts transferred to the military services and defense agencies to be spent for Afghanistan. Figures reflect transfers, rescissions, and reprogramming activity to date.

Source: SIGAR, analysis of appropriating legislation and quarterly obligation and disbursement data provided by DOD, State, and USAID, 7/19/2018.

As of June 30, 2018, approximately \$7.28 billion of the amount appropriated to the seven major reconstruction funds remained for possible disbursement, as shown in Figure 3.4. These funds will be used to train, equip, and sustain the ANDSF; complete large-scale infrastructure projects, such as those funded by the AIF and ESF; combat narcotics production and trafficking; and promote rule of law, justice sector, and human rights.

Reconstruction costs for Afghanistan are large, but account for only about 15 percent of all U.S. funds obligated for Afghanistan since 2001. As of December 31, 2017—the most recent data available—the United States had obligated an estimated \$749 billion for efforts in Afghanistan including some \$114 billion for relief, reconstruction, and civilian operations. The \$749 billion total includes war funding, relief and reconstruction, diplomatic and consular programs, Afghanistan-related operations of U.S. government entities, military and embassy construction projects, and oversight. About

# STATUS OF FUNDS

\$708 billion of the estimated \$749 billion—almost 95 percent of the total—was obligated by the Department of Defense.<sup>34</sup>

Congress appropriated more than \$15.15 billion to the seven major reconstruction funds for FYs 2014–2016: \$5.63 billion for FY 2014, \$5.03 billion for FY 2015, and \$4.49 billion for FY 2016. Of the combined total, more than \$2.01 billion remained for possible disbursement, as of June 30, 2018, as shown in Table 3.3 and Figure 3.5.

TABLE 3.3

FY 2014–2016 AMOUNTS APPROPRIATED, OBLIGATED, AND DISBURSED (\$ MILLIONS)				
	Appropriated	Obligated	Disbursed	Remaining
ASFF	\$11,403.93	\$11,086.48	\$10,897.04	\$189.44
CERP	45.00	11.10	11.11	0.00
AIF	144.00	130.81	93.53	37.28
TFBSO	122.24	106.52	86.00	0.00
DOD CN	377.72	377.72	377.72	0.00
ESF	2,372.17	2,220.82	889.66	1,331.17
INCLE	685.00	681.09	232.21	448.88
<b>Total Major Funds</b>	<b>\$15,150.06</b>	<b>\$14,614.55</b>	<b>\$12,587.26</b>	<b>\$2,006.77</b>

Note: Numbers have been rounded. Amount remaining reflects the total disbursement potential of the seven major reconstruction funds after deducting approximately \$391 million that expired without being obligated. Obligated and disbursed DOD CN funds reflect amounts transferred to the military services and defense agencies to be spent for Afghanistan. Figures reflect transfers, rescissions, and reprogramming activity to date.

Source: SIGAR, analysis of appropriating legislation and quarterly obligation and disbursement data provided by DOD, State, and USAID, 7/19/2018.

Congress appropriated more than \$5.11 billion to five of the seven major reconstruction funds for FY 2017. Of that amount, nearly \$1.28 billion remained for possible disbursement, as of June 30, 2018, as shown in Table 3.4 and Figure 3.6.

TABLE 3.4

FY 2017 AMOUNTS APPROPRIATED, OBLIGATED, AND DISBURSED (\$ MILLIONS)				
	Appropriated	Obligated	Disbursed	Remaining
ASFF	\$4,162.72	\$3,892.81	\$3,672.40	\$490.32
CERP	5.00	4.92	3.97	0.95
DOD CN	135.61	135.61	135.61	0.00
ESF	650.00	0.00	0.00	650.00
INCLE	160.00	25.10	19.71	140.29
<b>Total Major Funds</b>	<b>\$5,113.32</b>	<b>\$4,058.43</b>	<b>\$3,831.68</b>	<b>\$1,281.56</b>

Note: Numbers have been rounded. Amount remaining reflects the total disbursement potential of the seven major reconstruction funds. Obligated and disbursed DOD CN funds reflect amounts transferred to the military services and defense agencies to be spent for Afghanistan. Figures reflect transfers, rescissions, and reprogramming activity to date.

Source: SIGAR, analysis of appropriating legislation and quarterly obligation and disbursement data provided by DOD, State, and USAID, 7/19/2018.

FIGURE 3.5

FY 2014–2016 AMOUNT REMAINING TO BE DISBURSED (\$ BILLIONS)

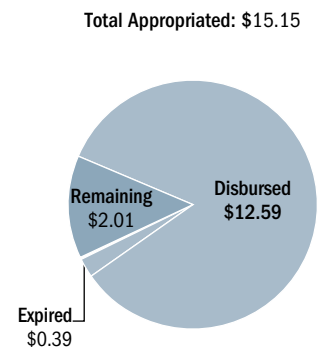
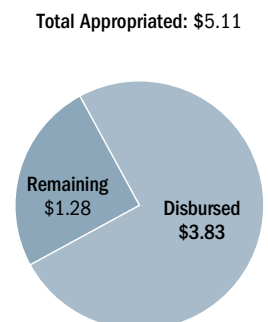


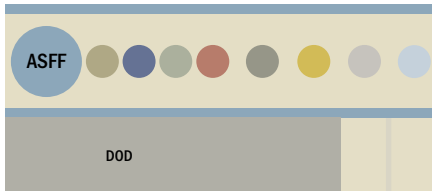
FIGURE 3.6

FY 2017 AMOUNT REMAINING TO BE DISBURSED (\$ BILLIONS)





# STATUS OF FUNDS



## ASFF FUNDS TERMINOLOGY

DOD reported ASFF funds as appropriated, obligated, or disbursed

**Appropriations:** Total monies available for commitments

**Obligations:** Commitments to pay monies

**Disbursements:** Monies that have been expended

Source: DOD, response to SIGAR data call, 4/13/2010.

## AFGHANISTAN SECURITY FORCES FUND

Congress created the Afghanistan Security Forces Fund (ASFF) to provide the ANDSF with equipment, supplies, services, training, and funding, as well as facility and infrastructure repair, renovation, and construction.<sup>35</sup> The primary organization responsible for building the ANDSF is the Combined Security Transition Command-Afghanistan (CSTC-A).<sup>36</sup> A financial and activity plan must be approved by the Afghanistan Resources Oversight Council (AROC) before ASFF funds may be obligated.<sup>37</sup>

The Consolidated Appropriations Act, 2018, appropriated nearly \$4.67 billion for the ASFF for FY 2018 and rescinded \$100 million of FY 2017 funds, bringing cumulative funding to more than \$72.83 billion since 2005, as shown in Figure 3.7.<sup>38</sup> Of this amount, more than \$67.54 billion had been obligated, of which nearly \$66.73 billion had been disbursed.<sup>39</sup> The President's budget request for FY 2019 asks for nearly \$5.20 billion for the ASFF for FY 2019.<sup>40</sup>

DOD reported that cumulative obligations increased by nearly \$1.06 billion over the quarter, and cumulative disbursements increased by nearly \$1.17 billion.<sup>41</sup> Figure 3.8 provides a cumulative comparison of amounts made available, obligated, and disbursed for the ASFF.

FIGURE 3.7

ASFF APPROPRIATED FUNDS BY FISCAL YEAR (\$ BILLIONS)

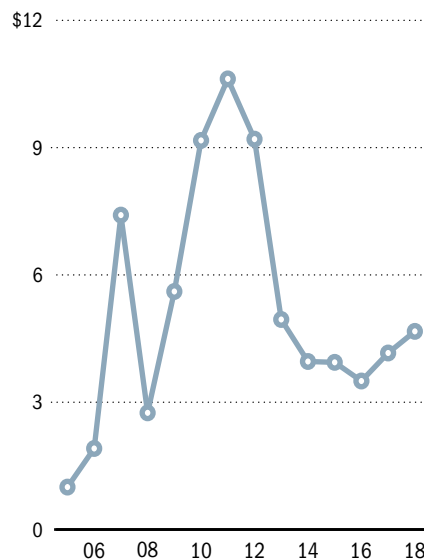
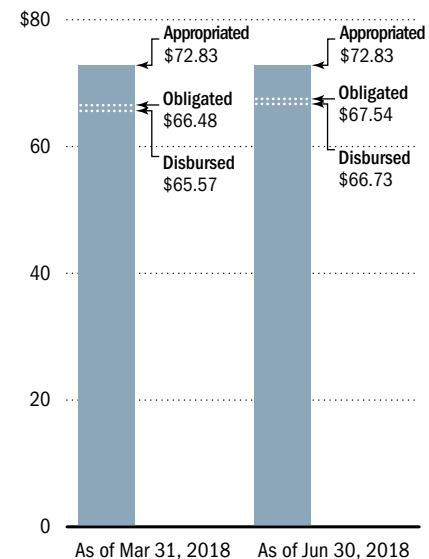


FIGURE 3.8

ASFF FUNDS, CUMULATIVE COMPARISON (\$ BILLIONS)



Note: Numbers have been rounded. Data reflects reprogramming actions and rescissions. DOD reprogrammed \$1 billion of FY 2011, \$1 billion of FY 2012, and \$1.78 million of FY 2013 out of the ASFF to fund other DOD requirements. DOD reprogrammed \$230 million into FY 2015 ASFF. Pub. L. No. 115-141 rescinded \$100 million from FY 2017. Pub. L. No. 115-31 rescinded \$150 million from FY 2016. Pub. L. No. 113-6 rescinded \$1 billion from FY 2012. Pub. L. No. 113-235 rescinded \$764.38 million from FY 2014. Pub. L. No. 114-113 rescinded \$400 million from FY 2015.

Source: DFAS, "AR(M) 1002 Appropriation Status by FY Program and Subaccounts June 2018," 7/19/2018; DFAS, "AR(M) 1002 Appropriation Status by FY Program and Subaccounts March 2018," 4/18/2018; Pub. L. Nos. 115-141, 115-31, 114-113, 113-235, 113-76, and 113-6; OSD Comptroller, 16-22 PA: Omnibus 2016 Prior Approval Request, 6/30/2016.

# STATUS OF FUNDS

## ASFF BUDGET ACTIVITIES

DOD allocates funds to three budget activity groups within the ASFF:

- Defense Forces (Afghan National Army, ANA)
- Interior Forces (Afghan National Police, ANP)
- Related Activities (primarily Detainee Operations)

Funds for each **budget activity group** are further allocated to four **subactivity groups**: Infrastructure, Equipment and Transportation, Training and Operations, and Sustainment.<sup>42</sup> The AROC must approve the requirement and acquisition plan for any service requirements in excess of \$50 million annually and any non-standard equipment requirement in excess of \$100 million.<sup>43</sup>

As of June 30, 2018, DOD had disbursed over \$66.73 billion for ANDSF initiatives. Of this amount, nearly \$45.44 billion was disbursed for the ANA, and nearly \$20.97 billion was disbursed for the ANP; the remaining \$388.74 million was directed to related activities such as detainee operations. The combined total—\$66.73 billion—is about \$59.19 million higher than the cumulative total reported as disbursed due to an accounting adjustment which arises when there’s a difference between the amount of disbursements or collections reported to the Defense Finance and Accounting Service and the Department of the Treasury.<sup>44</sup>

As shown in Figure 3.9, the largest portion of the funds disbursed for the ANA—nearly \$21.61 billion—supported ANA troop sustainment. Of the funds disbursed for the ANP, the largest portion—more than \$8.92 billion—also supported sustainment of ANP forces, as shown in Figure 3.10.<sup>45</sup>

**Budget Activity Groups:** categories within each appropriation or fund account that identify the purposes, projects, or types of activities financed by the appropriation or fund

**Subactivity Groups:** accounting groups that break down the command’s disbursements into functional areas

Source: DOD, *Manual 7110.1-M Department of Defense Budget Guidance Manual*, accessed 9/28/2009; Department of the Navy, *Medical Facility Manager Handbook*, p. 5, accessed 10/2/2009.

FIGURE 3.9

ASFF DISBURSEMENTS FOR THE ANA BY SUBACTIVITY GROUP, FY 2005–JUNE 30, 2018 (\$ BILLIONS)

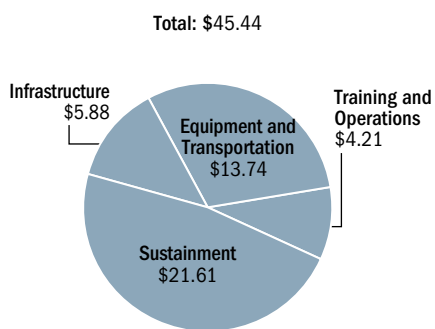
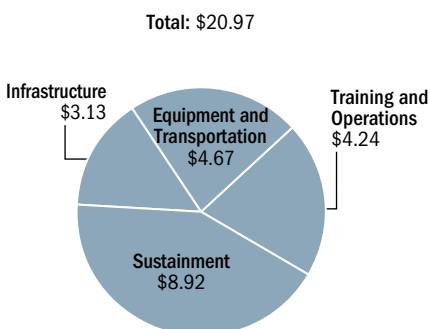


FIGURE 3.10

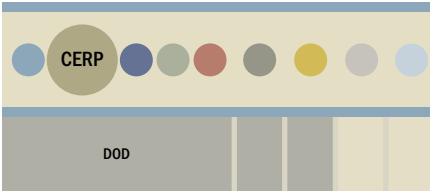
ASFF DISBURSEMENTS FOR THE ANP BY SUBACTIVITY GROUP, FY 2005–JUNE 30, 2018 (\$ BILLIONS)



Note: Numbers have been rounded.

Source: DFAS, “AR(M) 1002 Appropriation Status by FY Program and Subaccounts June 2018,” 7/19/2018.

# STATUS OF FUNDS



## CERP FUNDS TERMINOLOGY

DOD reported CERP funds as appropriated, obligated, or disbursed

**Appropriations:** Total monies available for commitments

**Obligations:** Commitments to pay monies

**Disbursements:** Monies that have been expended

Source: DOD, response to SIGAR data call, 4/14/2010.

## COMMANDER'S EMERGENCY RESPONSE PROGRAM

The Commander's Emergency Response Program (CERP) enables U.S. commanders in Afghanistan to respond to urgent humanitarian relief and reconstruction requirements in their areas of responsibility by supporting programs that will immediately assist the local population. Funding under this program is intended for small projects that are estimated to cost less than \$500,000 each.<sup>46</sup> CERP-funded projects may not exceed \$2 million each.<sup>47</sup>

The Consolidated Appropriations Act, 2018, appropriated \$5 million for CERP for FY 2018, which is the third consecutive year at that amount. Figure 3.11 displays the amounts appropriated for CERP by fiscal year. As of June 30, 2018, total cumulative funding for CERP amounted to more than \$3.69 billion. Of this amount, more than \$2.28 billion had been obligated, of which more than \$2.28 billion had been disbursed.<sup>48</sup>

Over the quarter, DOD obligated nearly \$0.62 million and disbursed nearly \$1.15 million from CERP.<sup>49</sup> Figure 3.12 provides a comparison of amounts appropriated, obligated, and disbursed for CERP for FY 2016–2018.

FIGURE 3.11

**CERP APPROPRIATIONS BY FISCAL YEAR**  
(\$ MILLIONS)

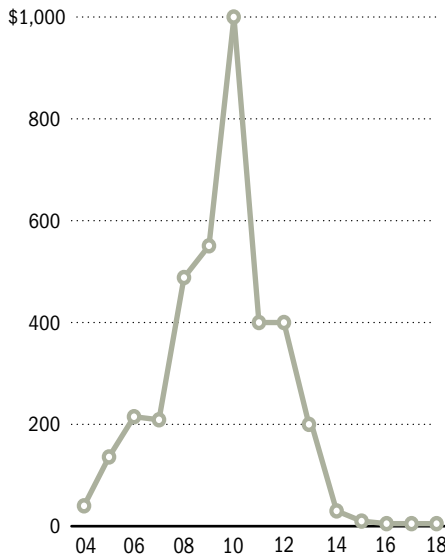
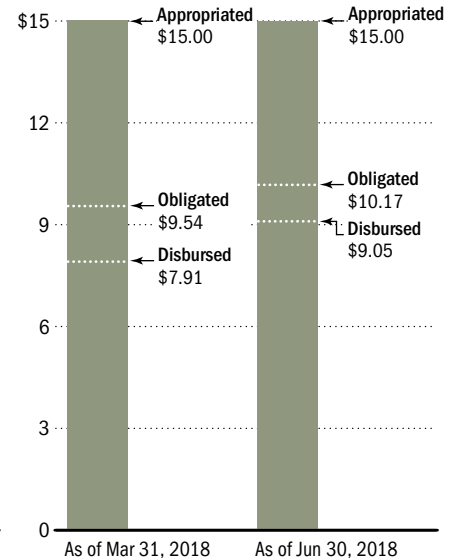


FIGURE 3.12

**CERP FUNDING ACTIVITY, FY 2016–2018**  
(\$ MILLIONS)



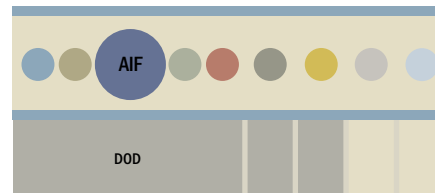
Note: Numbers have been rounded. Data may include inter-agency transfers. Analysis includes data from a draft DOD financial report because the final version had not been completed when this report went to press.

Source: DOD, response to SIGAR data call, 7/11/2018 and 4/17/2018; OMB, response to SIGAR data call, 1/4/2013; Pub. L. Nos. 115-141, 115-31, 114-113, 113-235, 113-76, 113-6, 112-74, 112-10.

## AFGHANISTAN INFRASTRUCTURE FUND

The AIF was established in FY 2011 to pay for high-priority, large-scale infrastructure projects to support the U.S. civilian-military effort. Congress intended for projects funded by the AIF to be jointly selected and managed by DOD and State. Each AIF-funded project was required to have a plan for its sustainment and a description of how it supports the counterinsurgency strategy in Afghanistan.<sup>50</sup> The AIF received appropriations from FY 2011 through FY 2014. Although the AIF no longer receives appropriations, up to \$50 million of funds appropriated under the Overseas Contingency Operations/Global War on Terrorism title may be used to complete these projects. DOD has only once used non-AIF monies to complete an AIF project, transferring \$3.38 million of FY 2017 ASFF funds to complete phase one of the NEPS Arghandi-to-Gardez transmission line project.<sup>51</sup>

The AIF received cumulative appropriations of over \$1.32 billion; however, \$335.50 million of these funds were transferred to the Economic Support Fund (ESF) for USAID's power transmission lines projects, bringing the cumulative amount remaining in the AIF to \$988.50 million.<sup>52</sup> Figure 3.13 shows AIF appropriations by fiscal year. As of June 30, 2018, more than \$777.91 million of total AIF funding had been obligated, and nearly \$733.55 million had been disbursed, as shown in Figure 3.14.<sup>53</sup>



### AIF FUNDS TERMINOLOGY

DOD reported AIF funds as appropriated, obligated, or disbursed

**Appropriations:** Total monies available for commitments

**Obligations:** Commitments to pay monies

**Disbursements:** Monies that have been expended

Source: DOD, response to SIGAR data call, 4/13/2012.

FIGURE 3.13

**AIF APPROPRIATIONS BY FISCAL YEAR**  
(\$ MILLIONS)

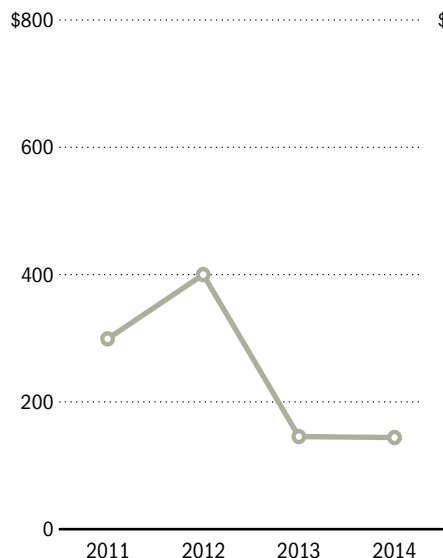
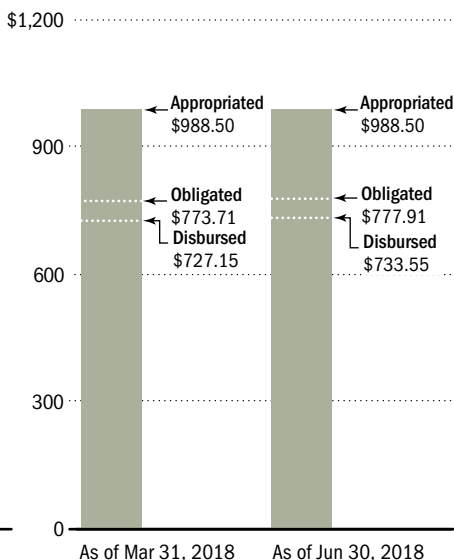


FIGURE 3.14

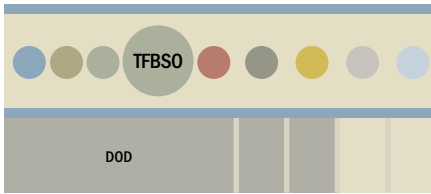
**AIF FUNDS, CUMULATIVE COMPARISON**  
(\$ MILLIONS)



Note: Numbers have been rounded. Data reflects the following transfers from AIF to USAID's Economic Support Fund: \$101 million for FY 2011, \$179.5 million for FY 2013, and \$55 million for FY 2014. No new appropriations for the AIF have been made since FY 2014.

Source: DFAS, "AR(M) 1002 Appropriation Status by FY Program and Subaccounts June 2018," 7/19/2018; DFAS, "AR(M) 1002 Appropriation Status by FY Program and Subaccounts March 2018," 4/18/2018; Pub. L. Nos. 113-76, 113-6, 112-74, and 112-10.





## TFBSO FUNDS TERMINOLOGY

DOD reported TFBSO funds as appropriated, obligated, or disbursed

**Appropriations:** Total monies available for commitments

**Obligations:** Commitments to pay monies

**Disbursements:** Monies that have been expended

Source: DOD, response to SIGAR data call, 4/13/2010.

## TASK FORCE FOR BUSINESS AND STABILITY OPERATIONS

In 2010, the TFBSO began operations in Afghanistan aimed at stabilizing the country and countering economically motivated violence by decreasing unemployment and creating economic opportunities for Afghans. TFBSO authorities expired on December 31, 2014, and the TFBSO concluded its operations on March 31, 2015. TFBSO projects included activities intended to facilitate private investment, industrial development, banking and financial system development, agricultural diversification and revitalization, and energy development.<sup>54</sup>

Because TFBSO authorities have expired, SIGAR no longer requests updated funding data from DOD. TFBSO figures used in this report are through the end of FY 2017—the last update SIGAR received from TFBSO.<sup>55</sup>

Through September 30, 2017, the TFBSO had been appropriated more than \$822.85 million since FY 2009. Of this amount, nearly \$754.43 million had been obligated and more than \$648.73 million had been disbursed.<sup>56</sup> Figure 3.15 displays the amounts appropriated for the TFBSO by fiscal year, and Figure 3.16 provides a cumulative comparison of amounts appropriated, obligated, and disbursed for the TFBSO and its projects.

FIGURE 3.15

TFBSO APPROPRIATIONS BY FISCAL YEAR (\$ MILLIONS)

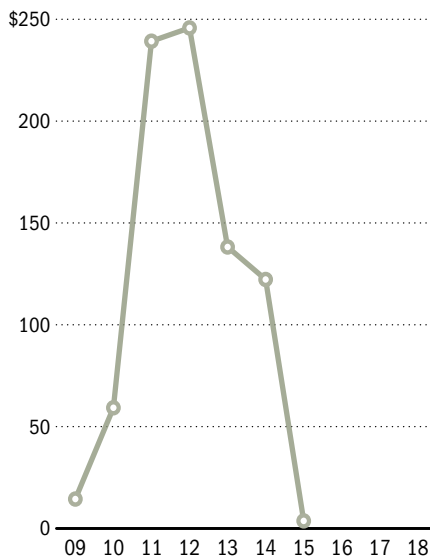
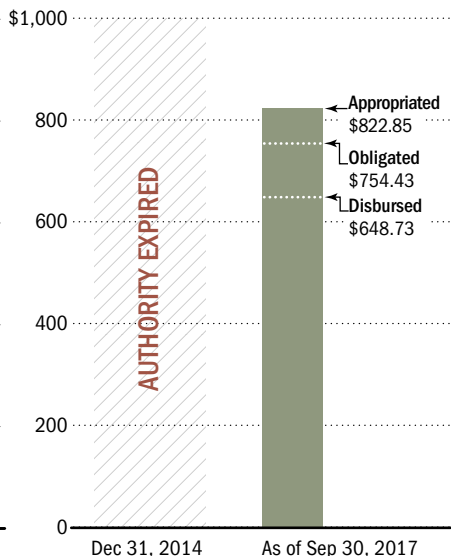


FIGURE 3.16

TFBSO FUNDS, CUMULATIVE APPROPRIATED, OBLIGATED, AND DISBURSED (\$ MILLIONS)



Note: Numbers have been rounded. TFBSO authorities expired on December 31, 2014. Of the \$822.85 million appropriated the TFBSO, \$366.05 million was from the Operations and Maintenance, Army, account to pay for the sustainment of U.S. assets, civilian employees, travel, security, and other operational costs; all FY 2015 funding was from this account.

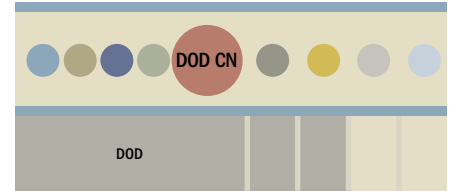
Source: DOD, response to SIGAR data call, 10/12/2017, 7/17/2017, and 10/4/2011; Pub. L. Nos. 113-76, 113-6, 112-74, and 112-10.

## DOD DRUG INTERDICTION AND COUNTER-DRUG ACTIVITIES

The DOD Drug Interdiction and Counter-drug Activities (DOD CN) fund supports efforts to stabilize Afghanistan by combatting the drug trade and related activities. DOD uses the DOD CN to provide assistance to the counternarcotics effort by supporting military operations against drug traffickers; expanding Afghan interdiction operations; and building the capacity of Afghan law enforcement bodies—including the Afghan Border Police—with specialized training, equipment, and facilities.<sup>57</sup>

DOD CN funds are appropriated by Congress to a single budget line for all military services. DOD reprograms the funds from the Counter-narcotics Central Transfer Account (CTA) to the military services and defense agencies, which track obligations of the transferred funds. DOD reported DOD CN accounts for Afghanistan as a single figure for each fiscal year.<sup>58</sup>

DOD reported that DOD CN received nearly \$121.93 million for Afghanistan for FY 2018, bringing cumulative funding for DOD CN to more than \$3.25 billion since FY 2004. All of these funds had been transferred to the military services and defense agencies for DOD CN projects as of June 30, 2018.<sup>59</sup> Figure 3.17 shows DOD CN appropriations by fiscal year, and Figure 3.18 provides a cumulative comparison of amounts appropriated and transferred from the DOD CN CTA.



### DOD CN FUNDS TERMINOLOGY

DOD reported DOD CN funds as appropriated, obligated, or disbursed

**Appropriations:** Total monies available for commitments

**Obligations:** Commitments to pay monies

**Disbursements:** Monies that have been expended

Source: DOD, response to SIGAR data call, 4/13/2010.

FIGURE 3.17

**DOD CN APPROPRIATIONS BY FISCAL YEAR**  
(\$ MILLIONS)

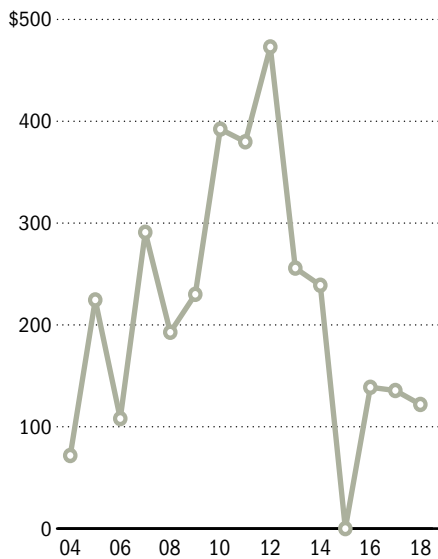
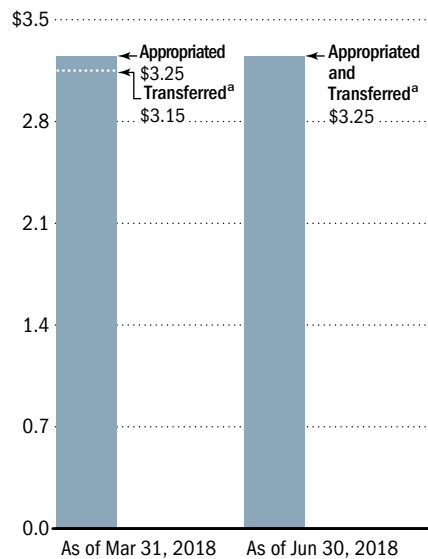


FIGURE 3.18

**DOD CN FUNDS, CUMULATIVE COMPARISON**  
(\$ BILLIONS)

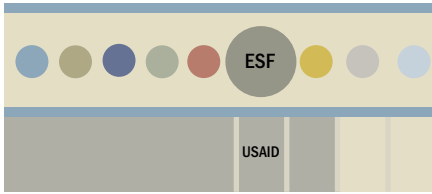


Note: Numbers have been rounded. DOD reprogrammed \$125.13 million out of FY 2015 DOD CN due to several requirements for the Afghanistan Special Mission Wing being funded from the ASFF instead of DOD CN.

<sup>a</sup> DOD reprograms all DOD CN funds to the military services and defense agencies for obligation and disbursement.

Source: DOD, response to SIGAR data call, 7/9/2018 and 3/30/2018; OSD Comptroller, 15-23 PA: Omnibus 2015 Prior Approval Request, 6/30/2015, p. 42.

# STATUS OF FUNDS



## ESF FUNDS TERMINOLOGY

USAID reported ESF funds as appropriated, obligated, or disbursed

**Appropriations:** Total monies available for commitments

**Obligations:** Commitments to pay monies

**Disbursements:** Monies that have been expended

Source: USAID, response to SIGAR data call, 4/15/2010.

## ECONOMIC SUPPORT FUND

Economic Support Fund (ESF) programs advance U.S. interests by helping countries meet short- and long-term political, economic, and security needs. ESF programs support counterterrorism; bolster national economies; and assist in the development of effective, accessible, independent legal systems for a more transparent and accountable government.<sup>60</sup>

When this report went to press, final FY 2018 ESF allocations for Afghanistan had not been determined. The ESF was appropriated \$650 million for FY 2017, and USAID reported no additional funding under FY 2018 continuing resolutions, resulting in no change to ESF's cumulative funding of \$19.88 billion, which includes amounts transferred from AIF to the ESF for USAID's power transmission lines projects. Of this amount, more than \$18.45 billion had been obligated, of which more than \$16.02 billion had been disbursed.<sup>61</sup> Figure 3.19 shows ESF appropriations by fiscal year.

USAID reported a \$4.45 million decrease in cumulative obligations over the quarter, while cumulative disbursements increased by more than \$230.84 million over the amount reported last quarter.<sup>62</sup> Figure 3.20 provides a cumulative comparison of the amounts appropriated, obligated, and disbursed for ESF programs.

FIGURE 3.19

ESF APPROPRIATIONS BY FISCAL YEAR  
(\$ BILLIONS)

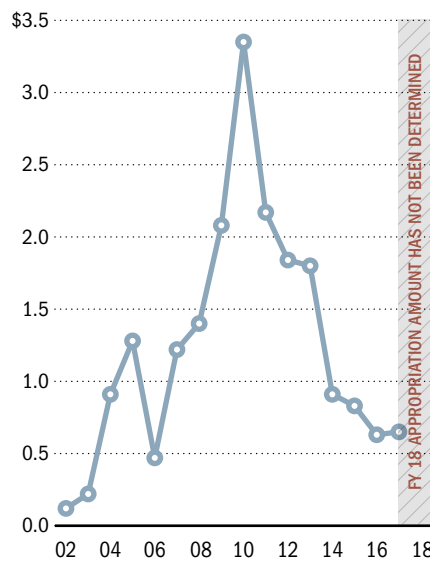
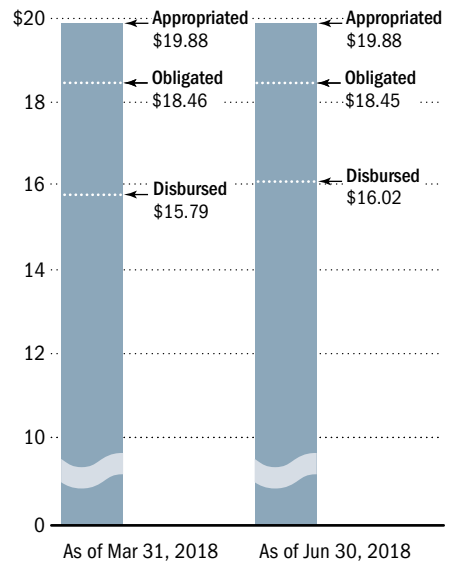


FIGURE 3.20

ESF FUNDS, CUMULATIVE COMPARISON  
(\$ BILLIONS)



Note: Numbers have been rounded. Data reflects the following transfers from AIF to the ESF: \$101 million for FY 2011, \$179.5 million for FY 2013, and \$55 million for FY 2014. FY 2016 ESF for Afghanistan was reduced by \$179 million and put toward the U.S. commitment to the Green Climate Fund.

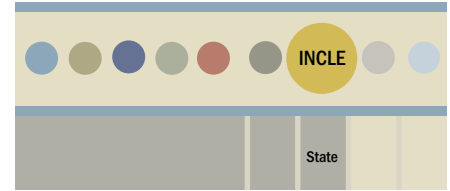
Source: USAID, response to SIGAR data call, 7/9/2018 and 4/17/2018; State, response to SIGAR data call, 10/11/2017, 5/4/2016, 10/20/2015, 4/15/2015, and 4/15/2014.

## INTERNATIONAL NARCOTICS CONTROL AND LAW ENFORCEMENT

The U.S. Bureau of International Narcotics and Law Enforcement Affairs (INL) manages the International Narcotics Control and Law Enforcement (INCLE) account which funds projects and programs for advancing rule of law and combating narcotics production and trafficking. INCLE supports several INL program groups, including police, counter-narcotics, and rule of law and justice.<sup>63</sup>

When this report went to press, final FY 2018 INCLE allocations for Afghanistan had not been determined. State reported that INCLE was appropriated \$160 million for FY 2017 and received an additional \$6.04 million under FY 2018 continuing resolutions. As of June 30, 2018, total cumulative funding was more than \$5.06 billion. Of this amount, nearly \$4.79 billion had been obligated, of which nearly \$4.17 billion had been disbursed.<sup>64</sup> Figure 3.21 shows INCLE appropriations by fiscal year.

State reported that cumulative obligations as of June 30, 2018, increased by more than \$12.7 million and cumulative disbursements increased by nearly \$40.5 million from the amounts reported last quarter.<sup>65</sup> Figure 3.22 provides a cumulative comparison of amounts appropriated, obligated, and disbursed for INCLE.



### INL FUNDS TERMINOLOGY

INL reported INCLE and other INL funds as appropriated, obligated, or disbursed

**Appropriations:** Total monies available for commitments

**Obligations:** Commitments to pay monies

**Disbursements:** Monies that have been expended

Source: State, response to SIGAR data call, 4/9/2010.

FIGURE 3.21

INCLE APPROPRIATIONS BY FISCAL YEAR  
(\$ MILLIONS)

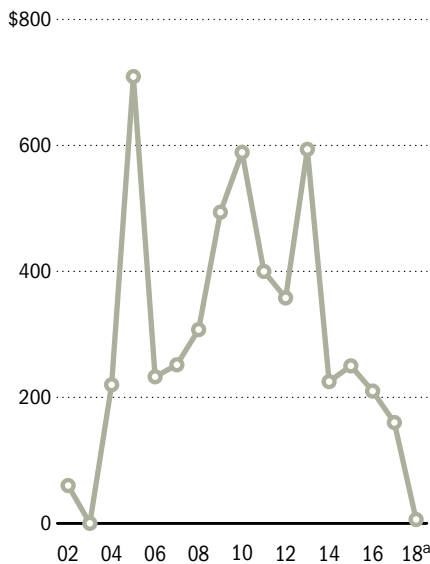
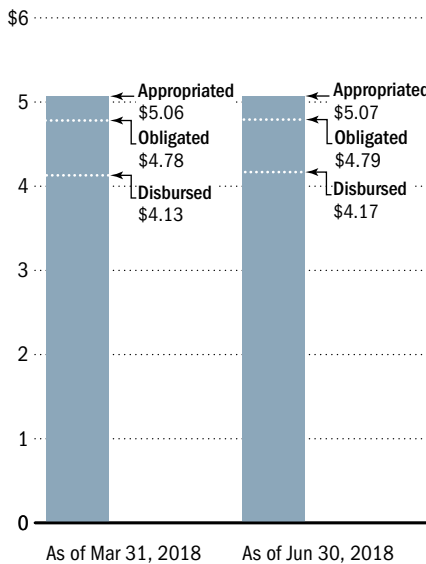


FIGURE 3.22

INCLE FUNDS, CUMULATIVE COMPARISON  
(\$ BILLIONS)



Note: Numbers have been rounded. Data may include inter-agency transfers.

<sup>a</sup> FY 2018 figure reflects amount made available for obligation under continuing resolutions. The FY 2018 allocation for Afghanistan had not been determined.

Source: State, response to SIGAR data call, 7/10/2018, 4/5/2018, and 10/10/2017.

## INTERNATIONAL RECONSTRUCTION FUNDING FOR AFGHANISTAN

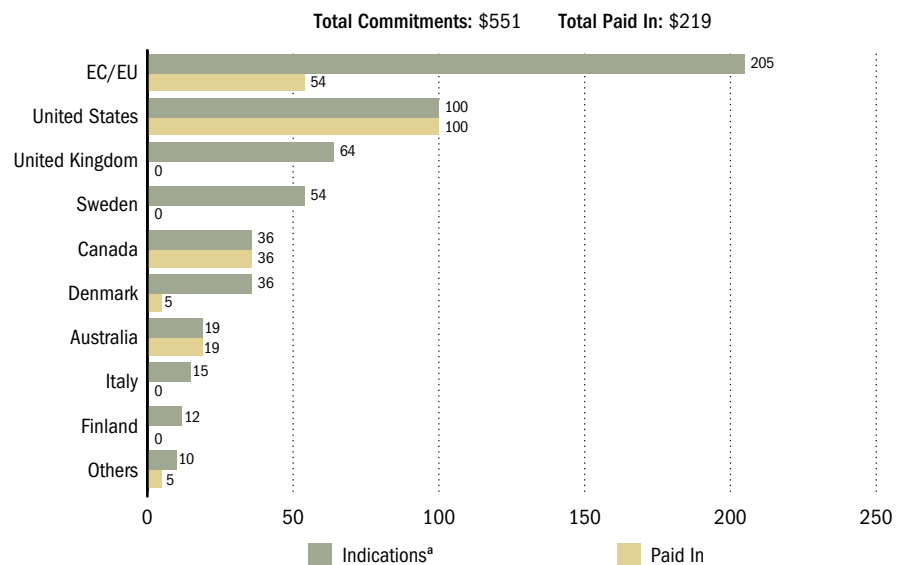
In addition to assistance provided by the United States, the international community provides a significant amount of funding to support Afghanistan relief and reconstruction efforts. Most of the international funding provided is administered through trust funds. Contributions provided through trust funds are pooled and then distributed for reconstruction activities. The two main trust funds are the Afghanistan Reconstruction Trust Fund (ARTF) and the Law and Order Trust Fund for Afghanistan (LOTFA).<sup>66</sup>

### Contributions to the Afghanistan Reconstruction Trust Fund

The largest share of international contributions to the Afghan operational and development budgets comes through the ARTF. From 2002 to May 21, 2018, the World Bank reported that 34 donors had indicated contributions of nearly \$10.91 billion, of which more than \$10.57 billion had been paid in.<sup>67</sup> According to the World Bank, donors had indicated contributions of \$551.11 million to the ARTF for Afghan fiscal year 1397, which runs from December 22, 2017, to December 21, 2018. Figure 3.23 shows the nine largest donors to the ARTF for FY 1397. Contributions are recorded as indicated when written notification is received from the ARTF partners indicating intent to contribute a specified amount.<sup>68</sup>

FIGURE 3.23

ARTF CONTRIBUTIONS FOR FY 1397 BY DONOR AS OF MAY 21, 2018 (\$ MILLIONS)



Note: Numbers have been rounded. FY 1397 = 12/22/2017–12/21/2018.

<sup>a</sup> Contributions are recorded as indicated when written notification is received from the ARTF partners indicating intent to contribute a specified amount.

Source: World Bank, "ARTF: Administrator's Report on Financial Status as of May 21, 2018 (end of 5th month of FY 1397)," p. 1.



# STATUS OF FUNDS

As of May 21, 2018, the United States had indicated and paid in contributions of nearly \$3.28 billion since 2002.<sup>69</sup> The United States and the United Kingdom are the two biggest donors to the ARTF, together contributing 48 percent of its total funding, as shown in Figure 3.24.

Contributions to the ARTF are divided into two funding channels—the Recurrent Cost (RC) Window and the Investment Window.<sup>70</sup> As of May 21, 2018, according to the World Bank, more than \$4.76 billion of ARTF funds had been disbursed to the Afghan government through the RC Window to assist with recurrent costs such as salaries of civil servants.<sup>71</sup> The RC Window supports the operating costs of the Afghan government because the government’s domestic revenues continue to be insufficient to support its recurring costs.<sup>72</sup>

The Investment Window supports the costs of development programs. As of May 21, 2018, according to the World Bank, more than \$5.00 billion had been committed for projects funded through the Investment Window, of which nearly \$4.21 billion had been disbursed. The World Bank reported 35 active projects with a combined commitment value of more than \$3.66 billion, of which nearly \$2.87 billion had been disbursed.<sup>73</sup>

## Contributions to the Law and Order Trust Fund for Afghanistan

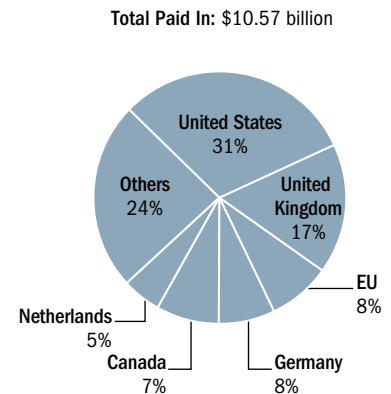
The United Nations Development Programme (UNDP) administers the LOTFA to pay ANP salaries and build the capacity of the Ministry of Interior (MOI).<sup>74</sup> Since 2002, donors have paid in more than \$5.31 billion to the LOTFA as of June 24, 2018. The United States had paid in nearly \$1.67 billion since the fund’s inception. Japan, the second largest donor, had paid in \$1.52 billion. Although the United States remains the largest donor, its contributions to the LOTFA have decreased since 2016. Through June 24, 2018, the United States had only contributed \$1.04 million to the LOTFA for 2018.<sup>75</sup> Figure 3.25 shows the five largest donors to the LOTFA since 2016.

On July 1, 2015, UNDP divided LOTFA support into two projects: the Support to Payroll Management (SPM) project and the MOI and Police Development (MPD) project. The SPM project aims to develop the capacity of the Afghan government to independently manage all non-fiduciary aspects of its pay budget for the ANP and Central Prisons Directorate (CPD) staff.<sup>76</sup> While capacity building is an important aspect of the SPM project, almost 99 percent of SPM project funding goes toward ANP and CPD staff remunerations.<sup>77</sup> The MPD project, which ended June 30, 2018, focused on institutional development of the MOI and police professionalization of the ANP. UNDP is designing successor projects in consultation with MOI and expects to launch them soon.<sup>78</sup>

At the end of 2017, UNDP and MOI agreed to extend the SPM project through December 31, 2018.<sup>79</sup> From July 1, 2015, through March 31, 2018, UNDP had expended nearly \$1.18 billion on the SPM project. Of this amount, more than \$1.16 billion was transferred to the MOF to pay for ANP and CPD staff. In addition, more than \$40.50 million had been expended on the MPD project through March 31, 2018.<sup>80</sup>

FIGURE 3.24

ARTF CONTRIBUTIONS PAID IN BY DONORS, 2002–MAY 21, 2018

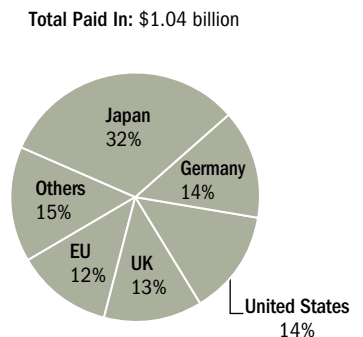


Note: Percentages may not add to 100% due to rounding. “Others” includes 28 donors.

Source: World Bank, “ARTF: Administrator’s Report on Financial Status as of May 21, 2018 (end of 5th month of FY 1397).”

FIGURE 3.25

DONOR CONTRIBUTIONS TO LOTFA SINCE 2016, AS OF JUNE 24, 2018



Note: Numbers have been rounded. EU = European Union. UK = United Kingdom. “Others” includes 26 donors. Since 2002, 31 donors have paid in a total of \$5.31 billion.

Source: UNDP, response to SIGAR data call, 7/16/2018.

## SECURITY CONTENTS

Key Issues and Events	63
U.S. Reconstruction Funding for Security	67
District, Population, and Territorial Control	67
United Nations Security Reporting	74
Quarterly Highlight: The 1st Security Force Assistance Brigade	78
U.S. Forces in Afghanistan	82
Afghan Security Ministries and the ANDSF	87
Afghan National Army	91
Afghan National Police	100
Women in the ANDSF	105
ANDSF Medical and Health Care	106
Removing Unexploded Ordnance	107

## SECURITY

## KEY ISSUES AND EVENTS

This quarter the commander of NATO's Resolute Support mission and United States Forces-Afghanistan (USFOR-A), General John Nicholson, said the security situation in Afghanistan can best be characterized by "talking and fighting." He added that "violence and progress can coexist" while both sides of the conflict work toward peace. The situation reflects the cornerstone of the U.S. administration's South Asia strategy for American forces and their Afghan and Coalition counterparts: to increase pressure on the insurgency on the battlefield in order to compel them to negotiate and, eventually, to reconcile with the Afghan government.<sup>81</sup>

Two main events have shaped the "talking" aspect of this equation: first, Afghan President Ashraf Ghani's late-February offer to the Taliban to engage in peace talks "without preconditions," and second, the June 9–12, 2018, ceasefire between the Afghan National Defense and Security Forces (ANDSF) and the Taliban over the Eid al-Fitr holiday, which led to widely publicized scenes of Afghan soldiers and insurgents socializing and embracing.<sup>82</sup>

While there was no formal Taliban response to President Ghani's offer of talks, General Nicholson attributed that to "a robust dialogue going on inside the Taliban" over pursuing reconciliation, which he said showed "tremendous potential" to advance the peace process. General Nicholson cast this as a promising development, coupled with a reduction in enemy-initiated violence from late February through late April, which he said was down 30 percent from the average of the same periods in the previous five years.<sup>83</sup>

In late April, however, security incidents increased. United Nations (UN) Secretary-General Antonio Guterres said the Taliban's April 25 annual-offensive announcement coincided with a significant uptick in violence, beginning with over 50 security incidents in 21 provinces on the day of the announcement. Despite President Ghani's offer of peace talks, the UN noted that in this year's announcement, unlike last year's, the Taliban referred directly to the South Asia strategy and focused almost entirely on their military plan and not on their governance and political objectives.<sup>84</sup> Acknowledging the increased violence, General Nicholson said enemy-initiated violence after late April was still 10–12 percent below the five-year average, and that the Taliban had generally shifted to attacking "more remote district centers" to avoid more frequent U.S. air strikes. He also

"A series of brutal attacks in early 2018 made the task of bringing about a negotiated settlement to the [Afghan] conflict both more difficult and more urgent."

—UN Secretary-General  
Antonio Guterres

Source: UN, *The situation in Afghanistan and its implications for international peace and security*, report of the Secretary-General, 6/6/2018, p. 13.

noted that over the spring, the ANDSF had defeated 80 percent of enemy attacks on district centers, and that the ANDSF retook the five district centers captured in the other attacks, “some of them within hours, and the longest one . . . [within] 10 days.”<sup>85</sup>

The main exception to the ANDSF’s spring success was the Taliban’s mid-May assault on Farah City, the capital of Farah Province, their first sizeable incursion into a provincial capital since 2016. The Taliban overran eight police checkpoints before temporarily seizing several government and ANDSF buildings in the city. The UN said the attack “lasted for several days before the Taliban was eventually repelled by the ANDSF with international air support.” USFOR-A said ANDSF and Coalition forces converged on Farah quickly and expelled the enemy from the city within 24 hours, pursuing them in the days that followed. USFOR-A added that operational reporting from the ANDSF and NATO Resolute Support (RS) intelligence and imagery collection clearly showed the limits of the insurgents’ advance: the insurgents never had control of a significant portion of the city, as they did over portions of Kunduz in 2015 and 2016.<sup>86</sup>

The Taliban’s bold operation had significant consequences: using intelligence data, USFOR-A conducted precision strikes on Taliban leadership in multiple locations from mid- to late-May. One strike on a May 24 meeting of Taliban commanders gathered at a command and control base in Musa Qala, inflicted more than 50 casualties, including key provincial-level Taliban leaders from Kandahar, Herat, Farah, Uruzgan, and Helmand Provinces. General Nicholson said of the strikes, “As we continue the season of fighting and talking, we will continue to increase pressure on the Taliban and remain vigilant to opportunities for negotiated peace.”<sup>87</sup>

On June 7, President Ghani decided to commence a unilateral ceasefire with the Taliban from June 12 to 20. The Taliban responded by announcing on June 9 that they would honor a three-day ceasefire with Afghan forces over Eid al-Fitr, a celebration marking the end of Ramadan. However, when



**A U.S. strike** makes impact on a May 24 Taliban commanders’ meeting in Musa Qala, Helmand Province. (Screenshot of a U.S. Air Force Central Command video)

President Ghani declared a 10-day extension of the ceasefire on June 16, the Taliban refused to reciprocate and began to regroup and launch attacks. As the Afghan government ended its unilateral ceasefire extension on June 30, President Ghani assessed that the three-day coinciding ceasefires had been “98 percent successful.” He said it was the Taliban’s turn to give a positive response to another ceasefire, and signaled that the Afghan government would be prepared to extend one when the Taliban is ready.<sup>88</sup>

The ceasefire did not include the Islamic State-Khorasan (IS-K), the Islamic State’s affiliate in Afghanistan, which continued to be very active over the quarter. General Nicholson said a recent increase in IS-K attacks had somewhat offset the reduction of violence seen in the country overall. In a major push against IS-K in June, U.S. and Afghan special forces reportedly killed more than 160 IS-K militants in Deh Bala District in Nangarhar Province, one of their few remaining strongholds. A U.S. Special Forces commander said the operation denied IS-K a staging area for conducting operations in southern Nangarhar and high-profile attacks in Kabul; but after U.S. and Afghan special forces left, local officials worried about holding the district without proper security reinforcements to prevent IS-K from reinfiltrating.<sup>89</sup>

The UN reported in early June that IS-K claimed responsibility for 11 mass-casualty suicide attacks this spring. One attack on April 30 in Kabul included two suicide bombings near the U.S. embassy and Resolute Support headquarters that left at least 25 people dead, including nine journalists, and 45 injured.<sup>90</sup> General Nicholson emphasized in late May that the ANDSF had successfully thwarted other attacks on Afghanistan’s capital and that a “full-court press” continued to harden security in Kabul to prevent the types of mass atrocities that have recently plagued the city.<sup>91</sup> For details on high-profile attacks that occurred this quarter, see page 77.

In a statement after an unannounced visit to Afghanistan on July 9, Secretary of State Michael Pompeo said, “The progress we’ve made in the South Asia strategy in increasing the size and the capability of the Afghan security forces, in strengthening the reforms inside the Afghan government; the work that we have done to demonstrate to the Taliban that the continuation of fighting will lead them to a bad outcome . . . those are hallmarks of real progress.”<sup>92</sup> However, this quarter’s ANDSF data shows mixed results at best on these measures of progress. As of May 15, the ANDSF failed to improve its control over Afghanistan’s districts, population, and territory since last quarter: instead, district and territorial control became slightly more contested between the government and the insurgency.<sup>93</sup> In addition, according to Afghan-reported force-strength data, the ANDSF may have increased in size since last quarter to 314,242 personnel, but the force has lost 8,500 personnel since April 2017, and 5,353 since April 2016. The ANDSF is currently at only 89.3 percent of its goal strength (352,000), being short 37,758 personnel.<sup>94</sup>

“There is cause for cautious optimism and evidence that the president’s South Asia strategy is working. . . . The most dramatic evidence of this manifested recently when our conditions-based approach allowed [President Ghani and] the ANDSF to set up the conditions for the . . . nationwide ceasefire. Although the ceasefire was temporary, all parties respected the terms, and there were no reported breaches.”

—General Joseph Votel,  
commander of U.S.  
Central Command

Source: Military.com, “General Views Taliban Cease-Fire with ‘Cautious Optimism,’” 7/19/2018.





**LTG Austin Miller** testifies before the Senate at his nomination hearing on June 19. (Screenshot of a DVIDS video)

Also this quarter, the U.S. Senate confirmed Lieutenant General Austin Miller to replace General Nicholson as commander of NATO's RS mission and of USFOR-A. Lieutenant General Miller currently leads the Joint Special Operations Command, part of the U.S. Special Operations Command, and is expected to take General Nicholson's place in September.<sup>95</sup>

In a prepared statement for his confirmation hearing, Lieutenant General Miller expressed views similar to General Nicholson's on key aspects of the Afghan security situation: that reconciliation cannot be compelled without addressing regional powers' continued enabling of the insurgency; military pressure alone is not enough to solve the Afghan conflict; IS-K, although degraded, continues to threaten Afghanistan's security; and U.S. and Coalition training, advising, and assisting the ANDSF is vital to convincing the Taliban that they cannot win on the battlefield, and to enabling the Afghan government to secure a critical mass of its population.<sup>96</sup>

## ANDSF Data Classified or Not Publicly Releasable

USFOR-A newly classified or continued to classify the following data:

- ANDSF casualties, by force element and total
- Corps- and zone-level Afghan National Army (ANA) and Afghan National Police (ANP) authorized goal and assigned (actual) strength, except for Afghan Local Police (ALP) and ANDSF female and medical personnel, who were exempted and are reported
- Exact ANA and ANP attrition figures
- General performance assessments for the ANA, ANP, Ministry of Defense (MOD), and Ministry of Interior (MOI) **[newly classified]**
- Detailed performance assessments for the ANA, ANP, MOD, and MOI
- Information about the operational readiness of ANA and ANP equipment
- Information about the Special Mission Wing (SMW), including the number and type of airframes in the SMW inventory, the number of pilots and aircrew, the percentage breakdown of counternarcotics and counterterrorism missions flown, and the operational readiness (and associated benchmarks) of SMW airframes
- Some information about the number of targets associated with Taliban financing and the financial assessment of revenue denied to the insurgency as a result of U.S. air strikes

USFOR-A determined the following data was unclassified but not publicly releasable:

- Reporting on anticorruption efforts from the MOI
- Detailed information about the security benchmarks of the Afghanistan Compact

USFOR-A declassified or made releasable the following data this quarter:

- Exact ANDSF medical-personnel strength (authorized and assigned)

- The number of counternarcotics-related strikes conducted by USFOR-A since the beginning of that campaign, the effectiveness of those strikes, and the number of drug labs destroyed
- Some information about the number of targets associated with Taliban financing and the financial assessment of revenue denied to the insurgency as a result of the air strikes

SIGAR continues to urge transparency in data relating to the security aspects of Afghanistan reconstruction. A classified annex to this report will cover information DOD has determined to be classified or not publicly releasable.

## U.S. RECONSTRUCTION FUNDING FOR SECURITY

As of June 30, 2018, the U.S. Congress had appropriated more than \$78.2 billion to support the ANDSF. This accounts for 62 percent of all U.S. reconstruction funding for Afghanistan since FY 2002.<sup>97</sup> Of the \$4.7 billion appropriated for the Afghan Security Forces Fund (ASFF) in FY 2018, \$2.3 billion had been obligated and \$2 billion disbursed as of June 30, 2018.<sup>98</sup>

In 2005, Congress established the ASFF to build, equip, train, and sustain the ANDSF, which comprises all forces under the MOD and MOI. Additionally, ASFF supports the ALP, which falls under the authority of the MOI although it is not included in the 352,000 authorized ANDSF force level that donor nations have agreed to fund. Most U.S.-provided funds were channeled through the ASFF and obligated by either the Combined Security Transition Command-Afghanistan (CSTC-A) or the Defense Security Cooperation Agency.<sup>99</sup>

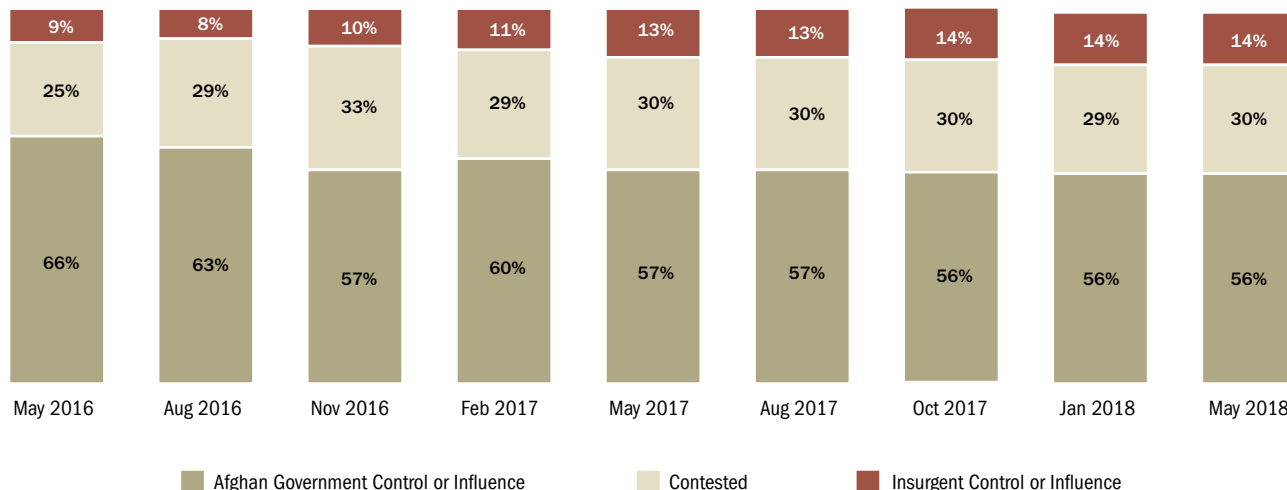
According to DOD, the majority of ASFF funds are executed using DOD contracts to equip, train, and sustain the ANDSF. Another major use of ASFF is for ANA salaries and ALP personnel costs, which are paid via accounts at Afghanistan's central bank. The Ministry of Finance then transfers funds to the MOD and MOI based on submitted requests.<sup>100</sup> However, unlike the ANA, the ANP's personnel costs are paid through the United Nations Development Programme's multi donor Law and Order Trust Fund for Afghanistan (LOTFA), of which the United States is the largest contributor.<sup>101</sup>

## DISTRICT, POPULATION, AND TERRITORIAL CONTROL

While the Afghan government halted the insurgency's momentum in gaining control of Afghanistan's districts, population, and territory this quarter, it failed to improve its own areas of control: instead, district and territorial control became slightly more contested between the government and the insurgency.<sup>102</sup>

FIGURE 3.26

## HISTORICAL DISTRICT CONTROL IN AFGHANISTAN



Note: Component numbers may not add to 100 because of rounding.

Source: USFOR-A, response to SIGAR data call, 11/27/2015, 1/29/2016, 5/28/2016, 8/28/2016, 11/15/2016, 2/20/2017, 5/15/2017, 8/28/2017, 10/15/2017, 3/22/2018, and 6/22/2018; USFOR-A, response to SIGAR vetting, 1/16/2018.

“The [Afghan] conflict has been essentially stalemated for about a decade now, and I don’t see any indication on the ground or from what I know about dynamics behind the scenes that suggest that the stalemate is going to be broken.”

—Laurel Miller, former Acting Special Representative for Afghanistan and Pakistan

Source: RAND Corporation, “A Way Forward in Afghanistan: Q&A with Laurel Miller,” 6/21/2018, accessed online at: <https://www.rand.org/blog/rand-review/2018/06/a-way-forward-in-afghanistan-qa-with-laurel-miller.html>.

### District Control

According to RS, using Afghanistan’s 407 districts as the unit of assessment, as of May 15, 2018, there were 229 districts under Afghan government control (74) or influence (155), 56.3 percent of the total number of districts. This represents no change in district control since last quarter, but it is a slight decline from the 57 percent reported in May 2017. The number of contested districts—controlled by neither the Afghan government nor the insurgency—increased by three this quarter to 122 districts, which means 30 percent of Afghanistan’s districts are now contested.<sup>103</sup>

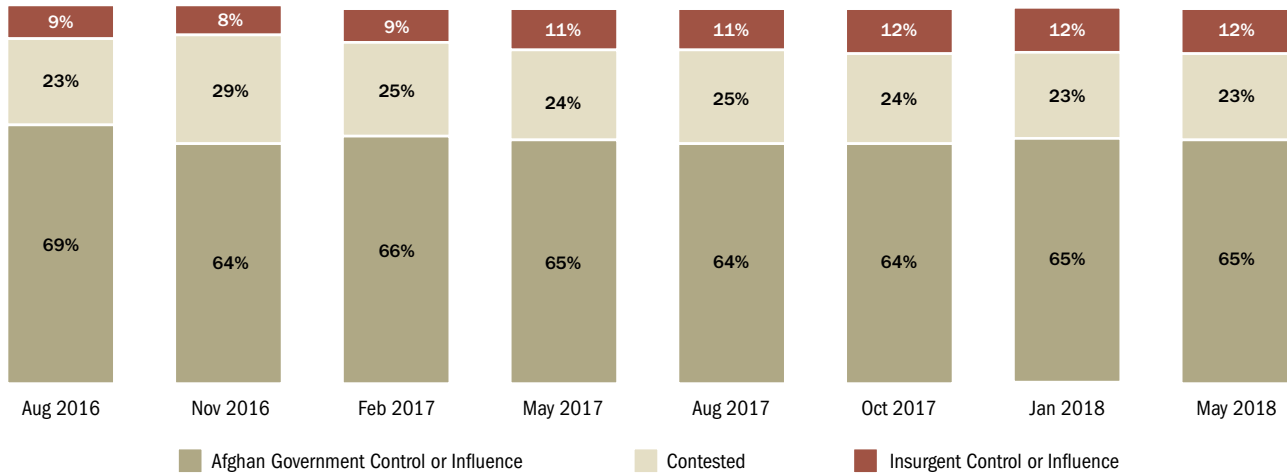
For more information on how RS assesses government and insurgent control and influence, please see SIGAR’s April 2016 *Quarterly Report to the United States Congress*.<sup>104</sup>

Insurgent control or influence of Afghanistan’s districts declined for the first time since August 2016: there were 56 districts under insurgent control (11) or influence (45), a decrease of three districts since last quarter. Therefore, RS now assesses 13.8 percent of Afghanistan’s districts to be under insurgent control or influence, a roughly one percentage-point increase from the same period last year.<sup>105</sup>

Since SIGAR began receiving district-control data in November 2015, Afghan government control and influence over its districts has declined by about 16 percentage points; contested districts have increased by nine

FIGURE 3.27

## HISTORICAL POPULATION CONTROL IN AFGHANISTAN



Note: Component numbers may not add to 100 because of rounding.

Source: USFOR-A, response to SIGAR data call, 5/28/2016, 8/28/2016, 11/15/2016, 2/20/2017, 5/15/2017, 8/28/2017, 10/15/2017, 3/22/2018, and 6/22/2018; USFOR-A, response to SIGAR vetting, 1/16/2018.

points; and insurgent control or influence has risen by nearly seven points.<sup>106</sup> Figure 3.26 reflects how little district control has changed since May 2017.

## Population Control

As with district measures, the Afghan government’s control or influence over the population showed no improvement this quarter. According to RS, as of May 15, 2018, about 65 percent of the population (21.7 million of an estimated 33.3 million total) lived in areas under Afghan government control or influence, the same percentage as last quarter. The insurgency continued to control or influence areas where roughly 12 percent of the population (3.9 million people) lived, unchanged for the last two quarters, while the population living in contested areas (7.7 million people) remained at 23 percent, the same percentage as last quarter.<sup>107</sup>

However, this quarter’s population-control figures show a slight deterioration from the same period last year, when the Afghan government controlled or influenced roughly the same percentage of the population, while the insurgents controlled only 11 percent.<sup>108</sup> The goal of the Afghan government is to control or influence territory in which 80 percent of the population (26.6 million people) live by the end of 2019.<sup>109</sup>

As seen in Figure 3.27, since SIGAR began receiving population-control data in August 2016, the overall trend has been a decrease in the percentage

## Control Metrics

Different types of metrics can be and are often used to assist in operational assessment and decision-making during the conduct of a wide variety of military operations. At least three major metrics can be used in judging government-versus-insurgency control in Afghanistan. They measure different factors, need not be parallel indicators, and may have different implications for progress assessments and decision-making. In no special order, these metrics are:

**District Control:** Whether a government has effective control at the district level bears on its ability to assert its sovereignty within direct sight of the people, deliver public services like health and education, provide policing, and operate the instruments of governance in ways that improve public perceptions of its legitimacy and effectiveness.

**Population Control:** From a hearts-and-minds point of view and for the ability to monitor and suppress insurgent activity, controlling one district with a large population might be more important than controlling three with only a few, scattered villages. On the other hand, a government might have statistically verified control of every district within its borders; but if, say, 33 percent of the population were disaffected or actively supportive of insurgents, that government could still face a critical threat to its viability—especially if the nonsupportive citizens are in compact groups that facilitate communication, recruitment, and planning of antigovernment operations.

**Territorial/Land-Area Control:** Sheer control of land area, regardless of governance structures or resident population, can be an important metric, especially if hostile elements assert control over areas containing important agricultural land (including revenue-producing poppy fields), transportation corridors and bottlenecks, electric transmission, watersheds, or mineral reserves. Area control also facilitates movement and staging of forces, government or hostile, for active operations.

All three metrics are important to ascertain and assess, individually and in concert. That they are not synonymous or parallel can be easily seen, for example, in SIGAR's quarterly report of April 30, 2017. The security section of that report presented data from USFOR-A showing that at the time, insurgents controlled 2.7 percent of Afghanistan's districts, but 9.2 percent of the population, and 16.2 percent of the land area. Which indicator is most significant is not prima facie evident, and their comparative significance might vary with changing concerns and objectives as time passes. In any case, drawing broad conclusions from any or all of these macro-level indicators is best done with the caveat that they may contain granular but important variations in underlying detail.

Source: Analysis by SIGAR Research and Analysis Directorate staff and by SIGAR Special Advisor Lieutenant General John F. Goodman, USMC (Ret.), 4/2018.

of the Afghan population living in areas under government control or influence (by about four percentage points), fluctuation in the population living in contested areas (from roughly 23 percent to 29 percent), and an increase in percentage living in areas under insurgent control or influence (by about three points).<sup>110</sup> Similar to district control, the historical record of population control reflects only minimal change in control since May 2017.



RS identified the provinces with the largest percentage of insurgent-controlled or -influenced districts as Uruzgan Province, with four of its six districts and 53 percent of the population under insurgent control or influence; Kunduz Province (five of seven districts, 62 percent of the population); and Helmand Province (nine of 14 districts, 56 percent of the population). The numbers of districts in each of these provinces that are under insurgent control or influence have remained unchanged for the last two quarters. RS noted that the provincial centers of all of Afghanistan’s provinces are under Afghan government control or influence.<sup>111</sup>

## Territorial Control

As seen in Table 3.5, RS reported that the Afghan government controlled or influenced 376,685 square kilometers (58.5 percent) of Afghanistan’s total land area of roughly 643,788 square kilometers, down about one percentage point since last quarter. The insurgency controlled or influenced 124,694 square kilometers (19.4 percent) of the total land area, also down one point since last quarter. The remaining 142,409 square kilometers (22.1 percent) was contested by the government and insurgents, a nearly two percentage-point increase since last quarter.<sup>112</sup>

As seen in Figure 3.28 on the next page, RS provided a map showing Afghan government control or influence and insurgent activity by district. Map categories of “insurgent control” or “insurgent influence” have changed to “insurgent activity” and “high insurgent activity.” RS explained that the change was not due to adopting new methodology for district-control assessments, but was adopted only to make the map unclassified and publicly releasable. For the other district-control data, as included above, RS used the original terms.<sup>113</sup>

TABLE 3.5

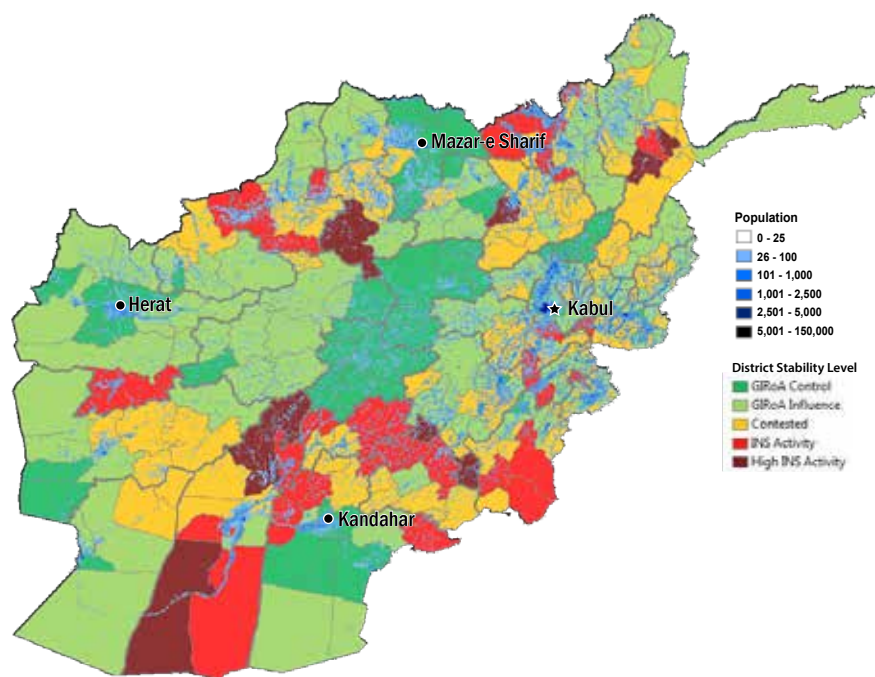
GOVERNMENT AND INSURGENT CONTROL WITHIN AFGHANISTAN AS OF MAY 15, 2018						
Control Status	Districts		Population		Territory	
	Number	%	In millions	%	Sq Km	%
GOVERNMENT						
Control	74	18%	11.4	34%	104,243	16%
Influence	155	38%	10.3	31%	272,442	42%
CONTESTED	122	30%	7.7	23%	142,409	22%
INSURGENT						
Control	11	3%	0.6	2%	38,441	6%
Influence	45	11%	3.3	10%	86,253	13%
<b>Total</b>	<b>407</b>	<b>100%</b>	<b>33.3</b>	<b>100%</b>	<b>643,788</b>	<b>100%</b>

Note: Sq Km = square kilometers. Component numbers may not add to 100 because of rounding. Territory figures have been rounded to the nearest square kilometer.

Source: USFOR-A, response to SIGAR data call, 6/22/2018; SIGAR, analysis of USFOR-A-provided data, 6/2018.

FIGURE 3.28

## RESOLUTE SUPPORT-DEFINED DISTRICT CONTROL, AS OF MAY 15, 2018



Note: GIROA = Government of the Islamic Republic of Afghanistan. INS = Insurgent. The population data depicted here reflects how the Afghan population is dispersed throughout the country. However, the entire population of a given area is not necessarily under the district-stability level indicated. A district is assigned its district-stability level based on the overall trend of land-area/population control of each district as a whole. The district-stability levels listed in the key of this map do not correspond exactly to the categories used in RS's June 2018 narrative response for district control (i.e. High INS Activity vs. Insurgent Control).

Source: RS, response to SIGAR data call, 6/22/2018.

### What is ACLED?

The ACLED project collects the dates, actors, types of violence, locations, and fatalities of all political violence and protest events across Africa, South Asia, South East Asia, and the Middle East reported in open, secondary sources.

### What are "Violent Events"?

ACLED codes the event data it collects as "violent events" or "nonviolent events." It defines a violent event as "a single altercation where often force is used by one or more groups toward a political end, although some nonviolent instances—including protests and strategic developments—are included in the dataset to capture the potential precursors or critical junctures of a violent conflict." The types of violent events ACLED codes include: (1) Battle-No Change in Territory, (2) Battle-Non-State Actor Overtakes Territory, (3) Battle-Government Regains Territory, (4) Violence against Civilians, and (5) Remote Violence (such as bombings, IED attacks, mortar and missile attacks, etc.).

Source: ACLED, "About ACLED: What is ACLED?," "ACLED Methodology," and "Armed Conflict Location & Event Data Project (ACLED) Codebook, Version 8 (2017)," pp. 6-8, accessed online on 7/10/2018, available at <https://www.acleddata.com/>.

## Violent Events and District Stability

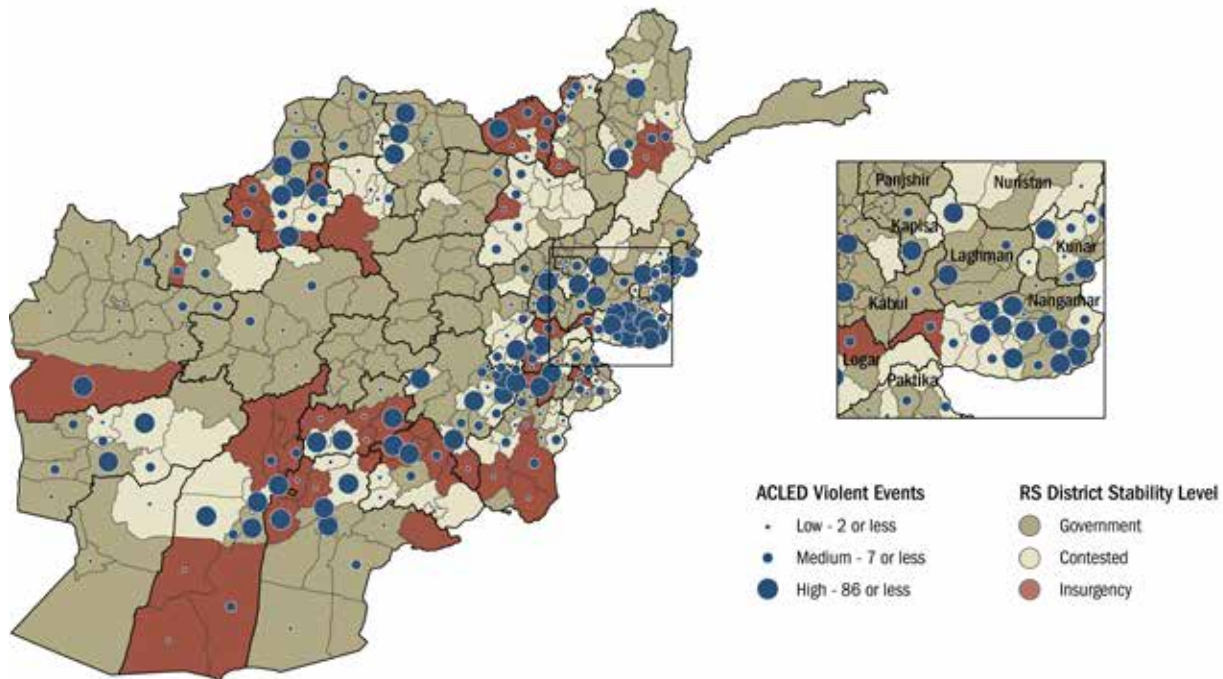
For the first time this quarter, SIGAR conducted an analysis of violent-event data from the Armed Conflict Location & Event Data Project (ACLED), "a disaggregated conflict collection, analysis, and crisis-mapping project" funded by the State Department.<sup>114</sup>

SIGAR used ACLED's data to provide a district-level analysis of violent incidents across Afghanistan from February 1, 2018, to May 31, 2018. SIGAR overlaid its ACLED analysis with its RS-provided district-stability data (as of May 15, 2018) and has presented the results in map form, shown in Figure 3.29.

SIGAR's analysis found that 8 percent of ACLED-recorded incident-days were in districts assessed as Afghan government-controlled, 28 percent were in districts assessed as Afghan government-influenced, 45 percent were in districts assessed as contested, 19 percent were in districts

FIGURE 3.29

## VIOLENT EVENTS AND DISTRICT CONTROL, FEBRUARY 1-MAY 31, 2018



Note: SIGAR used ArcGIS Pro 2.2 for this analysis. A FEWS NET 2017 district shapefile, containing 401 districts, was used to aggregate RS-provided district control data and ACLED violent incident data. Since RS uses 407 districts, a small degree of inaccuracy during the aggregation process was unavoidable. The additional districts that RS identifies are Marjah, Helmand Province; Dand, Kandahar Province; Bad Pash, Laghman Province; Delaram, Nimroz Province; Lajah Mangal, Pakiya Province; Mirzakah, Pakiya Province; Abshar, Panjshir Province; and Chinartu, Unuzgan Province. Adjusting for these differences left 400 districts and all layers were projected to UTM 42N. ACLED data was filtered to include all violent event types between 2/1/2018 and 5/31/2018 with an ACLED geo-precision code of 1 or 2. This left 1,479 district-level violent incidents for analysis. To create the map, incidents were categorized into three classes using the quantile method. The quantile method produces an equal number of observations per class to facilitate comparative analysis, but the interval of the class must therefore be variable. Government = areas under Afghan government control or influence, Contested = areas neither under Afghan government nor insurgent control or influence, Insurgency = areas with insurgent activity or high insurgent activity.

Source: RS, response to SIGAR data call, 6/22/2018; ACLED, Middle East 2016-present dataset, 2/1/2018-5/31/2018, accessed 6/15/2018; SIGAR, analysis of ACLED and RS-provided data, 6/2018.

assessed as having insurgent activity, and 1 percent were in districts assessed as having high levels of insurgent activity. Several areas of the map show a high number of violent events in areas RS assessed as under the control or influence of the Afghan government. In particular, the inset map of Nangarhar Province featured in the map shows a concentration of violent events in districts RS assessed as under government control or influence.<sup>115</sup>

SIGAR will continue to monitor ACLED data in order to track security trends over time and provide an expanded violent-incident analysis.

## UNITED NATIONS SECURITY REPORTING

### Security Incidents Decline, Suicide Attacks and Targeted Killings Rise

**Security incidents:** reported incidents that include armed clashes, improvised explosive devices, targeted killings, abductions, suicide attacks, criminal acts, and intimidation.

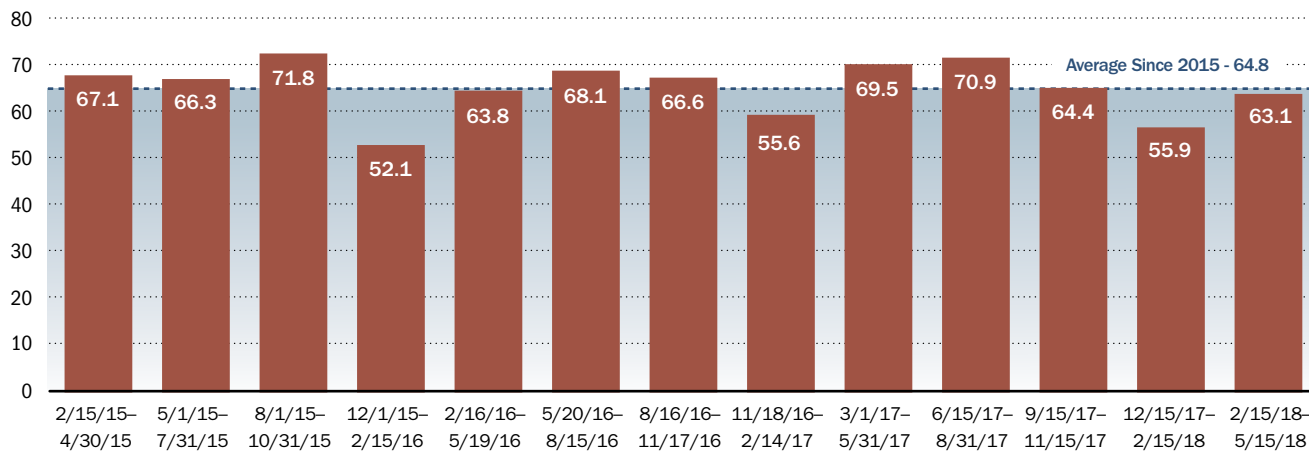
Source: SIGAR, analysis of the UN's report of the Secretary-General, *The situation in Afghanistan and its implications for international peace and security*, 12/9/2014.

The Secretary-General of the United Nations reported in early June that the security situation in Afghanistan remained “highly unstable” as security incidents across the country decreased since last year, but targeted assassinations and suicide attacks increased notably. The UN reported 5,675 security incidents between February 15, 2018, and May 15, 2018, a 7 percent decrease from the same period in 2017. As reflected in Figure 3.30, this is an average of 63.1 incidents per day, a more than six incident-per-day decrease compared to the same period last year (69.5). For the third consecutive quarter, the daily average number of security incidents over the reporting period remained lower than the daily average of 64.8 incidents over the last three years.<sup>116</sup>

According to the UN, armed clashes continued to cause the most security incidents (64 percent), the same as last year, followed by improvised explosive devices (15 percent), down one percentage point since last year. But the UN reported a significant increase in targeted assassinations and suicide attacks, up by 35 percent and 78 percent respectively, when compared to the same period last year. While the number of incidents caused by international forces’ air strikes accounted for 5 percent of all incidents, this represents an increase of 18 percent since last quarter and 24 percent since the same period in 2017.<sup>117</sup>

FIGURE 3.30

AVERAGE DAILY SECURITY INCIDENTS BY UN REPORTING PERIOD, SINCE 2015



Note: UN reporting periods are occasionally inconsistent, leading to some gaps in data.

Source: UN, *The situation in Afghanistan and its implications for international peace and security*, reports of the Secretary-General, 2/27/2015, p. 4; 6/10/2015, p. 4; 9/1/2015, p. 4; 12/10/2015, p. 5; 3/7/2016, p. 6; 6/10/2016, p. 4; 9/7/2016, p. 5; 12/13/2016, p. 4; 3/3/2017, p. 4; 6/15/2017, p. 4; 9/15/2017, p. 4; 12/15/2017, p. 5; 2/27/2018, p. 5; 6/6/2018, p. 5; SIGAR, analysis of UN-provided data, 6/2018.

As in previous quarters, the UN said the eastern and southern regions of Afghanistan experienced the most security incidents during the reporting period. But this quarter, incidents in these regions were 82 percent of the national total, versus 55 percent last quarter. The Secretary-General has therefore assessed that the conflict has “consolidated along increasingly discernible battle lines with fighting concentrated in a few provinces.” The Secretary-General’s report states that incidents in Nangarhar, Helmand, Kunar, Kandahar, Faryab, and Ghazni Provinces accounted for 60 percent of all security incidents this quarter. Comparatively, ACLED recorded 888 incidents in those six provinces from a similar reporting period (February 1–May 31, 2018), 57 percent of their total recorded incidents.<sup>118</sup>

The UN noted a spike in violence following the Taliban’s announcement of their annual offensive on April 25. Over 50 security incidents were recorded by the UN in 21 provinces on the day of the announcement. Unlike previous quarters, the Taliban increased the frequency of its attacks on district administrative centers and conducted its first major incursion on a provincial capital since 2016, in Farah City. The ANDSF drove the Taliban out of Farah City with Coalition air support.<sup>119</sup>



**A U.S. Army UH-60** flies over Farah City following the expulsion of Taliban forces by ANDSF and Coalition forces. (USAF photo by Technical Sergeant Sharida Jackson)

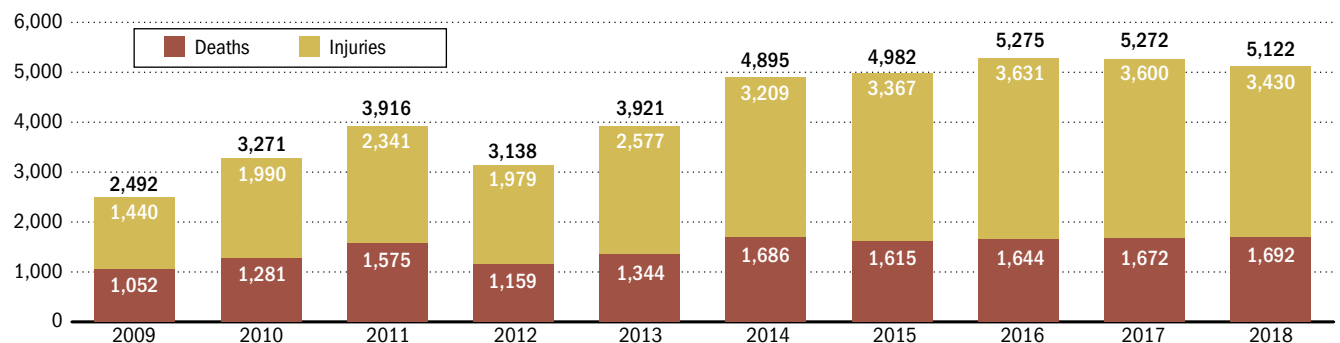
## UNAMA: Civilian Deaths at Record High

The United Nations Assistance Mission in Afghanistan (UNAMA) issued its mid-year update in July on civilians in armed conflict, which reported 5,122 casualties (3,430 injuries and 1,692 deaths) from January 1 through June 30, 2018. As seen in Figure 3.31, UNAMA reported that the first six months of 2018 had a record high number of deaths compared to the same period over the last 10 years that UNAMA has kept civilian-casualty records.<sup>120</sup>

UNAMA reported a 5 percent decrease in overall civilian injuries from January through June, which kept the overall number of civilian casualties

FIGURE 3.31

### CIVILIAN CASUALTIES: FIRST SIX MONTHS, 2009–2018



Note: This chart also appears in UNAMA’s report.

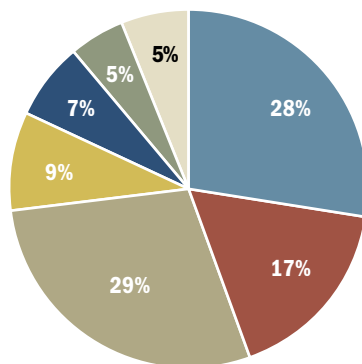
Source: UNAMA, *Midyear Update on the Protection of Civilians in Armed Conflict: 1 January to 30 June 2018*, 7/15/2018, p. 1.



# SECURITY

FIGURE 3.32

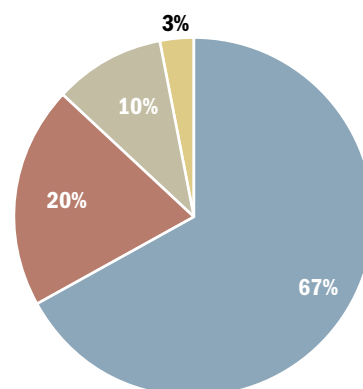
CIVILIAN CASUALTIES BY INCIDENT TYPE



Total: 5,122

- Suicide and Complex Attacks - 1,413
- Non-Suicide IEDs - 877
- Ground Engagements - 1,494
- Targeted/Deliberate Killings - 463
- Aerial Operations - 353
- Explosive Remnants of War - 239
- Other - 283

CIVILIAN CASUALTIES BY PARTIES TO THE CONFLICT



Total: 5,122

- Antigovernment Elements - 3,413
- Progovernment Forces - 1,047
- Jointly Attributed - 503
- Other - 159

Note: The reporting period for this data is January 1–June 30, 2018. These charts also appear in UNAMA’s report.

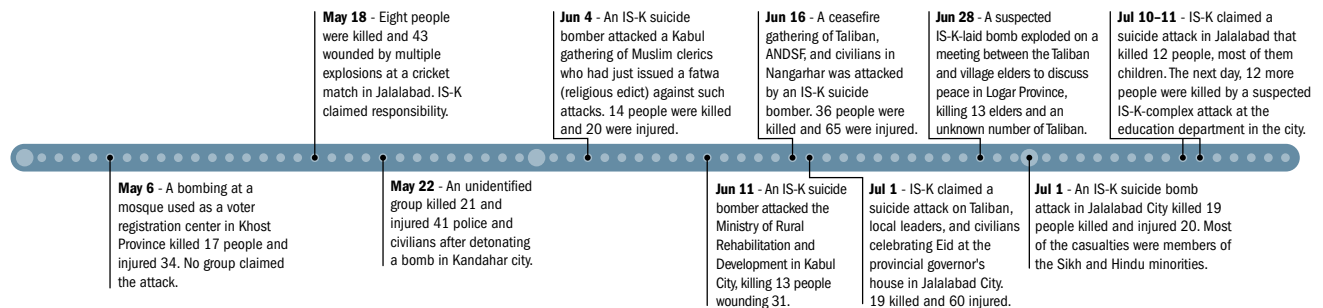
Source: UNAMA, *Midyear Update on the Protection of Civilians in Armed Conflict: 1 January to 30 June 2018*, 7/15/2018, pp. 2, 7.

roughly on par with the high level of casualties over the same period in 2016 and 2017. Similar to last quarter, IED attacks (suicide, complex, and non-suicide IED attacks) by antigovernment elements continued to be the primary cause of civilian casualties. UNAMA said that the combined use of suicide and non-suicide IEDs caused 45 percent of all civilian casualties in the first six months of 2018, a record high for that incident type.<sup>121</sup>

UNAMA recorded 353 civilian casualties (149 deaths and 204 injuries) due to aerial operations from January 1 to June 30, 2018, an increase from the 232 casualties (95 deaths and 137 injuries) reported last year. These figures are significantly higher than the 20 USFOR-A recorded from January 1 to May 31, 2018, though USFOR-A’s figure represents only civilian casualties from U.S. airstrikes, not those conducted by the AAF. The number of U.S. air strikes has increased substantially over the last year. According to the U.S. Air Force, the United States conducted 2,911 air strikes from January 1 through June 30, 2018, nearly double the 1,634 strikes over the same period in 2017, and more than five times the 545 strikes in 2016.<sup>122</sup> Figure 3.32 show UNAMA’s full breakdown of civilian casualties by incident type and parties to the conflict.

FIGURE 3.33

## IS-K CLAIMS MOST HIGH-CASUALTY ATTACKS IN AFGHANISTAN, MAY 1–JULY 15, 2018



Source: ACLED, Middle East 2016–Present dataset, 5/1/2018–7/13/2018, accessed 7/13/2018; SIGAR, analysis of ACLED data, 7/2018, Reuters, “At least 12 dead, including children, in Afghan suicide blast,” 7/10/2018; *New York Times*, “Suicide Bombing on Afghan Education Department Kills 12,” 7/11/2018.

UNAMA recorded 544 women casualties (157 deaths, 387 injuries) and 1,355 child casualties (363 deaths, 992 injuries) from January through June 2018, both down 15 percent from the same period in 2017. The leading cause of casualties for women and children was ground engagements between pro- and antigovernment forces. Election-related violence has also been a cause of women and child casualties. UNAMA documented 39 attacks on election-registration centers located at schools during the voting-registration period from April to June 2018, which often closed schools, hampered students’ ability to learn, and impacted children’s safety.<sup>123</sup>

### IS-K Continues to Inflict Heavy Casualties

UNAMA reported a “disturbing increase” this quarter in the number of civilian casualties due to suicide and complex attacks by antigovernment elements, more than half of which they attributed to IS-K. UNAMA expressed “particular concern” over the doubling of civilian casualties in Nangarhar Province, where IS-K continues to operate. UNAMA found that two-thirds of Nangarhar’s civilian casualties from January 1 through June 30 were caused by IEDs, and almost half of those casualties were inflicted by IED attacks claimed by IS-K. Over the same time period, UNAMA recorded 13 incidents in Nangarhar related to IS-K threats to target girls’ schools in retaliation for air strikes. Kabul Province also has a considerable problem with IED attacks and IS-K: 95 percent of all civilian casualties there were caused by IED attacks, and more than half of those attacks were claimed by IS-K.<sup>124</sup>

As seen in Figure 3.33, IS-K continues to deliberately and indiscriminately target civilians and has claimed the majority of high-profile attacks that occurred in Afghanistan this quarter.<sup>125</sup>

“[The ANDSF] are fighting and they are taking casualties, but they are also very offensive-minded, inflicting losses on the Taliban and [ISIS-Khorasan] daily, while expanding their capabilities and proficiency every day.”

—General Joseph Votel,  
commander of U.S.  
Central Command

Source: DOD, “South Asia Strategy Working in Afghanistan, CENTCOM Commander Says,” 7/19/2018.

## THE 1ST SECURITY FORCE ASSISTANCE BRIGADE

The 1st Security Force Assistance Brigade (SFAB) arrived in Afghanistan in March 2018. New to the Afghanistan theater, SFABs are U.S. Army brigades designed to train and advise host-nation armed forces.<sup>126</sup> Defense Secretary James Mattis said in December that the purpose of deploying the SFAB was to put “more American forces, advisors, in the more conventional force in the Afghan Army,” where they have not previously had advisors, to “make [the Afghan] general-purpose force more capable.”<sup>127</sup> According to U.S. Army Colonel Scott Jackson, the commander of the 1st SFAB in Afghanistan, the personnel selected for the brigade were “technical and tactical experts who possess the right personalities to work alongside our [Afghan] partners, allowing them to take the lead, but always prepared to support.” The SFAB’s advising capabilities stem from its members’ specialties in engineering, field artillery, military intelligence, logistics, and communications. The type of increased tactical-level advising central to the SFAB’s mission, Colonel Jackson said, is a “critical component” of the U.S. administration’s South Asia strategy.<sup>128</sup>

This quarter, USFOR-A provided a detailed account of the 1st SFAB’s mission in Afghanistan and their level of engagement with Afghan forces. Over the last three months, as the 1st SFAB deployed to its operational areas, the brigade began providing over 60 advisory elements across Afghanistan. The SFAB had personnel placed at every RS Train, Advise, Assist Command (TAAC) and Task Force (TF) and also with certain U.S. Special Forces Advisory elements. SFAB advisors at all three echelons (the corps, brigade, and battalion levels) assisted their counterparts with tactical operations, institutional development, and readiness training at ANDSF unit-training facilities, such as the **Regional Military Training Centers** (RMTCs). As of June 2018, SFAB advisors are deployed across the entire ANA, embedded with the ASSF, and support increased security operations in Kabul.<sup>129</sup>

### Regional Military Training Centers:

Facilities for collective training as well as individual special skills training for various technical military occupations.

USFOR-A reported that in each of the three aspects of the RS train (1), advise (2), and assist (3) mission, the 1st SFAB has thus far conducted the following activities:

1. **Train:** In every TAAC and TF, 1st SFAB provided advisor teams to train, advise, and assist (TAA) ANA unit-training personnel to develop and execute unit-level sustained-readiness training plans. In one recent example, when one ANA unit determined that their number of qualified route-clearance engineers (who work on countering IEDs) was insufficient due to recent combat operations,

Source: USFOR-A, response to SIGAR data call, 6/22/2018.

the corps commander requested help from the SFAB, expecting U.S. forces to teach the engineering classes. Instead, the SFAB encouraged the corps to assess its actual manning needs and its anticipated personnel gains, and then provided recommendations for redirecting corps personnel toward the needed specialty. After this, other Coalition advisors placed at the RMTTC advised the corps' cadre on how to expand the existing route-clearance course to meet the new, increased demand for students, and assisted the cadre with instructor certification and course scheduling. USFOR-A expects this new program to meet the ANDSF corps' immediate needs, and produce a sustainable mechanism to assess, train, and employ critical counter-IED route clearance in the future.<sup>130</sup>

2. **Advise:** According to USFOR-A, the 1st SFAB remains fully engaged operationally from its brigade headquarters in Paktiya Province to the Combat Advisor Team (CAT) level. CATs are aligned to TAACs and deployed throughout the provinces based on operational need, not stationed at particular provinces. CATs routinely execute fly-to-advise and drive-to-advise missions at both the corps and the battalion level—including some in forward operating areas—that vary in duration from hours to days. USFOR-A says these teams continue to be well received by their partners. They gave a recent example of a CAT that traveled to Logar Province to execute short-duration, fly-to-advise missions focused on unit assessment, leader assessment, unit operational-plan development, and future training-plan development. The CAT also conducted continual counterintelligence vetting to increase force protection, primarily for Coalition forces but also for the ANDSF. USFOR-A concludes that these visits have resulted in positive changes to ANDSF unit training plans to support future operations and enhanced SFAB understanding of how best to advise and assist future operations.<sup>131</sup>
3. **Assist:** USFOR-A highlighted that brigade-level advising remains the key competency of the SFAB battalions, which provide the necessary level of technical and tactical mentorship and advisor capacity at their Afghan counterparts' headquarters. In one instance, an SFAB battalion headquarters deployed with an ANA brigade headquarters during a three-week operation in Farah Province. By collocating, the SFAB team was able to provide their counterparts with accurate intelligence of enemy actions in advance of ANA



**The 1st SFAB** celebrating its one-year anniversary on May 1, 2018. (NATO photo by Erickson Barnes)

“All of us are volunteers in [the SFAB]. We wanted to do this. We believe in this mission. And we, as a collective organization, are very proud of what we’re doing.”

—Colonel Scott Jackson,  
commander of 1st SFAB,  
U.S. Army

Source: DOD, “Department of Defense Press Briefing by Colonel Jackson via Teleconference,” 6/13/2018.

operations. When required, they also applied lethal and nonlethal force to support Afghan operations. The proximity of the SFAB team with the ANA, as well as the SFAB’s skills and resources, allowed the ANA to react faster, save ANA lives, and produce decisive results for that operation. The SFAB battalion also worked with senior ANDSF leaders after the operation to exchange lessons learned.<sup>132</sup>

According to USFOR-A, the 1st SFAB’s experience advising below the ANDSF’s corps and zone levels has allowed Coalition forces to better recognize ANDSF strengths at both operational and tactical levels. USFOR-A said the ANDSF have developed effective means of conducting operations that, while not necessarily in line with U.S. methods, are often effective. This understanding has in turn enabled the SFAB to more successfully build on existing, effective ANDSF processes, promote continuity, and tackle challenges at all echelons simultaneously.<sup>133</sup>

In June, SFAB Commander Colonel Jackson said the Afghans are “making great progress” in the three areas that SFABs are measured against—creating unequal fighting capabilities that favor the ANDSF over the enemy, maintaining the pressure against the enemy, and improving the ANDSF’s effective use of resources.<sup>134</sup>

However, in the few publicly available, anecdotal examples of what the SFAB has accomplished so far, it is unclear whether the Afghans are gaining the capability to independently implement and sustain SFAB recommendations and lessons learned. In Colonel Jackson’s account of one SFAB advisor’s experience intervening in a dysfunctional logistics-supply chain of command between a kandak and its corps headquarters, the only thing that resulted in the corps pushing the needed equipment to the kandak was the successful communication between the kandak-located SFAB and Coalition advisors at the corps level.<sup>135</sup>

Another potential issue involves balancing the SFAB’s efforts between Kabul and the rest of the country. After a spate of high-profile attacks in Kabul earlier this year, General Nicholson said in March that securing the capital was the “main effort” for Coalition forces. Within a few weeks of that announcement, some SFAB teams that were initially deployed to contested areas, such as Kandahar, were reassigned to bolster security in and around Kabul City.<sup>136</sup> According to USFOR-A in July, 17 percent of the SFAB is posted to Kabul, with the remaining battalions covering the rest of the TAACs and Task Forces. When asked about this issue in a recent press conference, Colonel Jackson confirmed that reassigning these teams “was based upon a reassessment of priorities, based upon the environment,” but did not discuss whether or how that would impact the SFAB’s mission in the rest of Afghanistan.<sup>137</sup>

It is also unclear whether the SFAB is being repurposed from its original mission, which was to provide expanded advising to rank-and-file ANDSF



personnel that had not been given access to Coalition and U.S. advisors. DOD reported in June that SFAB advisor teams only provided TAA to “select forces below the corps level” and that “the main focus” is on “building [Afghan] national and regional capability.” Colonel Jackson gave a view into what this has meant in practice: shifting the SFABs to focus on ANDSF decisionmakers rather than their personnel. Colonel Jackson described the SFAB being prepared for two sides of the advising “spectrum,” one side being “a very distant advising” taking place on a base, and the other “a much more integrated mission set that focuses on a company and enabling.” When answering questions about whether the SFAB has had to make adjustments since their deployment, he said that they found once arriving that “it is not always necessary” to be “side-by-side with the Afghans and [move] out on operations with them.” Instead, the SFAB has focused on “going where [it] can best do [its] job, and that really equates to where the decisionmakers are.”<sup>138</sup>

The force-protection risks for SFAB personnel have also come under increasing scrutiny. Some SFAB personnel face heightened security risks from their closer contact with the ANDSF’s conventional forces that engage with the enemy than most other conventional U.S. and Coalition forces in Afghanistan. Colonel Jackson addressed this by highlighting that every single Afghan commander he has worked with said “the most important thing to them is the safety of their advisors.” He cited how engrained hospitality and protection of guests are in Afghan culture, the ANDSF’s vested interest in keeping their SFAB advisors safe, and their proactive stance in identifying and dealing with people who are a potential threat to the ANDSF and their advisors.<sup>139</sup>

However, the first soldier assigned to the SFAB to be killed in action was Army Corporal Joseph Maciel, who died in an apparent insider attack at Tarin Kowt airfield in Uruzgan Province on July 7, 2018. Two additional 1st SFAB personnel were wounded but were in stable condition as this report went to press. All three personnel were deployed to provide force protection for SFAB advisors. DOD did not provide more information, but said the incident was under investigation.<sup>140</sup>

The SFABs appear to be customized, well-resourced problem solvers that tackle the various ANDSF force elements’ issues individually as they arise, but their evolving mission raises questions about how they will sustainably impact the more systemic challenges that face the ANDSF, especially at the lower levels of the force. SIGAR will continue to monitor SFAB efforts and activities throughout the remainder of their deployment.



**A 1st SFAB advisor** working with an ANA soldier on vehicle maintenance in Zabul Province in July. (NATO photo by Jackie Faye)

“Those [SFAB personnel] are out there, and they’re in exposed positions, and it is a high-risk situation. . . . So casualties are going to occur.”

— *General Mark Milley, U.S. Army Chief of Staff*

Source: AP, “Army Ponders Changes After Insider Attack in Afghanistan,” 7/14/2018.

## U.S. FORCES IN AFGHANISTAN

According to DOD, as of May 31, 2018, approximately 14,000 U.S. military personnel were serving in Afghanistan as part of Operation Freedom's Sentinel (OFS), the same number reported for the last two quarters.<sup>141</sup>

The number of U.S. personnel assigned to the NATO RS mission to train, advise, and assist Afghan security forces increased this quarter by 675 personnel to 8,475. The increase is due to the deployment of some U.S. Army Security Force Assistance Brigade (SFAB) forces to Afghanistan.<sup>142</sup> The remaining U.S. military personnel support the OFS mission through air operations, training the Afghan special forces, and conducting counterterrorism operations.<sup>143</sup>

As of July 6, 2018, the RS mission also included roughly 7,754 military personnel from NATO allies and non-NATO partner nations. This is an increase of approximately 250 personnel since last quarter, bringing the current total of RS military personnel to 16,229. It was reported in mid-July that the British government will send an additional 440 noncombat troops to augment the RS mission. This will increase the United Kingdom's troop strength in Afghanistan to 1,090 personnel, making the country the third-largest contributor of forces to the RS mission after the United States and Germany.<sup>144</sup>

According to DOD from April 13 through July 18, 2018, three U.S. military personnel were killed in action (KIA) and two were wounded in action (WIA) in Afghanistan. This is an increase of two KIA and a decrease of 17 WIA compared to the previous quarter (January 1–March 30, 2018). In total, as of July 18, 2018, 36 U.S. military personnel, plus two DOD civilians, were KIA, 16 military personnel died in non-hostile circumstances, and 270 military personnel were WIA since the start of Operation Freedom's Sentinel on January 1, 2015. Since the beginning of the Afghan war in October 2001, 2,266 U.S. military personnel have died (1,867 KIA and 399 of non-hostile deaths) and 20,320 were WIA. Additionally, six DOD civilians were killed, four were KIA and two died in non-hostile circumstances.<sup>145</sup>

## Insider Attacks

Since responsibility for security began transitioning to the Afghan government in 2014, "green-on-green" insider attacks in which ANDSF personnel are attacked from within their own ranks, often by an insurgent infiltrator, have consistently been a severe problem. According to USFOR-A, there were 25 reported green-on-green insider attacks against ANDSF personnel this quarter, bringing this year's total through May 16, 2018, to 33 insider attacks. This is an increase of seven attacks compared to the same period in 2017.<sup>146</sup>

The ANDSF incurred 53 casualties (38 killed and 15 wounded) as a result of this quarter's insider attacks (from February 10 to May 16, 2018), and a total of 79 ANDSF casualties (57 killed and 22 wounded) from January 1 to May 16, 2018. Though there were seven more attacks this year compared to

the same period last year, ANDSF casualty rates have been consistent with last year's figures.<sup>147</sup>

According to DOD, one U.S. soldier assigned to the 1st SFAB died, and two other SFAB soldiers were wounded, during an apparent insider attack on July 7, 2018. DOD said the incident is currently under investigation. Prior to that, USFOR-A reported that as of May 16, 2018, there had been no "green-on-blue" insider attacks this year in which ANDSF personnel turned on Coalition personnel. The same period last year saw two confirmed green-on-blue insider attacks that wounded three U.S. soldiers.<sup>148</sup>

USFOR-A emphasized that as the SFAB mission began, they reallocated assets to support screening of all SFAB partner brigades within the ANA. This new requirement was balanced with the screening requirements at the conventional, enduring Coalition bases throughout Afghanistan. USFOR-A said all U.S. forces now receive force-protection ("Guardian Angel") training prior to deploying as well as follow-on training once in-country. For more information on USFOR-A's green-on-blue attack mitigation policies, see SIGAR's January 2018 *Quarterly Report to the United States Congress*.<sup>149</sup>

## Updates on Developing Essential Functions of the ANDSF, MOD, and MOI

This quarter, RS began a reorganization that changed the names of its offices and their administrative structure. The RS mission had previously been organized under eight Essential Functions (EF) that it intended to develop in its Afghan counterparts. As seen below, this includes 11 functional areas, now renamed.<sup>150</sup> Highlights for each functional area reported to SIGAR this quarter include:

- **Rule of Law (ROL):** ROL established High Councils on Rule of Law for MOI and MOD, which will provide opportunities for ROL to advance initiatives on Gross Violations of Human Right (GVHR) remediation, NIMS/CMS implementation, and also established an independent Criminal Investigative Division. No new GVHR cases were verified this quarter.<sup>151</sup>
- **Strategic Communication (STRATCOM):** STRATCOM reported that the Minister of Interior Affairs has continued to engage media on topics of strategic importance, such as election security, counter threat finance, police reform, and counter corruption. STRATCOM praised the MOI's media response to the June 2, 2018, terrorist attack on its headquarters in Kabul, reporting that the MOI spokesperson provided "accurate and timely updates" during the attack. Once the attack ended, MOI publicized details of the effective police response.<sup>152</sup> STRATCOM developed and executed a strategic communications training course for MOD STRATCOM staff, and worked with ANA Corps public-affairs officers to ensure the alignment of strategic messaging across all corps.<sup>153</sup>

- **Force Development (FD-AIAT):** FD-AIAT reported that MOD provided the force-generation requirement for the new ANA Territorial Force, and has begun developing a training model. Also, the MOD Chief of the General Staff approved the extension of ANA Basic Warrior Training to 18 weeks, and an evaluation is under way to improve the effectiveness of the training program.<sup>154</sup>
- **Force Development (FD-PIAT):** FD-PIAT reported that 31 female ANP personnel graduated an ANP instructor course in Balkh. The instructors will teach the first large-scale training course for female police at Balkh Regional Training Center in July.<sup>155</sup>
- **Resource Management (RM):** RM reported that \$141.9 million worth of MOI and MOD facilities contracts have been approved for Afghan FY 1397, with projects valued at roughly \$52.4 million awarded as of May 20, 2018. The Afghan government approached CSTC-A for assistance with establishing a real-time data management system, which would monitor telecom service revenues. The first quarter's NATO ANA Trust Fund board meeting took place this reporting period, which resulted in Italy formally announcing their commitment to fund Women's Police Town Phase 2 at \$24.5 million and the ANASOC headquarters expansion at \$9.8 million.<sup>156</sup>
- **Transparency, Accountability, and Oversight (TAO):** TAO reported that MOD IG successfully conducted all inspections for this quarter as part of the FY 1397 Annual Inspection Plan, and that 93 percent of FY 1397 asset declarations had been submitted. MOI IG accomplished 25 percent of its FY 1397 Annual Inspection Plan so far and has received 95 percent of its asset declarations.<sup>157</sup>
- **Operational Sustainment (OS):** OS-Logistics reported that the National Maintenance Strategy Ground Vehicle Support (NMS-GVS) contract, which began full operation on December 29, 2017, has delivered substantial maintenance support to the ANDSF. The contractor completed maintenance on 25,138 ANDSF vehicles (27 percent of total vehicle fleet) to date. The ANA currently supports 18 percent of its own maintenance requirements, on average. Over 150 MOI police completed English literacy and basic and intermediate computer training courses. MOD approved the disposal of obsolete ammunition in the Khyrabad central ammunition bunker, a sign of progress towards safe ANDSF ammunition-handling practices. Since January 2018, OS has conducted assessments of the 205, 207, 203, and 209 Corps' logistics and procurement practices. The 205, 207, and 203 Corps received satisfactory ratings in a majority of functional areas.<sup>158</sup>
- **Strategic Plans:** Strategic Plans focused on the execution of Phase I of Operation Nasrat, the ANDSF's annual operational plan. Most ANA corps have reportedly developed their annual campaign plans, but have experienced difficulties in execution. Pursuant to MOI's first strategic

goal (to strengthen public order and ensure security), the transfer of the bulk of the ABP to the ANA was completed this quarter, and the transfer of ANCOP to MOD was completed in March. MOI plans for the 2,550 remaining ANCOP personnel who were not transferred to MOD to be reorganized into kandaks and redesignated as the Public Safety Police, a riot-control force.<sup>159</sup>

- **Intelligence TAA:** The MOI Biometrics Center began deploying the Afghan Automated Biometric Identification System (AABIS) at Kabul City gate checkpoints in order to screen truck drivers entering the capital. AABIS consists of SEEK Avenger, a portable biometric enrollment and reader device, in combination with a biometrically enabled watchlist. The watchlist is currently working through a backlog of biometric enrollments, which was expected to be cleared by the end of June 2018 for the system to become fully operational. MOD continued to expand the ScanEagle program with new hubs at 205 and 203 Corps, and the relocation of a schoolhouse for ScanEagle training to Kandahar Airfield, which is to become operational in July. Another hub for 207 Corps is planned for this quarter, to become operational by the end of 2018. ANDSF targeting capabilities were further improved by integrating Pixia/HiPERLOOK and ScanEagle imagery into Targeting Directorate analysis. Pixia/HiPERLOOK provides the ANA with a low-bandwidth option for accessing recent imagery. Intelligence TAA has also begun sharing the majority of CENTCOM's list of over 20,000 **no-strike entities** with MOD in order to reduce collateral damage from kinetic strikes.<sup>160</sup>
- **Gender Office:** This quarter, 38 women graduated from the ANA Officer Academy. Thirty women began a four-year course at the ANP Academy, the Academy's first intake to include female candidates, and six women graduated from the Women's Foundational Course for the General Command Police Special Unit (GCPSU). Another 28 ANP women are enrolled in a GCPSU noncommissioned officer course and are scheduled to graduate on October 31, 2018. Phase 1 Construction of the Women's Police Town, intended to house up to 90 ANP families also began. The Sexual Assault and Harassment Prevention Policies, which MOD and MOI were both expected to sign in April, remain unsigned. CSTC-A reports that both ministries are seeking assistance from MOD legal staff to develop a more comprehensive policy consistent with Afghan laws.<sup>161</sup>

---

**No-strike entities:** A physical or virtual object functionally characterized as noncombatant in nature and protected from the effects of military operations under international law and/or the rules of engagement.

---

Source: USFOR-A, response to SIGAR vetting, 7/13/2017.

## Afghanistan Compact

The Afghanistan Compact is an Afghan-led, Coalition-supported initiative designed to demonstrate the Afghan government's commitment to reforms. The Compact process consists of four American- and Afghan-chaired working groups covering governance, economic, peace and reconciliation, and



security issues.<sup>162</sup> For more information about the Compact, see SIGAR's April 2018 *Quarterly Report to the United States Congress*.

Most of the security commitments in the Compact apply to either the entire ANDSF, or the MOD and MOI, or their main components (ANA and ANP).<sup>163</sup> Together they lay out a comprehensive plan to reform and upgrade the capabilities of the ANDSF over the next few years. USFOR-A has said that within the scope of other strategies for achieving progress in Afghanistan, the Compact and ANDSF Roadmap (the Afghan government's plan for security-sector reform) both align under the U.S. administration's South Asia strategy as frameworks to achieve the U.S. goals of seeking an Afghan political settlement that reduces violence, improves security, enables government reform, and leads to reconciliation with the Taliban.<sup>164</sup>

USFOR-A reported that the Joint Security Compact Committee (JSCC), which tracks the Afghan government's progress toward meeting its security goals in the Compact, met on May 17, 2018, to review milestones due in March and April 2018. The March milestones dealt with ANDSF reform in the following areas: the ANDSF Capability Enhancement Program, intelligence, MOD optimization, training and education, the ABF transfer, leadership development, communications strategy, police reorganization, counter corruption/transparency, automated personnel management, and force management. The April milestones included: MOD optimization, training and education, the ANCOP transfer, and force management.<sup>165</sup>

According to USFOR-A, the ministries completed 13 of 15 milestones due this quarter. The MOI did not complete its March milestone in counter-corruption/transparency; the MOD did not complete its March milestone in force management.<sup>166</sup> On MOD's missed milestone, USFOR-A updated SIGAR that during a June 6 Compact Synchronization Meeting, CSTC-A decided to extend the deadline for MOD's force-management milestones. While CSTC-A says that MOD is making "satisfactory progress in all areas of the milestone, "the complexity of the task merits additional time to complete."<sup>167</sup> Related to MOI's counter-corruption and transparency efforts, USFOR-A said that as a result of the last JSCC on June 28, U.S. and Afghan government representatives agreed that a comprehensive review of all ongoing counter- and anticorruption actions and milestones will take place in mid-July at the Presidential Palace. The review will include participating officials from RS, USFOR-A, MOD, MOI, and the Office of the National Security Council.<sup>168</sup>

## AFGHAN SECURITY MINISTRIES AND THE ANDSF

### ANDSF Strength

According to DOD, the ANDSF's total authorized (goal) end strength was 352,000 personnel, including 227,374 ANA and 124,626 ANP personnel, but excluding 30,000 Afghan Local Police, which fall under the MOI's oversight.<sup>169</sup>

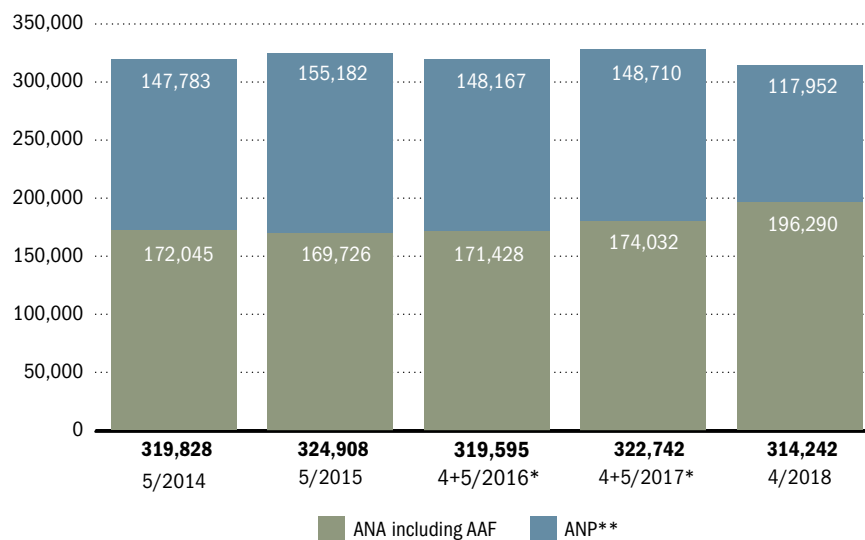
USFOR-A reported that the actual, assigned strength of the ANDSF as of April 30, 2018, (not including civilians) was 314,242 personnel, which includes 196,290 personnel in the ANA and AAF and 117,952 in the ANP.<sup>170</sup> This puts the ANDSF at 89.3 percent of its authorized strength, down from 93.7 percent compared to the same period in 2017.<sup>171</sup>

The ANA saw a 22,258-person increase since May 2017, and the ANP a 30,758-person decrease since April 2017, both of which were impacted by the transfer of 30,689 personnel in two force elements (ANCOP and ABP) from the MOI to the MOD. Therefore, the overall ANDSF strength compared to last year (not including civilians) decreased by 8,500 personnel (8,431 from the ANA and 69 from the ANP).<sup>172</sup>

For a historical record of ANDSF strength in the second quarter of the last four years, see Figure 3.34.

FIGURE 3.34

### SECOND QUARTER ANDSF ASSIGNED STRENGTH FOR THE LAST FOUR YEARS



Note: ANA = Afghan National Army; AAF = Afghan Air Force; ANP = Afghan National Police; ANDSF = Afghan National Defense and Security Forces. These figures do not include civilian personnel. ANDSF authorized strength is 352,000 as of June 2018.

\* ANA data was as of May 2016, May 2017, and ANP data was as of April 2016, April 2017.

\*\*ANP and Total ANDSF figures do not include reservists or personnel not in service while completing training.

Source: CSTC-A response to SIGAR data call, 7/1/2014, 6/29/2015, 6/3/2016, 5/20/2017, and 6/22/2018; USFOR-A, response to SIGAR vetting, 7/12/2015; DOD, *Enhancing Security and Stability in Afghanistan*, 6/2018, p. 40.

## **ANDSF Casualties**

USFOR-A classified ANDSF casualty data this quarter at the request of the Afghan government.<sup>173</sup> SIGAR's questions about ANDSF casualties can be found in Appendix E of this report. SIGAR will report on ANDSF casualties in the classified annex.

## **ANDSF Force Element Performance**

USFOR-A classified ANDSF performance assessments this quarter, a reversal from the preceding two quarters, when basic performance assessments were provided. SIGAR's questions about ANDSF performance can be found in Appendix E of this report. SIGAR will report on the ANDSF performance assessments in the classified annex.

## **Ministry Performance Assessments**

USFOR-A also classified MOD and MOI performance assessments this quarter, a reversal from the preceding two quarters, when basic performance assessments were provided. SIGAR's questions about the ministries' performance can be found in Appendix E of this report. SIGAR will report on the MOI and MOD performance assessments in the classified annex.

## **AHRIMS and APPS**

The MOD and MOI, with RS assistance, are implementing and streamlining several systems to accurately manage, pay, and track their personnel—an effort DOD said could greatly improve protection of U.S. funds. The U.S. pays the ANA and ANP personnel costs that constitute a large portion of the ANDSF's expenses.<sup>174</sup>

The Afghan Human Resource Information Management System (AHRIMS) contains data that includes the name, rank, education level, identification-card number, and current position of ANDSF personnel. AHRIMS also contains all the approved positions within the MOD and the MOI, along with information such as unit, location, and duty title. The Afghan Personnel Pay System (APPS) is under development. When implemented, it will integrate AHRIMS data with compensation and payroll data to process authorizations, record unit-level time and attendance data, and calculate payroll amounts.<sup>175</sup> The AHRIMS (and in the future, APPS) data is also used to provide background information on ANDSF in determining promotions and assignments.<sup>176</sup>

CSTC-A is overseeing the transition from AHRIMS to APPS to ensure interoperability. The process of verifying AHRIMS data includes a personnel asset inventory (PAI), a process that physically accounts for ANA and ANP personnel and issues them biometrically linked identification cards. APPS will generate payroll information and bank-account information for accounted-for personnel. According to CSTC-A, this structure will reduce the potential for nonexistent personnel to be entered into APPS, although

it will not completely eliminate the risk of paying such “ghost” personnel. Routine checks will still be required to determine that personnel are properly accounted for and are still actively serving in the ANDSF.<sup>177</sup> Once implemented, the biometric cards will also be used to access all human-resources information for security force members, including identity, pay, APPS data, promotions, assignments, killed/wounded/absent-without-leave information, and other documents.<sup>178</sup>

As USFOR-A has reported previously, three ongoing efforts aim to ensure that accurate personnel data exist in AHRIMS to support the migration to APPS: (1) “slotting” or matching a person to an authorized position; (2) “data cleansing” or correcting and completing key personnel data; and (3) the Personnel Asset Inventory (PAI), a continuous process of correcting the employment status of personnel retired, separated, or killed in action.<sup>179</sup>

This quarter, USFOR-A reported that the MOD delayed the date it will be fully operational in APPS from May 30, 2018, to July 31, 2018, to allow more time to improve ANA personnel data in the system and account for the transfer of the two MOI elements (ANCOP and ABP) to MOD. As of May 30, 2018, the MOD’s PAI completion rate fell back to 74 percent (down from the 95 percent reported last quarter), and only 71 percent of the force is now slotted (down from 90 percent last quarter). These decreases were also due to the ANCOP and ABP transfers, and should therefore not be considered a regression.<sup>180</sup>

As of May 23, 2018, the MOI was 69 percent APPS-slotted (down one percentage point since last quarter), and the MOI’s PAI was 75 percent complete (down from 80 percent last quarter). The MOI has also delayed its fully operational date in APPS from September 2018 to November 30, 2018. Part of the reason for the delay was to complete APPS training for all zone and provincial headquarters personnel. Another part was the Minister of Interior’s temporary suspension of slotting activities in all the police zone and provincial headquarters to refine the MOI’s tashkil with RS. Once the new tashkil was agreed upon, slotting resumed. The MOI’s lagging personnel-accountability processes are having a direct and adverse impact on rank-and-file ANP personnel. For more information, see the next section.<sup>181</sup>

### **Unaccounted for or “Ghost” Personnel**

As a result of increased attention in late 2016 to the possible inclusion of many “ghost” or nonexistent personnel within the ANDSF rolls, U.S. officials confirmed that since January 1, 2017, salaries are paid only to MOD and MOI personnel correctly registered in AHRIMS.<sup>182</sup>

This quarter, CSTC-A did not report a dollar amount for costs avoided by not paying unaccounted-for or ghost personnel. The Command explained the lack of data as a result of a change in methodology from a model that verifies Afghan reported personnel and PAI inputs using multiple reports to

## **30,000 ANP Personnel Denied Pay Since March**

According to Afghan MOI officials quoted in the *New York Times*, the Coalition's policy of refusing to pay unaccounted-for personnel is having an outsized, negative impact on rurally located ANP personnel who are not biometrically enrolled. MOI officials said that as of early June 2018, as many as 30,000 active Afghan police have been denied their salaries since March 2018. ANP salaries are primarily paid by LOTFA, a multidonor fund whose largest donor has been the United States, though the U.S. has reduced its contribution since 2016. The donor nations' policy of not paying unbiometrically enrolled personnel is intended to pressure ANDSF leadership to eliminate ghost soldiers in their ranks and to finalize accountable pay and personnel oversight practices.

However, the *New York Times* report says the rank-and-file Afghan police, especially those who live in areas inaccessible for biometric registration due to geography or security, are suffering under the policy. One police chief of Girziwan District in embattled Ghazni Province said his district had been surrounded by the Taliban for a year and a half and that his personnel could not travel to the provincial centers for biometric registration, nor would the registration come to them. According to the article, this donor-nation policy could lead to increased ANP attrition, as Afghan police, who often live paycheck to paycheck, cannot afford to remain in their jobs without being paid. Girziwan District, for example, lost five of its 30 personnel after they left the force due to the recent salary moratorium. The article asserts that this ANP pay policy intensified in March because the extent of MOI's problem in accounting for its personnel became much clearer after the MOI transferred the ABP and ANCOP to MOD. Two senior Afghan officials said the transition showed that personnel numbers on paper were thousands off from the actual number of ANP personnel on hand. MOI officials said that they attempted to raise this issue with the UN Development Programme, which administers the LOTFA for ANP salaries, but they refused to listen and refused comment on the issue to the *New York Times*.

In response to SIGAR and congressional inquiries on this matter, DOD said "the recent NYTimes article involves funding provided by other donor nations to the Law and Order Trust Fund (LOTFA) and distributed to the Afghan government by the United Nations Development Program (UNDP), which manages the LOTFA. No ASFF funds appear to have been involved in this situation. . . . The article appears to report on the impacts of decisions made by UNDP and donor nations to withhold a portion of such funds because the Ministry of Interior (MOI) had not completed the personnel asset inventory it had committed to completing, in order to assure donor nations they were paying for personnel who are actually entitled to be paid." In subsequent comments DOD also said that CSTC-A did not itself withhold ASFF funds from the ANP. The ASFF currently provides a very small portion of ANP salaries: DOD requested no ASFF funds for FY 2017, requested funds to pay for only 20 percent of total ANP pay in the 2018, and requested nothing for 2019.

According to UNDP and MOI, as of April 2018 there were 23,212 "invalid" or unaccounted-for MOI personnel recorded in UNDP's Web-based Electronic Payroll System currently used to pay the police. Of that number, 18,622 are categorized as patrolmen and 4,590 as officers. The highest percentage of police personnel records marked invalid occurs in the following provinces: Helmand (51 percent), Uruzgan (47 percent), Farah (47 percent), Nuristan (44 percent), and Paktika (41 percent). UNDP has said that these 23,212 invalid personnel records would be automatically removed while reconciling ANP personnel during the ongoing PAI process. In some provinces, this would mean removing a considerable portion of the police force currently recorded.

Source: *New York Times*, "30,000 Afghan Police Officers, on Front Line of War, Are Denied Pay," 6/6/2018; CSTC-A, response to SIGAR data call, 8/27/2016; OSD-P, response to SIGAR vetting, 1/15/2018, 7/2/2018, and 7/14/2018; UNDP, "Law and Order Trust Fund for Afghanistan: SPM Technical Working Group Meeting" (slides), 4/2018; UNDP, response to SIGAR data call, 7/16/2018.



inform salary disbursement, to a model that disburses funds to the Afghan government using the information produced by one source, APPS.

Therefore, moving forward, the funding amount for ANDSF salaries will be determined by APPS, and personnel will be paid only if they are assigned to a tashkil-authorized position, have a number proving biometric enrollment, and have other verified personnel data inputs, including their name, date of birth, and ID card number.<sup>183</sup> Both DOD and USFOR-A have consistently said that once APPS is fully operational, they believe the ghost-soldier issue will be largely resolved. CSTC-A noted that while no system can completely eliminate personnel-reporting errors, APPS will significantly reduce them.<sup>184</sup>

## AFGHAN NATIONAL ARMY

As of June 30, 2018, the United States had obligated \$45.9 billion and disbursed \$45.4 billion of ASFF funds to build, train, equip, and sustain the ANA.<sup>185</sup>

### ANA Strength

This quarter, USFOR-A classified unit-level ANA authorized-strength figures. Detailed assigned- and authorized-strength information will appear only in the classified annex to this report. SIGAR's questions about ANA strength can be found in Appendix E of this report.

According to DOD, the ANA's total authorized (goal) end strength was 227,374, up from the 195,000 ANA personnel authorized in 2016 and 2017. DOD reported in June that the large increase in ANA authorization is due



**An ANA Commando** patrols Farah City on May 15 following the Taliban offensive on the city. (U.S. Army photo by Sergeant John Conroy)

to the transfer of two force elements (ABP and ANCOP) from MOI to MOD as well as the pilot of a new force element, the ANA Territorial Force (ANATF). For more information about the ANATF, see page 99.<sup>186</sup>

USFOR-A reported that the actual, assigned strength of the ANA and AAF as of April 30, 2018, (not including civilians) was 196,290 personnel, a 22,258-person increase over the last year, mostly due to the transfer of 30,689 personnel from ANCOP and ABP to MOD. Setting aside the large influx of personnel due to the ABP and ANCOP transfers, the ANA actually saw a reduction of 8,431 soldiers since May 2017.<sup>187</sup>

The ANA's 196,290 personnel consisted of 85,860 soldiers, 63,672 non-commissioned officers, and 35,019 officers (the remaining 11,739 personnel were transferred from the ANCOP to the ANA this quarter). With the changes to authorization and strength this quarter, the ANA was at 86.3 percent of its authorized strength in April 2018, or 31,084 personnel short of their goal strength. This is a more than six-point fall from the 92.5 percent one year prior.<sup>188</sup>

## ANA Attrition

USFOR-A provided limited attrition information this quarter in an unclassified format. A detailed analysis of attrition by ANA force element will be provided in the classified annex to this report. SIGAR's questions about ANA attrition can be found in Appendix E.

According to USFOR-A, as of April 30, 2018, ANA monthly attrition rates averaged less than 2 percent over the preceding three-month period, roughly consistent with the last year of reporting.<sup>189</sup> CTSC-A noted that this average ANA attrition rate does not include ABF and ANCOF data, that the attrition rate was calculated by the MOD, and that CSTC-A is unable to validate this data for accuracy.<sup>190</sup>

When asked this quarter what accounted for the attrition of roughly 5,000 ANA personnel from January 2017 to January 2018, CTSC-A responded that there are three main reasons for the losses: (1) personnel being dropped from the rolls, (2) separated from the service, or (3) killed in action by a hostile actor.<sup>191</sup>

## ANA Sustainment

As of June 30, 2018, the United States had obligated \$22 billion and disbursed \$21.6 billion of ASFF for ANA sustainment.<sup>192</sup>

CSTC-A reported the total amount expended for all ANA sustainment requirements thus far for Afghan FY 1397 (beginning December 21, 2017) was \$217.4 million through May 20, 2018, the vast majority of which was expended on ANA salaries and incentive pay; of that \$214.7 million amount, roughly \$86 million was for incentive pay. This is an increase of about \$78.1 million in salaries and incentive payments compared to the same period last year. According to CSTC-A, the increase since last fiscal year

was due to the increased force authorization for MOD (from 195,000 to 227,374) and a 5 percent salary increase for MOD personnel.<sup>193</sup>

Roughly \$2.7 million was spent on non-payroll sustainment requirements, the costliest of which were domestic transportation (\$2.3 million, not including fuel costs) and telecommunications contracts (about \$271,000).<sup>194</sup>

CSTC-A said there has been no change in the estimated funding required for ANA base salaries, bonuses, and incentives for this fiscal year, estimated at \$651.6 million, but noted that the U.S. contribution to ANA personnel sustainment over the next few years is contingent on congressional appropriations.<sup>195</sup> DOD said forecasted salary and incentives figures are for planning purposes only and are not definitive indicators of future DOD support, which will depend on Afghan progress toward reconciliation, reducing corruption, security conditions, and other factors.<sup>196</sup>

## ANA Equipment and Transportation

As of June 30, 2018, the United States had obligated \$13.8 billion and disbursed \$13.7 billion of ASFF for ANA equipment and transportation.<sup>197</sup>

This quarter CSTC-A reported on the major items of equipment purchased for and provided to the ANA over the last quarter. As seen in Table 3.6, between March 1, 2018, and May 30, 2018, these included: UH-60 (“Black Hawk”) helicopters, A-29 light-attack aircraft, and several types of armored personnel and utility vehicles. The equipment provided this past quarter is valued at \$71.3 million, significantly less than last quarter’s \$169.4 million. The greatest expenditure was procurement of two A-29s (\$54 million), followed by two refurbished UH-60s (\$12 million). CSTC-A noted that the UH-60s delivered this quarter are a “hybrid configuration aircraft in order to meet an accelerated schedule demand.” They said that these are the same as the aircraft as those delivered to the Afghans last quarter and that the full “Afghanistan Configuration UH-60A” aircraft are

TABLE 3.6

MAJOR EQUIPMENT ITEMS PROVIDED TO ANA, MARCH–MAY 2018				
Equipment Type	Equipment Description	Units Issued in Quarter	Unit Cost	Total Cost*
Aircraft	A-29 Light Attack Aircraft	2	\$27,000,000	\$54,000,000
Aircraft	UH-60 Helicopter	2	6,000,000	12,000,000
Vehicle	M1151 HMMWV (Humvee)	12	237,000	2,844,000
Vehicle	Medium Tactical Vehicle International	10	149,000	1,500,000
Vehicle	M1082 Trailer (Cargo trailer)	16	35,000	560,000
Vehicle	Fuel Tanker 1200 Gallon	1	201,000	201,000
Vehicle	Water Tanker 1200 Gallon	1	181,000	181,000
<b>Total</b>				<b>\$71,286,000</b>

Note: \*Figures were rounded by CSTC-A.

Source: CSTC-A, response to SIGAR data call, 6/22/2018 and 7/18/2018.

expected to begin being delivered in March 2019. According to USFOR-A, the latter configuration primarily differs from the hybrid configuration in that it provides features such as: improved flight controls and gearbox, a ballistic-protection system, and a Afghan National Tracking System, all of which make the aircraft safer to fly but will not increase the pilot's learning curve for operation.<sup>198</sup>

## ANA Equipment Operational Readiness

This quarter USFOR-A classified data on ANA equipment readiness. SIGAR's questions about ANA equipment readiness can be found in Appendix E of this report. SIGAR will report on ANA equipment readiness in its classified annex.

## ANA Infrastructure

The United States had obligated and disbursed \$5.9 billion of ASFF for ANA infrastructure projects as of June 30, 2018.<sup>199</sup> As of May 31, 2018, CSTC-A reported that facilities-sustainment costs for FY 2018, covering all ANA facility and generator requirements, will be roughly \$68 million—a \$18.7 million decrease from last quarter's revised amount (\$86.7 million). According to CSTC-A, as of May 31, 2018, the United States completed 452 ANA infrastructure projects in Afghanistan valued at \$5.4 billion.<sup>200</sup>

CSTC-A reported 35 ongoing projects from February 1 through May 31, 2018, valued at roughly \$190.8 million. CSTC-A also reported that six projects were completed this quarter, valued at a total cost of about \$7.4 million, including a \$3.3 million facility for the ANA's Special Operations Brigade North in Mazar-e Sharif. During the reporting period, five projects (valued at roughly \$14.2 million) were awarded, the largest two to build water and wastewater systems upgrades at Kandahar Airfield.<sup>201</sup>

The largest ongoing ANA infrastructure projects were the same as last quarter: two Northern Electrical Interconnect (NEI) substation projects, one in Balkh Province (\$27.7 million) slated for completion in October 2019, and one in Kunduz (\$9.5 million), due to be completed in February 2019. Additionally, the second phase of the Marshal Fahim National Defense University (MFNDU), a multi-year, \$73.5 million project, set for completion in December 2017, is pending because the necessary replacement of fire doors has not yet been resolved.<sup>202</sup>

According to CSTC-A, there were 27 ANA projects in the planning phase, valued at a total of \$337.1 million. These included: four AAF projects at \$65.7 million, six ANA projects at \$35.7 million, five ANASOC projects at \$59.9 million, three Kabul National Military Hospital projects at \$62.2 million, two MFNDU projects at \$12.7 million, five Parwan Detention Facility projects at \$97.53 million, and two **Women's Participation Program** (WPP) projects at \$3.4 million.<sup>203</sup>

**Women's Participation Program:** An initiative that seeks to advance and promote women's participation in Afghan security institutions. The program promotes safe and secure facilities, proper equipment, training, and opportunities for women to increase their membership in the ANDSF.

Source: OSD-P response to SIGAR vetting, 4/15/2016.

TABLE 3.7

<b>ACTIVE ANA TRAINING CONTRACTS AS OF MARCH 2018</b>				
<b>Case ID</b>	<b>Contract Description</b>	<b>Contractor</b>	<b>Contract Dates</b>	<b>Contract Value</b>
W5-B-UAC	ANA and MOD Advisors and Mentors	DynCorp International	12/1/2017-5/31/2018	\$81,160,849
W5-B-UAW	Afghan Special Security Forces Training	Raytheon	9/30/2017-N/A	80,025,453
W5-B-UBE	In-Country UH-60 Aircraft Pilot Training Course for the AAF	ARMA	10/1/2017-9/30/2018	43,761,086
W5-D-TAA	Afghan Air Force Training in the United States (Texas)	Northrup Grumman	1/1/2018-1/31/2019	28,967,928
W5-B-UCR	Initial Entry Rotary Wing (AAF Pilot) Training in Czech Republic	Raytheon	11/1/2017-6/30/2019	19,095,939
W5-B-UCI	Initial Entry Rotary Wing (AAF Pilot) Training in United Arab Emirates	Raytheon	9/1/2017-1/1/2019	18,396,258
W5-B-UDC	Initial Entry Fixed Wing (AAF Pilot) Training in United Arab Emirates	Raytheon	1/1/2018-6/30/2019	17,874,236
C5-B-UFC	English-Language Training	Raytheon	3/29/2017-N/A	15,584,145
7H-B-UAC	Mentor Trainers in Support of the AAF	Raytheon	12/31/2017-9/28/2018	13,618,976
W5-B-UCD	English-Language Training for the AAF	Raytheon	8/1/2017-7/31/2018	11,591,856
<b>Total Cost of Highest-Value Training Contracts</b>				<b>\$330,076,726</b>

Note: This table includes only the 10 highest value training contracts (the other 16 active projects were between \$99,000 and \$11,584,570 in value).

Source: CSTC-A, response to SIGAR data call, 3/22/2018 and 6/22/2018; OSD-P, response to SIGAR vetting, 7/24/2018 and 7/27/2018.

CSTC-A reported that there were seven ongoing WPP projects valued at roughly \$19 million. The largest of these projects were an \$8.5 million women's and pediatric wellness clinic at Kabul National Military Hospital to be finished by mid-January 2019, and a \$5.3 million conference center, gym, and daycare center at MFNDU planned for completion in late November 2018.<sup>204</sup>

## ANA and MOD Training and Operations

As of June 30, 2018, the United States had obligated and disbursed \$4.2 billion of ASFF for ANA, AAF, and MOD training and operations.<sup>205</sup>

According to CSTC-A, there are no new ASFF-funded training programs to report this quarter.<sup>206</sup> The latest ANA training contracts are listed in Table 3.7.

## Afghan Air Force

This quarter, DOD reported that the FY 2018 authorized force strength for the AAF and SMW is 8,739 (not including civilians), an increase of 113 personnel authorized than in FY 2017.<sup>207</sup> This quarter, CTSC-A provided rounded AAF assigned strength in an unclassified format. As of April 30, 2018, there were roughly 9,000 uniformed personnel serving in the AAF and Special Mission Wing, plus 200 AAF civilians.<sup>208</sup> As of May 22, 2018, the United States has appropriated approximately \$6.6 billion to support and develop the AAF from FY 2010 to FY 2018, with roughly \$1.6 billion appropriated in FY 2018. A large portion (\$715.1 million) is earmarked for AAF sustainment costs. According to DOD's FY 2018 budget-justification document, the \$1.4 billion includes \$709.8 million for the second year of



the ANDSF Aviation Modernization (AAM) plan to continue the transition from Russian-manufactured helicopters to U.S.-manufactured UH-60 Black Hawk helicopters.<sup>209</sup>

Also as of May 22, nearly \$3.9 billion has been obligated for the AAF in FYs 2010–2018, with roughly \$107 million of those funds obligated in FY 2018. The majority of the funding obligated since FY 2010 continues to be for sustainment items, which account for 42.8 percent of obligated funds, followed by equipment and aircraft at 38.5 percent.<sup>210</sup>

The AAF's current inventory of aircraft, as of May 8, 2018, includes:<sup>211</sup>

- 4 Mi-35 helicopters (all four unavailable; DOD does not fund or support any of these aircraft)
- 48 Mi-17 helicopters (22 unavailable, 2 fewer than last quarter)
- 25 MD-530 helicopters (one unavailable, four fewer than last quarter)
- 24 C-208 utility airplanes (one unavailable)
- 4 C-130 transport airplanes (two unavailable)
- 20 A-29 light attack airplanes (one unavailable, one fewer than last quarter)
- 16 UH-60 utility helicopters (eight more than last quarter)

The Mi-17 and Mi-35 helicopters are Russian-made. The United States procured 33 Mi-17s from Russia for the AAF with ASFF funds (the others were procured for the Afghans from other sources) and 30 for the Special Mission Wing from 2011–2014. The A-29 aircraft are Brazilian-designed and manufactured in the United States. The rest of the AAF inventory is composed of U.S.-made aircraft.<sup>212</sup> DOD reported this quarter that of the 16 UH-60s in the Afghan inventory, ten are used for pilot and aircrew training and qualification, and six for AAF operational missions. The next two UH-60s set for delivery to Afghanistan are currently undergoing preparation for qualification testing in the United States before being transferred.<sup>213</sup>

For the AAF modernization program, DOD is procuring: 40 UH-60s, 30 MD-530s, six A-29s, and 10 AC-208s. According to DOD, most of the UH-60s are undergoing or have yet to undergo modification and upgrade; most of the MD-530s have not been built, with deliveries of the first five scheduled for July 2018; two of the additional A-29s have been delivered, with the rest scheduled to be delivered by April 2019; and the first three AC-208s are scheduled to be delivered to their training location in the United States by the end of August.<sup>214</sup>

USFOR-A also reported that the AAF flew their first operational mission in the UH-60s on May 8, 2018, one day after graduating the first four qualified airframe commanders. The AAF is currently operating three flights per week from both Kandahar Airfield and Forward Operating Base Shorab in Helmand Province. UH-60 pilot and crewmember training is ongoing at Kandahar Airfield, with the most recent class graduating 15 pilots and



The AAF's new UH-60s take off from Kandahar Air Field during their first Afghan-led operational mission on May 8. (USAF photo by 1st Lieutenant Erin Recanzone)

the current class including 12 pilots who graduate in early August. TAAC-Air expects, if the recently graduated class is a good indicator, that the current training class could produce three aircraft commanders from the 12 graduates.<sup>215</sup>

## AAF Task Availability

The task availability rate is defined as the number of aircraft serviceable and ready to be tasked, for combat or training, compared to the number of aircraft in the operational fleet (excluding those in depot). For example, if a 12-aircraft fleet has five serviceable aircraft, two aircraft in the maintenance depot, and five in other status, this calculation yields a 50 percent task availability (i.e., five of the 10 aircraft not undergoing maintenance) for that airframe. Task availability is a capabilities-based measurement for senior leadership mission planning, rather than a measurement of how contractors are performing in maintaining AAF aircraft.<sup>216</sup>

AAF task availability over the reporting period slightly improved from last quarter's assessment. Only one of five airframes for which the AAF tracks task availability fell short of its mission-readiness benchmark (the C-208), one airframe fewer than last quarter. The AAF has begun tracking UH-60 flight hours, sorties, and task-availability rates, but since the airframe is a newer addition to the inventory, TAAC-Air says there is not yet enough data to determine a task-availability benchmark. Therefore, UH-60 data is not yet incorporated into the task-availability analysis.<sup>217</sup>

However, TAAC-Air did report that the recommended number of flight hours for the UH-60s is 35 hours per month. This means that of the six airframes tracked for flight hours (now including the UH-60), only two

## Task Availability Versus Operational Readiness

According to USFOR-A, task availability is a metric separate from but related to "mission capability" or "operational readiness." AAF aircraft that are "available for tasking" are on hand (in Afghanistan) and able to be flown for combat or training purposes. Other metrics, like "mission capable rate" and "operational readiness," are prone to being conflated. AAF maintenance contracts were written with different metrics (often by the same name but with different methods of calculation). TAAC-Air is working to rectify that problem, so that all maintenance contracts supporting the AAF use the same metric for measuring contract performance. However, USFOR-A said outside observers were conflating availability metrics with contract performance and drawing inaccurate conclusions about both contract performance and AAF combat capability. The "available for tasking" metric conveys the combat capacity for the AAF's fleet and is most commonly expressed as a simple ratio reflecting a snapshot in time: aircraft available for tasking versus total aircraft. The task availability metric has a minimum granularity of one day, meaning that it cannot capture the possibility that an aircraft was in several states within a 24-hour period (e.g., it flies a mission in the morning but lands with a maintenance problem). However, USFOR-A notes that those transitions average out.

Source: USFOR-A, response to SIGAR vetting, 4/12/2018.

airframes (C-130 and Mi-17) significantly exceeded their recommended flight hours, the same as last quarter.<sup>218</sup>

This quarter, USFOR-A reported that the AAF flew 8,752 sorties from February 1, 2018, through April 30, 2018. A sortie is defined as one takeoff and one landing. This is an increase of 637 sorties since last quarter. There were an average of 2,917 per month this quarter, with the most sorties (3,252) flown in March 2018.<sup>219</sup>

As in previous quarters, the Mi-17 flew the greatest number of sorties (4,706) followed by the C-208 (1,515).<sup>220</sup> The Mi-17 continued to fly the most hours of any airframe, an average of 815.5 hours per month this reporting period, followed by the MD-530 at 598 average hours per month. This was a decrease compared to the Mi-17's 829-hour average and the MD-530's 676-hour average reported last quarter.<sup>221</sup> USFOR-A said its flight-hours data include all hours flown by the airframes, whether they are for operations, maintenance, training, or navigation.<sup>222</sup>

## Personnel Capability

USFOR-A provided the following information on how many fully mission-qualified, or certified mission-ready (CMR) crew members the AAF has for each of its airframes. For more information about the specific training involved for crew members attaining CMR status, please see SIGAR's April 2017 *Quarterly Report to the United States Congress*.<sup>223</sup> According to USFOR-A, as of May 8, 2018:<sup>224</sup>

- **C-130:** 12 total pilots, including eight aircraft commanders and four copilots. Of the aircraft commanders, there are four instructor pilots, three are evaluator pilots; 19 total aircrew, including eight flight engineers and 11 loadmasters.
- **C-208:** 44 total pilots, including 17 aircraft commanders, 26 copilots, and one pilot not yet qualified. Of the 17 aircraft commanders, nine are instructor pilots and two are evaluator pilots; there are also two loadmasters and two pilots qualified as loadmasters.
- **A-29:** 18 total pilots, including 15 flight leads, five of whom are instructor pilots, and three wingmen.
- **MD-530:** 60 total pilots, including 20 aircraft commanders, 29 copilots, 10 instructor pilots, and one pilot not yet qualified.
- **Mi-17:** 76 total pilots, including 41 aircraft commanders and 35 copilots. Of the 41 aircraft commanders, 13 are instructor pilots; for aircrew there are 10 instructor flight engineers, 21 mission flight engineers, and 79 gunners.
- **Mi-35:** 13 pilots, according to the AAF (CSTC-A does not track Mi-35 pilot qualifications).
- **UH-60:** 15 pilots, four of whom are aircraft commanders, and 12 pilots in training.<sup>225</sup>

## The Special Mission Wing

This quarter, USFOR-A classified most of the data on the Special Mission Wing (SMW). SIGAR's questions on this data can be found in Appendix E of this report and information about the SMW will be reported in the classified annex.

## Afghan National Army Territorial Force

The Afghan National Army Territorial Force (ANATF) is a new force element intended to function as a local force, like the ALP, but under the command of regular ANA kandaks and brigades.<sup>226</sup>

As of late March, USFOR-A noted that the exact locations of the ANATF and the timeline for its creation is evolving due to the dynamic nature of the security environment in Afghanistan, as well as changes occurring at the ministerial level. Planning considerations will take into account hostile threats, local dynamics, national politics, and the overall progress of Afghanistan's security institutions.<sup>227</sup>

Likewise, the projected costs to stand up and maintain the ANATF have yet to be determined. USFOR-A said that a company of the ANATF is expected to save 45 percent in overall annual operations costs, "yield[ing] significant cost savings" compared to the regular ANA. USFOR-A provided a breakdown of these estimated savings, which include: the conversion in the personnel force structure and pay rate (an estimated 6 percent savings); the reduction of equipment (vehicles, weapons, communication systems, etc.) allocated to the ANATF units (a 66 percent savings); and the commensurate reduction in fuel consumption (15 percent savings), ammunition (77 percent savings), and maintenance and parts (56 percent savings).<sup>228</sup>

USFOR-A reported that the recruitment of the ANATF has already begun. President Ghani ordered that by 2024, the ANATF will add 36,652 personnel to the ANA. During the pilot phase, 648 ANATF soldiers have been recruited, 80 percent of whom had already received basic training (the same standard as the ANA) at the Kabul Military Training Center. The ANATF pilot will initially be rolled out in six districts of five provinces.<sup>229</sup>

As reported last quarter, the ANATF's primary function is to secure areas cleared by the ANA and ASSF, and the force will fall under the operational and training command of regular ANA conventional forces at the platoon level and higher. According to USFOR-A, once in place, the ANATF will alert the ANA of insurgent activity by serving as a communications bridge between the local populace and the Afghan security forces. This is intended to increase local security at the district level, secure and retain key government infrastructure, and prevent insurgent and terrorist freedom of movement. USFOR-A said that typical ANATF operations may include patrolling the district area, providing a quick-reaction force or humanitarian aid, conducting area reconnaissance, engaging with local and government

leaders, and establishing cordons, observation posts, and checkpoints as needed.<sup>230</sup>

## AFGHAN NATIONAL POLICE

As of June 30, 2018, the United States had obligated \$21.3 billion and disbursed \$21 billion of ASFF funds to build, train, equip, and sustain the ANP.<sup>231</sup>

### ANP Strength

This quarter, USFOR-A classified unit-level ANP authorized-strength figures. Detailed assigned-and authorized-strength information will appear only in the classified annex to this report. SIGAR’s questions about ANP strength can be found in Appendix E of this report.

According to DOD, the ANP’s total authorized (goal) end strength was 124,626, a considerable decrease from the 157,000 personnel authorized in 2016 and 2017. DOD reported in June that this was due to the transfer of the majority of ABP and ANCOP personnel from MOI to MOD. DOD said that while there was a 20 percent reduction in MOI’s total force size, the MOI headquarters “did not reduce at commensurate levels.”<sup>232</sup> The top-line assigned, or actual, strength of the ANP, as of April 30, 2018, was 117,952 personnel, including 24,216 officers, 35,032 noncommissioned officers, and 58,704 patrolmen. This figure represents a 30,758-person decrease since April 2017, most of which was due to the transfer of 30,686 ANCOP and ABP personnel to MOD. This means the other ANP elements lost only 69 personnel compared to the same period last year.<sup>233</sup>

With the changes to authorization and strength this quarter, the ANP was at 94.6 percent of its authorized strength in April 2018, or 6,674 personnel short of their goal strength. This is a nearly two-point fall from the 96.3 percent one year prior.<sup>234</sup>

TABLE 3.8

MAJOR EQUIPMENT ITEMS PROVIDED TO ANP, MARCH–MAY 2018				
Equipment Type	Equipment Description	Units Issued in Quarter	Unit Cost	Total Cost*
Vehicle	M1152 HMMWV (Humvee)	40	\$294,000	\$11,760,000
Vehicle	M1151 HMMWV (Humvee)	40	237,000	9,480,000
Weapon	PKM (Rapid Fire) Machine Gun	300	4,300	1,200,000
Weapon	M9 9MM Pistol	325	682	221,000
Weapon	7.62 x 54R Sniper Rifle	42	1,500	66,000
<b>Total</b>				<b>\$22,727,000</b>

Note: \*Figures were rounded by CSTC-A.

Source: CSTC-A, response to SIGAR data call, 6/22/2018 and 7/18/2018.



## ANP Attrition

USFOR-A provided limited ANP attrition information this quarter in an unclassified format. A detailed analysis of attrition by ANP force element will be provided in the classified annex to this report. SIGAR's questions about ANP attrition can be found in Appendix E.

As of April 30, 2018, CSTC-A reported that ANP monthly attrition averaged between 1 to 1.5 percent over the preceding three months, a slight improvement from the 2 percent average attrition reported over the previous quarter. The attrition rates were calculated from data provided by the ANP; CSTC-A said they are unable to validate the data for accuracy.<sup>235</sup>

## ANP Sustainment

As of June 30, 2018, the United States had obligated \$9.1 billion and disbursed \$8.9 billion of ASFF for ANP sustainment.<sup>236</sup> CSTC-A reported this quarter that the total amount expended for ANP sustainment requirements thus far for Afghan FY 1397 (beginning December 21, 2017) was \$29.5 million through May 28, 2018, the majority of which were spent on ANP salaries and incentives and non-payroll-related expenses such as electricity and fuel. CSTC-A disbursed \$17.3 million in salary and incentive pay for the ANP, \$12.2 million for services (such as electricity, security, and telecommunication), and roughly \$31,000 for assets (such as land, infrastructure improvements, communications equipment).<sup>237</sup>

According to CSTC-A, the total estimated annual ANP salary and incentive costs for FY 2018 will be \$140.1 million to be paid via LOTFA, the majority of which will come from donor nations other than the United States.<sup>238</sup>

## ANP Equipment and Transportation

As of June 30, 2018, the United States had obligated and disbursed \$4.7 billion of ASFF for ANP equipment and transportation.<sup>239</sup>

As seen in Table 3.8, CSTC-A reported the major items of equipment provided to the ANP from March 1, 2018, through May 30, 2018. During that period, the ANP received several major items of equipment valued at a total of roughly \$22.7 million, significantly less than last quarter's \$211.3 million. Of this amount, the procurement of 40 each of the M1151 and M1152 variants of HMMWV (armored troop-transport vehicles) made up the bulk of the expense, at \$21.2 million. Following these, the costliest items were 300 rapid-fire machine guns (\$1.2 million).<sup>240</sup>

## Equipment Operational Readiness

This quarter USFOR-A classified the data concerning the ANP's equipment readiness. The questions SIGAR asked about ANP equipment readiness can be found in Appendix E of this report. SIGAR will report on ANP equipment readiness in the classified annex.

## ANP Infrastructure

As of June 30, 2018, the United States had obligated \$3.2 billion and disbursed \$3.1 billion of ASFF for ANP infrastructure.<sup>241</sup> According to CSTC-A, as of May 31, 2018, the United States had completed a total of 763 ANP infrastructure projects in Afghanistan valued at roughly \$3.0 billion. CSTC-A reported that the estimated total sustainment costs for ANP infrastructure in FY 2018 is unchanged since last quarter at \$71.7 million.<sup>242</sup> CSTC-A reported 18 ongoing projects from February 1 through May 31, 2018, valued at roughly \$51.6 million, seven fewer projects than last quarter. CSTC-A also reported that eight projects were completed this quarter, valued at a total cost of about \$47.8 million, including the large, \$43.5 million information-technology server installation at MOI Headquarters in Kabul. During the reporting period, one project (valued at roughly \$600,000) was awarded to build a police special forces (National Mission Unit) training facility in Mazar-e Sharif.<sup>243</sup> The largest ongoing ANP infrastructure projects this quarter were all Women's Participation Program projects: the first phase of the Women's Police Town in Kabul, funded by the NATO ANA Trust Fund (\$23.6 million) and scheduled to be completed by late November 2018; compounds for women at the Kabul Police Academy to be completed by June 2019 (\$7.1 million); a women's training facility at the Police Central Training Command in Kabul, which will now be completed earlier, in October 2018 (\$3.9 million).<sup>244</sup>

CSTC-A reported this quarter that there were five ANP infrastructure projects in the planning phase, valued at approximately \$145 million. Three of these projects are the remaining three phases of the Women's Police Town, valued at roughly \$82 million total (which DOD is not funding), with the last phase estimated for completion by July 2022. The remaining two projects were a CCTV system for Kabul security (roughly \$63 million) and a water-purification system for an ANP regional training center (about \$70,000).<sup>245</sup>

## ANP Training and Operations

As of June 30, 2018, the United States had obligated \$4.4 billion and disbursed \$4.2 billion of ASFF for ANP and MOI training and operations.<sup>246</sup>

According to CSTC-A, there are no new ASFF-funded training programs to report this quarter.<sup>247</sup> The latest ANP training contracts are listed in Table 3.9.

## Afghan Local Police

ALP members, known as "guardians," are usually local citizens selected by village elders or local leaders to protect their communities against insurgent attack, guard facilities, and conduct local counterinsurgency missions.<sup>248</sup>

While the ANP's personnel costs are paid via the LOTFA, only DOD funds the ALP, including personnel and other costs. The United States will provide

TABLE 3.9

<b>ACTIVE ANP TRAINING CONTRACTS AS OF MARCH 2018</b>				
<b>Case ID</b>	<b>Contract Description</b>	<b>Contractor</b>	<b>Contract Dates</b>	<b>Contract Value</b>
W5-B-UAD	ANP and MOI Advisors and Mentors	DynCorp International	12/1/2017-5/31/2019	\$74,687,195
7H-B-UAA	ANP and MOI Advisors and Mentors	TBD	12/1/2017-5/31/2018	27,990,079
W5-B-UAX	Afghan Special Security Forces Training for the ANP	Raytheon	9/30/2017-N/A	13,889,977
W5-B-UBR	Afghan Logistics Specialists for the ANP	OT Training Solutions	7/1/2017-7/31/2018	3,226,010
W5-B-UCZ	Gender Occupational Opportunity Development Program for the ANP	Raytheon	12/1/2017-11/30/2018	1,649,790
W5-B-UCX	Counter-IED Training for the ANP	Raytheon	1/1/2018-N/A	1,114,958
<b>Total Cost of Highest-Value Training Contracts</b>				<b>\$122,558,009</b>

Source: CSTC-A, response to SIGAR data call, 3/22/2018 and 6/22/2018; OSD-P response to SIGAR vetting, 7/27/2018.

an estimated \$45.6 million to fund salaries and incentives for the ALP in FY 2018. Funding for the ALP’s personnel costs is provided directly to the Afghan government.<sup>249</sup> Although the ALP is overseen by the MOI, it is not counted toward the ANDSF’s authorized end strength.<sup>250</sup>

As of May 6, 2018, the NATO Special Operations Component Command-Afghanistan (NSOCC-A) reported that according to the ALP Staff Directorate, the ALP has roughly 29,000 guardians on hand, roughly 25,000 of whom are trained, about 4,000 untrained, and about 250 in training. The ALP’s strength has been largely consistent compared to last quarter and last year, but the number of trained personnel fell by roughly 250 personnel, and the number of untrained personnel increased by roughly 300 personnel since the same period last year.<sup>251</sup> However, the percentage of the force that is untrained remained at around 14 percent, the same as last quarter.

This quarter, NSOCC-A reported on the ALP’s continuing efforts to enroll personnel in APPS, to transition ALP salary payments to an electronic funds-transfer (EFT) process, and to inventory materiel. According to NSOCC-A, as of May 15, 2018, roughly 80 percent of ALP have been slotted into APPS, a substantial increase from the 68 percent reported last quarter. However, only about 50 percent of the force has been through the Personnel Asset Inventory (PAI) process.<sup>252</sup> NSOCC-A noted that the gulf between the percentages of the ALP slotted into APPS versus completing the PAI process was due to APPS slotting only requiring verification from the ALP district commander that an individual slotted is an active ALP guardian. To complete the PAI, ALP guardians must be enrolled biometrically in-person.<sup>253</sup>

NSOCC-A said that a renewed effort is taking place within the MOI to ensure the ALP PAI is prioritized. On May 1, 2018, several PAI registration teams were deployed to Balkh, Samangan, Kandahar, Parwan, Daykundi, Kunduz, Uruzgan, and Zabul Provinces, with each team to remain in these provinces for 30 days. The provincial police chiefs have been ordered by the ALP Director to conduct PAI registration on every ALP guardian present for duty, with the ALP chiefs of each provincial police headquarters



**ANP commandos** from the General Command of Police Special Units conduct clearing operations in Logar Province in late April. (U.S. Army photo by Sergeant Paul Sale)

providing daily updates on the ALP PAI numbers and biometric enrollment. The Coalition's regional commands have also been sent information on this effort to increase their visibility and oversight.<sup>254</sup> NSOCC-A clarified in July that salaries are not being denied to ALP personnel who have not been through the PAI.<sup>255</sup>

NSOCC-A reported no change to the estimated \$90 million of ASFF needed to fund the ALP for FY 2018 (assuming an ALP force authorization of 30,000 personnel).<sup>256</sup> Additionally, CSTC-A reported that between December 21, 2017, and May 20, 2018, CSTC-A spent \$6.7 million on stipends for the ALP.<sup>257</sup> Consistent with last quarter, about 85 percent of the ALP have been enrolled in EFT or Mobile Money to receive their salaries electronically.<sup>258</sup>

NSOCC-A reported several efforts are under way to assess ALP reform, including the above-mentioned personnel reforms, addressing power-brokers' (parliamentarians, chiefs of police, etc.) sway over the ALP, and conducting district assessments. This quarter, the ALP's Coalition advisors received the latest quarterly report on the influence of powerbrokers in the ALP from the ALP staff directorate. NSOCC-A reported that the ALP continue to make progress in eliminating powerbroker influence. As of May 20, 2018, the ALP reported only 62 ALP guardians remain under the sway of powerbrokers, a 68 percent decline from the 195 personnel from November 2017. NSOCC-A says the reduction is due to "a new reporting process and the elimination of ghost personnel."<sup>259</sup>

NSOCC-A confirmed this quarter that ALP district assessments resumed in February 2018. Since that time, the ALP staff directorate has conducted

eight district assessments in police Zone 808 (Baghlan and Kunduz Provinces) and Zone 606 (Herat Province).<sup>260</sup>

## WOMEN IN THE ANDSF

According to the RS Gender Advisor Office, as of April 25, 2018, there were 4,543 women serving in the ANDSF, an increase of 208 personnel since last quarter, but still only 1.4 percent of the entire ANDSF's assigned strength. Of the total female personnel in the ANDSF, 3,231 were in the ANP and 1,312 were in the ANA. Included in the ANA figure are 19 women in the ASSF and 103 in the AAF. Of the women in the ANP, ANA, ASSF, and AAF, there were 1,431 officers, 1,623 noncommissioned officers, 1,356 enlisted personnel, and 133 cadets. The number of female personnel rose across all branches, with the exception of the ASSF, which experienced a substantial decline of 53 women since March 3, 2018.<sup>261</sup>



**Two AAF female pilots** celebrate their graduation from fixed-wing flight training in the Czech Republic. They are the AAF's second and third female pilots to become mission-qualified. (USAF photo by 1st Lieutenant Erin Recanzone)



RS Gender Affairs reported that there is currently no authorized strength for female ANDSF personnel due to the tashkil being revised for both the ANA and ANP to “better reflect the realities of women serving in the military and police (i.e. career fields, geographic locations, career progression, etc.)” RS said that the authorized strength for ANDSF women would therefore be “in flux” until the respective tashkils are amended and approved by the ministers of defense and interior. RS did report this quarter that the MOD has reassessed its goals for ANA female recruitment. The previously proposed target for female-only positions had been an annual increase of 1,600 for the next four years, or 400 new female recruits per quarter. The new target is 6,425 over eight years; roughly 200 per quarter. CSTC-A said this is considered a more realistic target. The target for ANP women’s recruitment still has not been finalized.<sup>262</sup>

In response to questions this quarter about the performance of female ANDSF personnel, RS responded that it is difficult to gauge overall performance, as few records of performance assessments exist for any personnel of either gender. Female ANA personnel are drawn from a wide range of educational backgrounds and skill levels.<sup>263</sup>

Based on anecdotal reporting, RS says ANDSF women have performed well in a variety of support and staff functions. However, opportunities for female personnel are limited by the number of authorized positions and, in some cases, reluctance to be assigned outside of Kabul. Further, female ANA and ANP personnel are not always given assignments appropriate to their rank or qualifications, and are often assigned menial tasks unrelated to their job description.<sup>264</sup>

Literacy rates among female ANA personnel are high, because the majority of women are recruited as NCOs or officers, for whom literacy is required. In the Female Tactical Platoon, 100 percent are literate. Female ANP NCOs are particularly difficult to assess because their training is conducted in Turkey, separate from their male counterparts, and because ANP female personnel perform different roles in police units.<sup>265</sup>



**Afghan soldiers** drill on casualty evacuation with a UH-60 helicopter. (USMC photo by Sergeant Luke Hoogendam)

## ANDSF MEDICAL AND HEALTH CARE

This quarter, USFOR-A provided unclassified, assigned-strength figures for ANDSF medical personnel for the first time since they were classified in October 2017.

As of May 10, 2018, there were 924 physicians (a two-person increase compared to April 2017), and 2,694 other medical staff (a 191-person decrease) in the ANDSF healthcare system. A number of positions remained unfilled, including: 338 physician positions (26.8 percent of those required) and 544 other medical positions (16.8 percent).<sup>266</sup> On April 30, 2018, the commander of ANA Medical Command and the ANP Surgeon General signed an immunization policy prescribing periodic immunization

of ANDSF personnel. The implementation of this policy is expected to reduce personnel losses from vaccine-preventable diseases.<sup>267</sup>

Funding for Phase Three of the Afghan National Police Hospital renovation project was secured during a June 26 review in which MOI allocated \$24 million to support the project.<sup>268</sup>

This quarter, the Office of the Surgeon General (OTSG) won MOI approval for 56 additional OTSG Tashkil positions. These positions—four police and four civilians in seven ANP zones—are necessary to staff ANP zone medical supply points. CSTC-A reported that OTSG made this increase affordable by offsetting requirements for police positions by using internal bill payers and senior civilian positions. CSTC-A further reported that OTSG has achieved the personnel and structure necessary to transform from a Kabul-centric focus to a nationwide staff, and is realigning staff functions and organization for a larger, national mission.<sup>269</sup>

The ANA is currently implementing CoreIMS (the ANDSF's electronic inventory management system) at its Regional Military Hospitals. According to CSTC-A, implementation is currently 71 percent complete with the goal of being fully operational by August 2018. CSTC-A reports that the ANDSF's use of medics with little or no training has resulted in many preventable casualties in the ANA and ANP. RS advisors initiated in March 2018 a **Self-Aid Buddy Care Policy** in ANA and ANP in order to improve casualty survival rates. Current efforts are focused on standardizing medic training across the ANA and ANP.<sup>270</sup>

In another effort to address casualties, the AAF's medical evacuation (MEDEVAC) and casualty evacuation (CASEVAC) systems transported increased numbers of casualties this quarter. CSTC-A reports that all AAF UH-60s are intended to be equipped with Combat Lifesaver first-aid kits and emergency stretchers, in order to enhance their CASEVAC capability. All AAF UH-60s are to be multirole, capable of switching quickly to MEDEVAC and CASEVAC missions as necessary.<sup>271</sup>

---

**Self-Aid Buddy Care Policy:** a policy mandating that all ANDSF soldiers and police receive damage-control first-aid training during their initial basic training course. Refresher training is required every two years. The training provides skills in establishing and maintaining a simple airway, controlling a hemorrhage by the application of a tourniquet or pressure at point of bleeding, preventing hypothermia and shock, and the fundamentals of preparing a wounded soldier for medical evacuation.

---

Source: USFOR-A, response to SIGAR vetting, 7/13/2018.

## REMOVING UNEXPLODED ORDNANCE

According to the UN, Afghanistan is one of the countries most affected by landmines and explosive remnants of war (ERW) such as live shells and bombs.<sup>272</sup> The Department of State's (State) Bureau of Political-Military Affairs' Office of Weapons Removal and Abatement (PM/WRA) manages the conventional-weapons destruction program in Afghanistan. Since FY 2002, State has provided \$378.7 million in weapons-destruction and humanitarian mine-action assistance to Afghanistan. (An additional \$11.6 million was provided between 1997 and 2001 before the current U.S. reconstruction effort.) PM/WRA has two-year funding and has so far obligated \$18.7 million of its FY 2017 funds. Additional funding will be noted in subsequent SIGAR reports.<sup>273</sup>

# SECURITY

TABLE 3.10

CONVENTIONAL-WEAPONS DESTRUCTION PROGRAM METRICS, FISCAL YEARS 2010–2018						
Fiscal Year	Minefields Cleared (m <sup>2</sup> )	AT/AP Destroyed	UXO Destroyed	SAA Destroyed	Fragments Cleared <sup>a</sup>	Estimated Contaminated Area Remaining (m <sup>2</sup> ) <sup>a</sup>
2010	39,337,557	13,879	663,162	1,602,267	4,339,235	650,662,000
2011	31,644,360	10,504	345,029	2,393,725	21,966,347	602,000,000
2012	46,783,527	11,830	344,363	1,058,760	22,912,702	550,000,000
2013	25,059,918	6,431	203,024	275,697	10,148,683	521,000,000
2014	22,071,212	12,397	287,331	346,484	9,415,712	511,600,000
2015	12,101,386	2,134	33,078	88,798	4,062,478	570,800,000
2016	27,856,346	6,493	6,289	91,563	9,616,485	607,600,000
2017	31,897,313	6,646	37,632	88,261	1,158,886	547,000,000
2018 <sup>b</sup>	9,365,904	1,623	17,241	41,179	(No data)	591,700,000
<b>Total</b>	<b>246,117,523</b>	<b>71,937</b>	<b>1,937,149</b>	<b>5,986,734</b>	<b>83,620,528</b>	<b>591,700,000</b>

Note: AT/AP = anti-tank/anti-personnel ordnance. UXO = unexploded ordnance. SAA = small arms ammunition.

Fragments are reported because their clearance requires the same care as for other objects until their nature is determined. There are about 4,047 square meters (m<sup>2</sup>) to an acre.

<sup>a</sup> Total area of contaminated land fluctuates as clearance activities reduce hazardous areas while ongoing survey identifies and adds new contaminated land in the Information Management System for Mine Action (IMSMA) database.

<sup>b</sup> Partial fiscal year (10/1/2017–3/31/2018) results only.

Source: PM/WRA, response to SIGAR data call, 6/22/2018.

State directly funds seven Afghan nongovernmental organizations (NGOs), four international NGOs, and one U.S.-based higher-education institution. These funds enable clearing areas contaminated by ERW and support clearing conventional weapons used by insurgents to construct roadside bombs and other improvised explosive devices (IEDs). From 2002 through March 31, 2018, State-funded implementing partners have cleared more than 246.1 million square meters of land (95 square miles, or nearly 1.5 times the land area of Washington, DC) and removed or destroyed approximately eight million landmines and other ERW such as unexploded ordnance (UXO), abandoned ordnance (AO), stockpiled munitions, and homemade explosives. Table 3.10 shows conventional weapons destruction figures, FY 2010–2018.<sup>274</sup>

For the first time in Afghanistan, a group of women in Bamyan Province received demining training and learned techniques for defusing mines and explosive ammunition.<sup>275</sup>

According to the UN, the security situation remains volatile with 5,675 security incidents reported between mid-February and mid-May 2018. IEDs accounted for 15 percent of all incidents.<sup>276</sup> Between January 1 and March 31, 2018, IEDs, including complex, suicide and non-suicide attacks resulted in over 1,000 casualties.<sup>277</sup> There were 274 civilian casualties due to landmines and ERW during the first quarter of 2018, a 54 percent decrease compared with the same period in 2017. In the first quarter of 2018, 89 percent of ERW victims were children—an 8 percent increase year-on-year.<sup>278</sup>

The estimated total area of contaminated land continues to fluctuate: clearance activities reduce the extent of hazardous areas, but ongoing survey activities find new contaminated land. At the beginning of this quarter, there were 575 square kilometers (222 square miles) of contaminated minefields and battlefields. Following this quarter, the total known contaminated area was 592 square kilometers (229 square miles) in 3,842 hazard areas. PM/WRA defines a minefield as the area contaminated by landmines, whereas a contaminated area can include both landmines and other ERW.<sup>279</sup>

USAID, in partnership with the UN Mine Action Service (UNMAS), provides services for victims and survivors of mines and ERW, as well as for civilians affected by conflict and persons with disabilities, most recently through the Afghan Civilian Assistance Program (ACAP) III. This \$19.6 million nationwide program ran from April 2015 to February 2018, and provided immediate and short-term assistance to over 149,000 civilian victims of conflict, including ERW victims.<sup>280</sup> USAID's final evaluation found that assistance activities were relevant and effective based on beneficiaries' comments, and the project's approach to building awareness of assistance programs was highly effective. Yet, the evaluation concluded that the project did not meet broad governance goals, one being to strengthen Afghan government capabilities to identify and respond to the needs of its citizens.<sup>281</sup>

USAID is in the process of awarding Conflict Mitigation Assistance for Civilians (COMAC) to take over ACAP III's activities. COMAC is a five-year program with an estimated cost of \$39 million. The program, which began March 2018, is based in Kabul with regional offices in Herat, Kandahar, Jalalabad, and Mazar-e Sharif that aim to support delivery of victims' assistance to at least 50,000 Afghan families. It will also focus on developing the Afghan government's capacity to deliver victims' assistance.<sup>282</sup>

Afghanistan is a signatory of the UN Ottawa Treaty on antipersonnel mines, which requires it to be mine-free by 2023. According to UNMAS, Afghan government compliance is lagging, with funding dropping to 41 percent of 2011 levels. To help meet its international commitments, Afghanistan requested \$85.1 million for clearance activities this year.<sup>283</sup>

## SIGAR FINANCIAL AUDITS

SIGAR is conducting two financial audits on Janus Global Operations LLC contracts with the U.S. Army Engineering and Support Center:

- audit of contract W912DY-10-D-0016 for costs incurred during the period January 1, 2016, through May 1, 2017, totaling \$20 million under the program Afghanistan-wide Mine, Battle Area, and Range Clearance-Phase II, Effort I
- audit of contract W912DY-10-D-0016 for costs incurred during the period December 1, 2015, through December 1, 2017, totaling \$144.2 million under the program Afghanistan-wide Mine, Battle Area, and Range Clearance-Phase II, Effort II

## GOVERNANCE CONTENTS

Key Issues and Events	111
U.S. Reconstruction Funding for Governance	111
Reconciliation and Reintegration	112
Quarterly Highlight: Previous Nationwide Ceasefires and Localized Truces in Post-2001 Afghanistan	114
Quarterly Highlight: Lessons from the Afghanistan Peace and Reintegration Program	117
Challenges in Adapting Development Programs for Reintegration Objectives	118
Afghanistan Compact	121
Electoral Reform	121
U.S. Assistance to the Afghan Government Budget	123
National Governance	128
Subnational Governance	130
Rule of Law and Anticorruption	133
Refugees and Internal Displacement	142
Gender	144



## GOVERNANCE

### KEY ISSUES AND EVENTS

Reconciliation-related matters dominated this quarter's events following President Ashraf Ghani's June 7, 2018, announcement of a temporary halt to offensive operations against the Taliban. The Taliban eventually reciprocated and, on June 15, began a three-day ceasefire with the Afghan government. The following matters are described at length below: efforts to reach a peace agreement with the Taliban, a review of past ceasefires and truces, an update on the implementation of the peace agreement with Hezb-e Islami Gulbuddin (HIG), an update on recent grassroots peace efforts, and lessons from the Afghan government's Afghanistan Peace and Reintegration Program (APRP).

Effective March 1, 2018, but not formally communicated until July 11, 2018, USAID canceled its August 2015 memorandum of understanding with the Ministry of Finance for the \$800 million New Development Partnership (NDP). As of June 30, USAID had disbursed \$380 million of the planned \$800 million set aside to encourage Afghan government achievement of the NDP development results. According to USAID, the remaining NDP funds will be pooled with their other resources that they intend to provide to the World Bank-administered Afghanistan Reconstruction Trust Fund (ARTF). It is unclear what effect the termination of NDP will have on Afghan government's achievement of NDP reform goals that USAID once considered important.<sup>284</sup>

On July 14, Afghanistan's main political parties called for the Afghan government to suspend all electoral activities in preparation for the October 2018 parliamentary and district council elections. The political parties claimed that the current processes are insufficient to stop fraud. The Afghan government's election body responded that the demands are being made too late.<sup>285</sup>

### U.S. RECONSTRUCTION FUNDING FOR GOVERNANCE

As of June 30, 2018, the United States had provided more than \$33.0 billion to support governance and economic development in Afghanistan. Most of this funding, nearly \$19.9 billion, was appropriated to the Economic Support Fund (ESF) administered by the State Department (State) and the U.S. Agency for International Development (USAID).<sup>286</sup>

**As of March, the Department of Justice (DOJ) attaché views the situation in Afghanistan as “consistent with a largely lawless, weak, and dysfunctional government” with many corruption cases languishing due to the lack of political will—rather than capacity—of the Afghan government. These concerns are consistent with comments IG Sopko heard during his June 2018 trip to Afghanistan. SIGAR plans to follow up in its new anticorruption review on concerns raised by DOJ, DEA, INL, and others regarding key Afghan institutions such as the ACJC, CNJC, and Attorney General's Office.**

Source: DOJ, Department of Justice/Office of the Deputy Attorney General-INL Inter-Agency Agreement (December 30, 2016) Amendment One Counter-Corruption, Major Crimes, Counternarcotics, and National Security Investigation and Prosecution Program Quarterly Progress Report Second Quarter, FY 2018 (January 2018–March 2018), 3/2018, p. 6.

## RECONCILIATION AND REINTEGRATION

### Peace Efforts with the Taliban

The U.S. and Afghan governments agree that the best way to ensure lasting peace and security in Afghanistan is reconciliation and a sustainable political settlement with the Taliban.<sup>287</sup>

On July 9, Secretary of State Michael R. Pompeo called on the Taliban to enter peace talks, saying the Taliban “cannot wait us out.” Secretary Pompeo said that while the U.S. role in peace talks is important, “We can’t settle this from the outside.” He concluded that the U.S. approach in Afghanistan is working.<sup>288</sup>

The work that we have done to demonstrate to the Taliban that the continuation of fighting will lead them to a bad outcome, not one that’s in the best interests of the people in the regions where they operate, each of those are hallmarks of real progress.

This quarter, the United Nations Assistance Mission in Afghanistan’s (UNAMA) director of peace and reconciliation, Steve Brooking (speaking publicly, but in his personal capacity), described the current situation in Afghanistan as a **mutually hurting stalemate**. Further, he argued that the presidential elections scheduled for April 2019 could handicap President Ghani’s peace efforts: “Why would anyone make a deal with the government under the current circumstances?”<sup>289</sup> Brooking’s comments echoed those of the UN Secretary-General, who said the fragmented political environment in Afghanistan poses a challenge for the forthcoming elections, governance, and reconciliation.<sup>290</sup>

On June 7, the Afghan government announced a temporary halt to offensive operations against the Taliban. U.S. Deputy Assistant to the President and Senior Director for South and Central Asia Lisa Curtis described this as a “courageous initiative” and a “significant tangible initiative with the real potential to reduce violence.” On the day of the announced unilateral ceasefire, Curtis expressed the hope that the Taliban would reciprocate, saying such an action would represent an “unprecedented step forward in the peace process.”<sup>291</sup>

U.S. forces in Afghanistan agreed to honor the Afghan government’s ceasefire that covered the end of the Islamic holy month of Ramadan. The ceasefire did not extend to U.S. counterterrorism efforts against Islamic State-Khorasan (IS-K), al-Qaeda, and other regional and international terrorist groups.<sup>292</sup>

The Taliban eventually reciprocated and, on June 15, began a three-day ceasefire with the Afghan government. According to State, many assessed the Taliban ceasefire as a response to President Ghani’s June 7 announcement of an eight-day cease fire. The BBC, however, reported that a Taliban statement explicitly denied this connection.<sup>293</sup>

**A mutually hurting stalemate (MHS):** is a situation wherein parties find themselves locked in a conflict from which they cannot escalate to victory, and this deadlock is painful to both of them (although not necessarily in equal degree or for the same reasons). The MHS concept is associated with the concept of ripeness (the point at which parties grab on to proposals that usually have been in the air for a long time and that only now appear attractive).

Source: I William Zartman, “The timing of peace initiatives: Hurting stalemates and ripe moments,” *The Global Review of Ethnopolitics*, vol. 1, no. 1 (2001), p. 8.

The overlapping ceasefires held through the three-day period, leading to joint spontaneous meetings (and participation in Eid holiday celebrations) among combined groups of Afghan civilians, Taliban, and members of the Afghan security forces.<sup>294</sup> According to Reuters, dozens of unarmed Taliban entered Kabul, causing traffic jams as citizens stopped to take photos of the fighters carrying the Taliban flag. Additional peaceful meetings between Afghan security forces and Taliban fighters were reported in Nangarhar, Logar, Zabul, Wardak, Helmand, and Kunduz Provinces. IS-K interrupted some of these overtures when it claimed credit for an attack on June 16 against a gathering of Afghan security force and Taliban personnel that killed at least 26 people in Nangarhar Province.<sup>295</sup>

On June 16, President Ghani announced an extension of the Afghan government's ceasefire. Once again, U.S. and NATO forces agreed to conform to the Afghan government's initiative.<sup>296</sup> The Taliban, however, did not reciprocate.<sup>297</sup>

On June 27, President Ghani, in an opinion piece published in the *New York Times*, described his offer of a unilateral ceasefire as “the most difficult decision I have made” and a rejection of the “perceived wisdom of the analysts and observers.” Further, he offered to “sit and negotiate with the Taliban’s leader, Mawlawi Haibatullah Akhundzada, anywhere he wants.”<sup>298</sup>

On June 30, President Ghani announced the formal end of the Afghan government's ceasefire.<sup>299</sup>

Despite the ceasefire, State says the Taliban have yet to respond positively to President Ghani's peace offer at the Kabul Process Conference in February. President Ghani's offer (described by U.S. Ambassador to Afghanistan John Bass as “courageous”) raised the idea of the Taliban becoming a political party and pursuing constitutional amendments through the prescribed legal process.<sup>300</sup> Despite the February offer from President Ghani, the Taliban announced its annual spring offensive campaign on April 25, this year named “Al-Khandaq” (a reference to a historic battle from the year 627) without mentioning President Ghani's February peace offer.<sup>301</sup>

State says that while the Taliban continue to publicly claim that they support a peaceful solution to the Afghan war, they have not yet agreed to peace talks with the Afghan government. On February 14, the Taliban published a letter to the American people demanding an end to the U.S. “occupation,” and urging the United States to stop fighting and negotiate with the Taliban directly.<sup>302</sup> On June 16, Secretary of State Pompeo promised U.S. support, facilitation, and participation in Afghan government peace talks with the Taliban that “by necessity would include a discussion of the role of international actors and forces.”<sup>303</sup>

## PREVIOUS NATIONWIDE CEASEFIRES AND LOCALIZED TRUCES IN POST-2001 AFGHANISTAN

While this quarter's three-day overlapping ceasefires of the Afghan government, international military forces, and Taliban represent the first time President Ghani initiated a nationwide ceasefire with the Taliban (after having called for such a ceasefire at the February 28, 2018, Kabul Process Conference), this is not—contrary to the claims of some news articles—the first nationwide ceasefire since the war began.<sup>304</sup> Other nationwide overlapping ceasefires from Afghanistan's recent past include:

- In 2008, the Afghan government, international military forces, and the Taliban each announced ceasefires coinciding with international peace day (September 21). According to the UN, violence was recorded as being 70 percent lower on September 21, 2008 (though it is not clear what was used as a point of comparison).<sup>305</sup>
- In 2009, the Afghan government, international military forces, and the Taliban announced new ceasefires coinciding with international peace day. According to the UN, the 24-hour ceasefire held with only isolated security incidents reported. The UN cited NATO and MOD officials saying that the “day appeared much quieter than usual, with only a scattering of minor incidents and no serious casualties.” In 2009, international peace day fell during the Eid ul-Fitr celebrations.<sup>306</sup>

The UN tried again to encourage peace in 2010 and 2011. However, these hopes were dashed when on the day before international peace day in 2011, the head of Afghanistan's High Peace Council and former president of Afghanistan Burhanuddin Rabbani was assassinated in a bomb attack that also injured several Afghan government officials tasked with peace and reintegration.<sup>307</sup>

In addition to nationwide ceasefires, there are past reports of more localized truces and ceasefires (including fraternization between Afghan government and insurgent fighters) of various duration and geographic coverage. Examples of such reporting include:

- In 2011, the Institute of War and Peace Reporting (IWPR) described a tacit nonaggression agreement between Afghan security forces and insurgents in Alasay District, Kapisa Province. According to IWPR, both Taliban and Afghan government security forces were observed, armed, in the district's market. Additionally, IWPR reported that fighters from both sides were known to attend each other's weddings and funerals.<sup>308</sup>
- In July 2013 and April 2014, DOD described increased reports of localized ceasefires and truces between Afghan security forces and insurgents. At the time, DOD said these agreements, though comparatively rare,



**A reintegrated fighter** from Badghis Province leading his men to surrender their weapons in 2012. (Resolute Support Media photo)

were not considered to be a “major problem” nor a “significant threat to the campaign.” DOD felt that such local ceasefires could have a negative effect on the Afghan security forces if these forces entered into an accommodation with insurgents. According to DOD, the Afghan government had not endorsed these ceasefires.<sup>309</sup>

- In the fall of 2015, Afghan media reported on a formal deal signed between Afghan government officials, the Taliban, and local elders meant to stop attacks in the Dahanah-ye Ghor area of Baghlan Province. In February 2016, Afghanistan’s minister of border and tribal affairs was quoted openly defending the agreement, saying the Afghan government had agreed to not use heavy weapons in the area. The agreement reportedly broke down after three weeks when Taliban forces began attacking Afghan government checkpoints near the provincial capital.<sup>310</sup> UNAMA’s director of peace and reconciliation, Steve Brooking (speaking publicly, but in his personal capacity), recently described the situation differently. In his telling, it was the Afghan government that ended the agreement when it “suddenly decided that they didn’t need the ceasefire [in Dahanah-ye Ghor] anymore and went for it.” He highlighted the collapse of this deal as a cautionary tale in shining the spotlight too heavily on fragile, locally negotiated peace accommodations.<sup>311</sup>

This quarter’s overlapping nationwide ceasefires were longer than previous nationwide ceasefires (from one day in 2008 and 2009, to three days this quarter). However, it remains to be seen whether this quarter’s highly publicized interactions between Taliban and Afghan government forces will prove to be more significant than previously reported interactions. Because the Afghan government’s past policy was to discourage such on-the-ground fraternization, it is possible that past interactions were less publicized.



## Implementation of the Peace Agreement with Hezb-e Islami Gulbuddin

In September 2016, the Afghan government finalized a peace agreement with Gulbuddin Hekmatyar's Hezb-e Islami Gulbuddin (HIG) insurgent group.<sup>312</sup> When the peace deal with HIG was announced, some (including President Ghani) expressed hope that reconciling with Hekmatyar could facilitate a broader peace.<sup>313</sup> According to State, however, the peace agreement with HIG thus far has had no definitive impact on the reconciliation calculations of other resistance groups, including the Taliban. Nevertheless, State considers the peace agreement with HIG an important precedent that will influence other armed groups, particularly leaders who see that Hekmatyar has emerged as an influential political leader.<sup>314</sup>

According to the UN Secretary-General, President Ghani and his supporters have made efforts to strengthen their alliance with the HIG political movement and particularly its founder, Gulbuddin Hekmatyar. The Afghan government has held meetings to discuss implementing the 2016 peace agreement with HIG. As of January 2018, 160 HIG-affiliated prisoners had been released from Pul-e Charkhi, Bagram, and Kandahar prisons, and the Afghan government and HIG have now begun vetting a further 160 prisoners for release under the agreement. The UN Secretary-General reported that the Afghan government allocated land to the Hezb-e Islami leadership in Kabul, Nangarhar, and Laghman Provinces. Additionally, the Afghan government reportedly amended the draft land-allocation decree to include Hezb-e Islami-affiliated returnees to Afghanistan as a priority land allocation category for humanitarian land allocation. The Afghan government also took steps to increase the HIG faction's representation in leadership positions, most notably through a reshuffle of provincial governors in late February, which the UN Secretary-General said rewarded several of Hekmatyar's associates.<sup>315</sup>

## Grassroots Peace Efforts

As reported by the UN Secretary-General, in April, following a suicide attack in a stadium during a wrestling match in Helmand Province, local civil society actors began erecting "peace tents" in the provincial capital. Within days, the movement began to spread across the country, reaching 20 provinces. The protesters called on all combatants to lay down their arms and negotiate a peace deal.<sup>316</sup>

The UN Secretary-General views this movement as an unprecedented nationwide, self-generated civic movement that has largely remained independent of the Afghan government and the Taliban. On May 11, the Helmand protesters announced that they would march to Kabul and appealed to all sides again to lay down their arms and stop killing civilians during the Muslim holy month of Ramadan.<sup>317</sup> The protesters reached Kabul on June 18.<sup>318</sup>

## LESSONS FROM THE AFGHANISTAN PEACE AND REINTEGRATION PROGRAM

On March 31, 2016, the Afghanistan Peace and Reintegration Program (APRP) closed following a decision by APRP donors, the Afghan government, and UNDP.<sup>319</sup> The Afghan government launched its APRP following the June 2010 Consultative Peace Jirga that saw 1,600 Afghan delegates call on the parties to the conflict in Afghanistan to negotiate an end to violence. Various elements of the Afghan government were expected to execute APRP including the security and several civilian ministries.<sup>320</sup>

The APRP operated on two levels: (1) the operational level where reintegration efforts focused on local peace processes with insurgent foot soldiers, small groups, and local leaders and (2) the strategic/political level where efforts focused on the leadership of the insurgency.<sup>321</sup> In the past, State described the APRP—which operated from 2010 to 2016—as the only institutional mechanism within the Afghan government with capacity to pursue both high-level reconciliation negotiations and provincial-level reintegration of insurgent fighters.<sup>322</sup>

To support the Afghan government’s APRP, donors agreed to channel their funds through at least one of three windows: (1) Window A, which was managed by the World Bank, (2) Window B, which was managed by UNDP, and (3) Window C, which was managed by Standard Chartered Bank. The World Bank used the Afghanistan Reconstruction Trust Fund (ARTF) to receive and disburse its reintegration-related assistance.<sup>323</sup> UNDP established a program—named the Afghanistan Peace and Reintegration Programme (APRP)—to provide financial and technical support to the Afghan government’s national- and province-level peace and reintegration bodies.<sup>324</sup> Window C was a unique direct bilateral agreement between the Afghan and the UK governments.<sup>325</sup> (Unless otherwise specified, any references to APRP below refer to the broader, Afghan government reintegration efforts rather than the UNDP’s similarly named program.)

The United States provided \$55 million to support the Afghan government’s reintegration efforts (\$5 million to the UNDP/APRP and \$50 million to support the Afghan government’s reintegration program through the World Bank’s Afghanistan Reconstruction Trust Fund).<sup>326</sup>

Since the end of APRP, State provided another \$3.9 million to the UNDP to support reconciliation, including the activities of the High Peace Council (HPC) in September 2017. While this support was originally to last only through 2017, the initial pilot was extended to June 30, 2018.<sup>327</sup> State and other donors have not yet approved the UNDP’s follow-on Support for Peace and Reconciliation in Afghanistan (SPRA) project. State plans to make an additional \$6 million available to support UNDP’s peace and reconciliation implementation once the SPRA is finalized.<sup>328</sup>

UNDP wrote that the new project would be informed by lessons from APRP, which they described as overly ambitious, assumption-laden and structurally unsustainable, lacking accountability, and producing no satisfactory results.<sup>329</sup> U.S. Deputy Assistant to the President and Senior Director for South and Central Asia Lisa Curtis recently described the APRP as largely unsuccessful and “a cautionary tale about the dangers of graft.”<sup>330</sup>

UNAMA’s director of peace and reconciliation, Steve Brooking (speaking publicly, but in his personal capacity), questioned whether the 11,000 fighters APRP claimed to have reintegrated were actual fighters. Regardless, Brooking concluded the APRP had “zero effect on the actual insurgency and levels of violence” in Afghanistan, offering the following explanations:<sup>331</sup>

- The involvement of NATO forces in APRP caused the Taliban to resist the program as they saw it as a deliberate attempt to lure away and bribe fighters, and fracture their movement. (According to DOD in 2013, NATO/ International Security Assistance Force (ISAF) had established partnering and mentoring relationships

at every level of the APRP structure.) According to Brooking, one of the challenging aspects of discussing reintegration and reconciliation is that, in the UN system, both reintegration and reconciliation occur after a top-down peace agreement.

- Bottom-up peace processes like the APRP were viewed as primarily being about financial resources and, consequently, presented numerous economic rent-seeking opportunities that were exploited by various parties.
- The Afghan government lacked, and continues to lack, capacity at the local level to reintegrate fighters by providing credible security guarantees and a demonstrated capability to create jobs at the local level.

## CHALLENGES IN ADAPTING DEVELOPMENT PROGRAMS FOR REINTEGRATION OBJECTIVES

Previous SIGAR quarterly reports included extensive discussion of the APRP. In particular, SIGAR focused on the use of \$50 million in U.S. contributions to support the Afghan government’s reintegration objectives. These funds were provided to the Ministry of Rural Rehabilitation and Development (MRRD) via the World Bank’s Afghanistan Reconstruction Trust Fund (ARTF). Specifically, these funds supported the Community Recovery Intensification and Prioritization (CRIP) mechanism of MRRD’s well-known National Solidarity Program (NSP).<sup>332</sup> The U.S.-provided reintegration funds for NSP/CRIP were supposed to result in prioritizing the implementation of NSP community development projects in insecure areas to support reintegration goals.<sup>333</sup>

In a UNDP-contracted retrospective evaluation of APRP finalized in July 2016, the authors wrote that MRRD was initially reluctant to engage with the Afghan government’s APRP. MRRD eventually agreed to implement NSP/CRIP (and accept significant funds to implement NSP/CRIP activities) reportedly after being pressured by the Afghan government and the NATO/ISAF (the report does not specify when this happened).<sup>334</sup> In December 2013, DOD reported to SIGAR that the U.S. Embassy had repeatedly engaged MRRD

over the ministry’s failure to link its NSP/CRIP projects with the return of reintegrees. MRRD reportedly responded that it was reluctant to attribute NSP/CRIP projects to the Afghan government’s reintegration efforts “due to fears of reprisal attacks.”<sup>335</sup>

In particularly frank responses provided in 2013 and 2014, State and DOD said they raised SIGAR’s questions with their Afghan government counterparts regarding the extent to which U.S.-provided funds to support reintegration were being used to advance reintegration objectives and found the responses wanting. For example, DOD and State told SIGAR that the \$50 million U.S. contribution for reintegration was not linked, in actual practice, to APRP for fear of endangering NSP nongovernmental facilitating partners. Instead, these funds were subsumed into the broader ARTF budget.<sup>336</sup> In December 2013, DOD told SIGAR that “the low profile of [NSP/CRIP] programming denies the program the peace dividends it is seeking to establish by failing to link community recovery benefits with the return of reintegrees.”<sup>337</sup> State told SIGAR in January 2014, “the presence of reintegrees [did] not drive CRIP activities.”<sup>338</sup> (MRRD had reportedly agreed to direct CRIP activities to those areas in which there was a significant reintegree presence.)<sup>339</sup> Consequently, there is presently no reason to believe that NSP/CRIP community-development projects advanced reintegration objectives more effectively than standard NSP community-development projects unconnected with reintegration.

The fear of associating NSP with political objectives associated with reintegration was not a new concern. In an interview conducted in the course of SIGAR’s 2010 audit of NSP, the director for one NSP nongovernmental facilitating partner stated that having NSP involved in reintegration activities would cause facilitating partners to stop working with MRRD. The director explained that nongovernmental organizations did not wish to damage their reputation with communities by associating their work with a program with such explicit political objectives, like APRP. Despite the warning, this same facilitating partner continued to implement NSP until at least 2016.<sup>340</sup> It appears that in this case, an NSP facilitating partner was able to simultaneously distance itself from politically charged reintegration objectives while

maintaining flexibility to implement according to their preferred methods.

Despite the concerns DOD and State expressed to SIGAR in 2013 and 2014, the World Bank reported in April 2014 that NSP/CRIP-funded activities were progressing well and ARTF grants disbursements were remarkably high.<sup>341</sup>

As SIGAR wrote in 2014, NSP, and by implication similarly structured programs, may not be the optimal delivery mechanism to advance political objectives such as reintegration.<sup>342</sup> This quarter, State responded by saying that SIGAR’s concern could be unfounded since the reported fears of nongovernmental organizations in linking their development work with political objectives (such as reintegration) was “never tested” in actual practice. Additionally, State says that the current political situation and programming is not identical to the past. Therefore, State concludes, “While we should learn from past challenges/failures, it does not necessarily mean that ‘similarly structured programs’ should be ruled out as delivery mechanisms.”)


In January 2014, USAID told SIGAR that it decided to stop “preferencing” or earmarking funds to the NSP after concluding that NSP projects implemented in very insecure areas did not mitigate violence or improve attitudes toward the government in those areas. By the time of that decision, USAID had already disbursed at least \$865 million to the World Bank to support NSP.<sup>343</sup>

More recently, the Afghan government said that its Jobs for Peace program, announced in November 2015, would not only create “short-term employment, but also [address] the political aspects [of the ‘development side of the security-stability equation’] by targeting areas and populations that are especially susceptible to destabilization and insurgent recruitment.”<sup>344</sup> The Jobs for Peace program was consciously modeled on the NSP.<sup>345</sup>

USAID appears to have reversed its 2014 position on the stabilization merits of NSP when it agreed in December 2015 to provide support to the Jobs for Peace program through a \$35 million contribution to NSP.<sup>346</sup> (USAID responded this quarter that it considers “stabilization” to be a loaded term that should not apply to the Jobs for Peace program. Instead, USAID says that the Jobs for Peace program was simply a

“workforce development program” despite the Afghan government labeling it a “jobs-focused stimulus and stabilization program.”)<sup>347</sup>

When SIGAR asked USAID how the Jobs for Peace program would be assessed in advancing its stated political and stabilization objectives, USAID responded that it did not know.<sup>348</sup> SIGAR continued to ask USAID, until last quarter, how the Jobs for Peace program and its successor the Citizens Charter initiative will be assessed on its political objectives. In each response since March 2016, USAID said they had no answer.<sup>349</sup> USAID/Afghanistan insists that, as a policy, they are “out of the stabilization business” and have no new or continuing stabilization efforts since December 28, 2015.<sup>350</sup>



**Men in Herat Province** open a reservoir valve for a project supported by the National Solidarity Program. (Development Pictures photo by Sam French)



On June 19, President Ghani met with the peace protesters in Kabul to hear their demands. He said that his decision to extend the Afghan government's unilateral ceasefire for 10 more days was in response to demands by the Helmand protesters.<sup>351</sup>

On June 23, the estimated 70 Helmand peace-convoys members who had walked the 700 kilometers from Helmand to Kabul announced that they would conduct a sit-in protest outside the embassies of countries they accused of supporting the war in Afghanistan. The convoy members protested outside the U.S. Embassy in Kabul and called on the Afghan government and Taliban to end the war.<sup>352</sup>

## Updating the Afghan Government's Reintegration Strategy

According to State, the Afghan government has not yet approved a finalized reintegration strategy. A draft strategy awaits approval by President Ghani, the same situation that State reported last quarter.<sup>353</sup>

This quarter, State reports the Afghan government continued to work through the High Peace Council (HPC) to prepare the Afghan public for negotiations with the Taliban through extensive outreach efforts in all 34 provinces. These efforts include national, provincial, and local initiatives to develop a social consensus for peace and reconciliation capacity among key stakeholder groups, including religious, tribal, and other local leaders, as well as women's groups, youth, and civil society. The HPC Secretariat has worked with Provincial Peace Committees to reach out to these groups, hold interactive sessions on peace and reconciliation, draft peace-oriented curricula for the educational system, and develop strategic communications plans. The U.S., UK, and South Korean governments continue to work with the United Nations Development Programme (UNDP) and UNAMA to fund and guide these efforts.<sup>354</sup>

## Regional Dynamics for Peace

This quarter, State observed progress in the Afghanistan-Pakistan bilateral relationship. On May 14, the Afghan and Pakistani governments agreed to the Afghanistan-Pakistan Action Plan for Peace and Solidarity (APAPPS). The agreement was the result of four meetings that followed the April 2018 meeting between President Ghani and Pakistani Prime Minister Shahid Khaqan Abbasi. According to the Afghan and Pakistani governments, APAPPS provides a framework to strengthen mutual trust and deepen interaction in all spheres of bilateral engagements.<sup>355</sup>

State reports that several visits between high-level Afghan and Pakistani government officials occurred this quarter. Among these was a visit by Pakistani Chief of Army Staff Qamar Javed Bajwa to Kabul on June 12 to discuss bilateral relations and Afghanistan's reconciliation with the Taliban. The visit also resulted in a pledge of support for Afghanistan's ceasefire announcement and its extension.<sup>356</sup>



Despite these improvements in regional relations, the nominee to lead U.S. forces in Afghanistan, Lieutenant General Austin Miller, wrote that the Taliban cannot be compelled to reconcile so long as Pakistan, Russia, and Iran continue to enable the Taliban insurgency.<sup>357</sup>

## AFGHANISTAN COMPACT

In August 2017, the U.S. and Afghan governments announced the launch of the “Afghanistan Compact.” The Afghanistan Compact is an Afghan-led initiative designed to demonstrate the government’s commitment to reforms.<sup>358</sup> The Afghan government does not appear to face any direct monetary consequences if it fails to meet the Afghanistan Compact reform commitments.<sup>359</sup>

For more information on the Afghanistan Compact, see pages 122 to 123 of the April 30, 2018, *Quarterly Report to the United States Congress*.

## ELECTORAL REFORM

The U.S. government is supporting election reforms in Afghanistan through a grant of up to \$30 million to a legacy election-support project implemented by the UNDP. This project was originally meant to support the planned 2015 parliamentary elections.<sup>360</sup> Parliamentary and district-council elections are currently scheduled to take place on October 20, 2018. The Afghan presidential election is slated for April 2019.<sup>361</sup>

Overhauling the electoral process was a central part of the power-sharing deal brokered by the United States between President Ghani and his election rival, Chief Executive Abdullah, after the troubled 2014 presidential elections. The September 2014 U.S.-brokered agreement that led to forming the national-unity government called for immediate establishment of a special commission for election reform. The intent was to implement reform before the next parliamentary elections, intended for 2015, but these elections were not held.<sup>362</sup>

On May 3, the Afghan government announced the long-debated roll-out of electronic national identity cards (*e-tazkeras*). According to the UN Secretary-General, this announcement triggered an immediate backlash from political figures. The move prompted particularly strong criticism from non-Pashtun leaders, many of whom objected to the inclusion of the word “Afghan” to define citizenship, arguing that the adjective has historically been used to denote only Pashtuns. Chief Executive Abdullah—who had opposed issuing electronic identity cards until the ethnic controversy was resolved—responded with a speech criticizing the government on a range of issues including the lack of electoral reform.<sup>363</sup>

This quarter, the Independent Election Commission (IEC) conducted a nationwide polling-center-based voter registration exercise (which requires voters to cast their ballots at the polling center at which they register) in

# GOVERNANCE

an effort to establish Afghanistan's first national voters list. As of June 19, State reports that over 6.7 million voters had registered, using their government-issued identity documents (*tazkeras*) to establish their identities.<sup>364</sup> According to the UN Secretary-General, this voter registration effort is the first full registration of Afghan voters since 2003.<sup>365</sup>

According to State, polling-center-based registration will allow the IEC to predetermine the number of ballots required at each polling center during elections, greatly reducing the number of potentially excess ballots available at each polling center.<sup>366</sup> State also said elections experts assess that polling-center-based registration is the critical reform necessary to reduce ballot-box stuffing, the principal method of fraud in the 2014 election.<sup>367</sup>

The UN Secretary-General observed how the placement of stickers indicating eligibility to vote on identity documents has caused security concerns, particularly following reports that insurgents were threatening citizens whose identity documents bore stickers. On May 12, the Presidential Palace announced that copies of the documents could be used for voter registration purposes. This change was reportedly to give Afghan voters the option to show their original documents without stickers if stopped by insurgents. On May 13, however, four election commissioners told the media that the decision had been illegal under the election law. The acting chief electoral officer resigned over the issue. On May 16, the IEC voted to implement a compromise solution, allowing the issuance of duplicate identity documents for voter registration.<sup>368</sup>

TABLE 3.11

USAID ON-BUDGET PROGRAMS					
Project/Trust Fund Title	Afghan Government On-Budget Partner	Start Date	End Date	Total Estimated Cost	Cumulative Disbursements, as of 7/9/2018
<b>Bilateral Government-to-Government Projects</b>					
Power Transmission Expansion and Connectivity Project (PTEC)	Da Afghanistan Breshna Sherkat (DABS)	1/1/2013	12/31/2018	\$ 725,000,000	\$175,774,115
Textbook Printing and Distribution	Ministry of Education	9/15/2017	12/31/2019	75,000,000	0
<b>Multi-Donor Trust Funds</b>					
Afghanistan Reconstruction Trust Fund (ARTF) (current award)*	Multiple	3/31/2012	7/31/2019	1,900,000,000	1,475,686,333
Afghanistan Reconstruction Trust Fund (ARTF) (New Development Partnership)**	Multiple	9/1/2015	7/31/2019	800,000,000	380,000,000
Afghanistan Infrastructure Trust Fund (AITF)	Multiple	3/7/2013	3/6/2023	153,670,184	153,670,184

Note:  
 \*USAID had a previous award to the ARTF that concluded in March 2012 and totaled \$1,371,991,195 in disbursements. Cumulative disbursements from all ARTF awards is currently \$3,227,677,528.  
 \*\*USAID formally ended the New Development Partnership on July 11, 2018.

Source: USAID, response to SIGAR data call, 7/12/2018.

According to the UN Secretary-General, the apparent divisions within the IEC and tensions between the IEC and the Presidential Palace further exacerbated public concerns regarding the credibility of the electoral preparations.<sup>369</sup>

On July 14, Afghanistan's main political parties (including Jamiat-e Islami, Hezb-e Islami, Hezb-e-Wahdat-e-Islami, Mahaz-e-Milli, the Islamic National Movement of Afghanistan and a few other parties) called for the Afghan government to suspend all electoral activities in preparation for the October 2018 parliamentary and district council elections. The political parties claimed that the current process is insufficient to stop fraud. The parties demanded changes to the electoral system, the suspension of the voter registration process, rolling out a biometric system for voter registration, and declaring each province a single constituency. The IEC responded that these demands are being made too late.<sup>370</sup>

## U.S. ASSISTANCE TO THE AFGHAN GOVERNMENT BUDGET

### Summary of Assistance Agreements

At the Brussels Conference in October 2016, the United States and other international participants confirmed their intention to provide \$15.2 billion between 2017 and 2020 in support of Afghanistan's development priorities.<sup>371</sup> Although the United States did not commit to a specific amount, then-Secretary of State John Kerry promised to work with Congress to provide civilian assistance at or near the 2016 levels through 2020.<sup>372</sup>

In several conferences since the 2010 Kabul Conference, the United States and other international donors have supported an increase to 50 percent in the proportion of civilian development aid delivered **on-budget** through the Afghan government or multidonor trust funds to improve governance, cut costs, and align development efforts with Afghan priorities.<sup>373</sup>

While USAID does not feel that it is necessarily committed to the 50 percent on-budget target, it says the agency will provide on-budget assistance to honor the U.S. government's international commitments coming out of the 2012 Tokyo and 2016 Brussels Conferences on Afghanistan.<sup>374</sup> According to USAID, it intends on using only the Afghanistan Reconstruction Trust Fund (ARTF) for on-budget assistance. USAID considers the remaining non-ARTF on-budget assistance awards to be legacy awards.<sup>375</sup>

As shown in Table 3.11 USAID's active, direct bilateral-assistance programs have a total estimated cost of \$800 million. USAID also expects to contribute \$2.7 billion to the ARTF from 2012 through 2020, which includes the \$800 million New Development Partnership, in addition to \$1.37 billion disbursed under the previous grant agreement between USAID and the World Bank (2002–2011). On July 11, 2018, USAID formally canceled the NDP agreement with the Afghan government. The remaining

---

**On-budget assistance:** encompasses donor funds that are aligned with Afghan government plans, included in Afghan government budget documents, and included in the budget approved by the parliament and managed by the Afghan treasury system. On-budget assistance is primarily delivered either bilaterally from a donor to Afghan government entities, or through multidonor trust funds. (DOD prefers the term “direct contributions” when referring to Afghanistan Security Forces Fund (ASFF) monies executed via Afghan government contracts or Afghan spending on personnel).

**Off-budget assistance:** encompasses donor funds that are excluded from the Afghan national budget and not managed through Afghan government systems.

---

Source: SIGAR, *Quarterly Report to the United States Congress*, 7/30/2014, p. 130; Ministry of Finance, “Aid Management Policy for Transition and Beyond,” 12/10/2012, p. 8; State, response to SIGAR vetting, 1/14/2016; DOD, OSD-P response to SIGAR vetting, 1/15/2018.

NDP funds will be pooled with USAID's other contributions to the ARTF. USAID has disbursed \$153 million to the Afghanistan Infrastructure Trust Fund (AITF).<sup>376</sup>

On July 11, 2018, participants in the NATO Brussels Summit committed to extend "financial sustainment of the Afghan forces through 2024." The public declaration did not specify an amount of money.<sup>377</sup>

## Civilian On-Budget Assistance

USAID delivers on-budget civilian assistance in two ways: bilaterally to Afghan government entities, and through contributions to two multidonor trust funds, the ARTF and the AITF.<sup>378</sup> According to USAID, all bilateral-assistance funds are deposited in separate bank accounts established by the Ministry of Finance (MOF) for each program.<sup>379</sup>

The ARTF, administered by the World Bank, provides funds to the Afghan government's operating and development budgets in support of Afghan government operations, policy reforms, and national-priority programs.<sup>380</sup> The AITF, administered by the Asian Development Bank, coordinates donor assistance for infrastructure projects.<sup>381</sup> According to USAID, the majority of on-budget funding has been and will continue to be directed through the multidonor trust funds, particularly the ARTF.<sup>382</sup> As of May, the United States remains the largest cumulative donor to the ARTF (30.5 percent of actual, as distinct from pledged, contributions) with the next-largest donor being the United Kingdom (17 percent of actual contributions).<sup>383</sup>

The ARTF recurrent-cost window supports operating costs, such as Afghan government non-security salaries. As of May, the ARTF recurrent-cost window has cumulatively provided the Afghan government \$2.6 billion for wages, \$600 million for operations and maintenance costs, \$865 million in incentive program funds, and \$703 million in ad hoc payments since 2002.<sup>384</sup>

## New Development Partnership

Effective March 1, 2018, but not formally communicated until July 11, 2018, USAID canceled its August 2015 memorandum of understanding with the Ministry of Finance for the \$800 million New Development Partnership (NDP).<sup>385</sup> In the August 2015 agreement, the U.S. and Afghan governments proposed 40 development results that the Afghan government would be expected to achieve. The Afghan government was to receive \$20 million through U.S. funds provided via the ARTF's recurrent-cost window for achieving each development result.<sup>386</sup>

As of June 30, USAID had disbursed \$380 million of the planned \$800 million set aside to encourage Afghan government achievement of the NDP development results. According to USAID, the remaining NDP funds will be pooled with other USAID resources that USAID intends to provide to the ARTF.<sup>387</sup> It appears that the unspent NDP funds will revert to USAID's

general support to the ARTF. This would be consistent with the sentiment offered by a senior administration official who, speaking on background in March 2015, said that the NDP funds were “money that we either have budgeted or have requested already; it’s not new money.”<sup>388</sup>

It is unclear what effect the termination of NDP will have on Afghan government achievement of the NDP reform goals that USAID once considered important. When SIGAR asked which of the NDP results and indicators constituted substantial reforms, USAID responded in December 2015 that the collective effect of NDP indicators “will be substantial.”<sup>389</sup>

Of the NDP-defined Afghan government-reform targets due by December 31, 2018, a number appear to have remained unspecified since July 2015. For example, the indicator for increasing Afghan government domestic revenues was defined as “Domestic revenue up X% over base (2017)” (the revenue growth target for 2017 was also defined as “X% over base (2016)”). In another example, the indicator for implementation of the Afghan government’s Citizen’s Charter was “X% of villages in X districts will have access to basic package of services as defined by the Citizen’s Charter.”<sup>390</sup>

In December 2017, a USAID contractor completed a midterm evaluation of the NDP. According to the midterm evaluation, all three of NDP’s objectives—(1) ensuring fiscal sustainability, (2) building better governance, and (3) reducing poverty—were aspirational goals that will require many years of effort by the Afghan government and its international partners to achieve. This, the evaluators wrote, was well beyond the scope of NDP. According to the evaluators, achieving the results contained in the NDP were in themselves insufficient to achieve these higher-level objectives. For example, the evaluation highlights how one of the 14 NDP-defined indicators in support of ensuring Afghanistan’s fiscal sustainability is that a “civil airspace management contract [is] signed.” According to the evaluators, while maintaining civil aviation services may indirectly offer expanded opportunity for Afghan government revenue mobilization, the importance and relevance of this result to the overall objective was questionable.<sup>391</sup>

The evaluators wrote that USAID presented no analysis in the NDP Framework (an Excel spreadsheet that displays results and their indicators aligned with each of the three objectives and each of the four NDP disbursement rounds), nor in its five-page 2015 narrative, which explained the extent to which NDP results together effectively combine to achieve their respective objectives.<sup>392</sup>

The evaluators concluded that there was no USAID-proposed method for testing the NDP theory of change. For example, the evaluators wrote that the NDP indicator for reforming procurement in support of building better Afghan governance was, “(a) Establishment of the National Procurement Committee; (b) Committee meets and reviews procurements regularly.” According to the evaluators, the NDP Framework did not provide an



analysis of (1) the extent to which the National Procurement Committees' establishment and operation sufficiently accomplishes the (broader) result of implementing the procurement reform program, or (2) the extent to which implementation of the procurement reform program meets necessary requirements for the broader objective of building better governance. The evaluators acknowledged that a properly functioning National Procurement Committee could be assumed to reduce opportunities for corruption.<sup>393</sup>

The evaluators concluded that because NDP did not include performance measurement or tracking indicators at the objective level, there was no straightforward way to gauge the higher-level impact of achieving (or not achieving) the respective results. To help make the point that clear objectives are important in an initiative like the NDP, the evaluators quoted an exchange between the Cheshire Cat and Alice from Lewis Carroll's book *Alice's Adventures in Wonderland*, wherein the Cat assured Alice that she will go "somewhere" provided "you only walk long enough."<sup>394</sup>

## On-Budget Assistance to the ANDSF

More than 60 percent of total U.S. on-budget assistance goes toward the requirements of the Afghan security forces.<sup>395</sup> The U.S. Department of Defense (DOD) provides on-budget assistance to the Afghan government through direct contributions from the Afghanistan Security Forces Fund (ASFF) to the Afghan government to fund Ministry of Defense (MOD) and Ministry of Interior (MOI) requirements, and through ASFF contributions to the multidonor Law and Order Trust Fund for Afghanistan (LOTFA).<sup>396</sup> LOTFA is administered by the UNDP and primarily funds Afghan National Police salaries and incentives.<sup>397</sup> Direct-contribution funding is provided to the MOI, which allots it incrementally to the MOD and MOI, as required.<sup>398</sup>

The U.S. Combined Security Transition Command-Afghanistan (CSTC-A) monitors and formally audits the execution of those funds. The aim is to assess ministerial capability and to ensure proper controls and compliance with documented accounting procedures and provisions of annual commitment letters used to enforce agreements with the Afghan government.<sup>399</sup>

For Afghan fiscal year (FY) 1397 (December 2017–December 2018), DOD plans to provide the Afghan government the equivalent of \$779.5 million to support the MOD and \$156.3 million to support the MOI.<sup>400</sup>

Last quarter, CSTC-A said it was changing the single-year commitment letters into commitment letters that will cover two Afghan fiscal years (1397/1398). CSTC-A believes this will provide greater stability and strengthen joint assurances between CSTC-A and the Afghan government.<sup>401</sup> This quarter, CSTC-A says it coordinated and carefully reviewed each commitment-letter condition with MOD and MOI. CSTC-A believes this approach will improve MOD and MOI's understanding of what is expected of them. As of July 9, both the MOD and MOI commitment letters have been signed.<sup>402</sup>

CSTC-A reports that no conditions-based penalties were applied in the final quarter of FY 1396 and the first quarter of FY 1397. This quarter, CSTC-A says that strategic patience is necessary to determine whether the use of penalties and incentives to influence the MOD and MOI is producing sustainable progress.<sup>403</sup> In July 2015, SIGAR interviewed then-CSTC-A commander Major General Todd Semonite, who said he was the first to introduce conditions in 2014 into the MOD and MOI commitment letters after observing no conditions being applied in 2013. According to CSTC-A in February 2015, “conditionality [is] needed for accountability and donor confidence” because “defined goals and penalties for not meeting criteria incentivizes behavior.”<sup>404</sup>

For FY 1397, as of May 20, CSTC-A provided the Afghan government the equivalent of \$360.2 million to support the MOD.<sup>405</sup> Additionally, as of May 20, CSTC-A provided the equivalent of \$46.1 million to support the MOI. Of these funds, \$1 million were delivered via the UNDP-managed LOTFA, while \$45.1 million was provided directly to the Afghan government.<sup>406</sup>

In May, CSTC-A was found to have either met or be on track to meet all of its LOTFA donor conditions outlined in 2015. The 2015 agreement outlined the terms for the transition of LOTFA’s non-fiduciary payroll management functions to the Afghan government. CSTC-A received the same rating following a June 2017 progress assessment.<sup>407</sup> This quarter, CSTC-A reported that it does not believe the MOI payroll system should be transferred from UNDP to MOI at this time. CSTC-A said that it will reevaluate this position when the MOI meets the minimum set of conditions to take over the payroll system.<sup>408</sup>

This quarter, CSTC-A reported that no ASFF procurements that were managed off-budget by CSTC-A have transitioned to on-budget procurement by the Afghan government.<sup>409</sup>

CSTC-A said it recently transitioned two MOI projects that were going to be procured on-budget (by the Afghan government itself) to off-budget (managed, in this case, by CSTC-A). These projects included an almost \$2 million logistics project for operation and maintenance for six sites that would not have otherwise been funded. The other project was procurement of approximately \$2.7 million of military equipment. According to CSTC-A, this military equipment could not be procured by the Afghan government because of legal limitations due to the Export Arms Control Act of 1976.<sup>410</sup>

According to CSTC-A, starting in FY 1397, CSTC-A and the MOD’s acquisition, technology and logistics office jointly prioritized all ASFF-funded MOD requirements. CSTC-A reports that ASFF funding will only be provided for those items that directly support the Afghan warfighter. For example, the Afghan government is now responsible for items such as stationary and physical-training equipment.<sup>411</sup>

# GOVERNANCE

CSTC-A reports that MOD and MOI lead the process for developing their own requirements that are satisfied through off-budget procurements using ASFF. The MOD and MOI are most familiar with their needs pertaining to operational sustainment and enhancement. However, CSTC-A said, despite the significant contributions of MOD and MOI, CSTC-A completes procurement documentation. According to CSTC-A, this is due to the rigor inherent in performing contract actions specific to and in accordance with U.S. contracting laws and regulations.<sup>412</sup> When asked directly whether they could identify any noteworthy cases of MOD or MOI involvement in requirements generation this quarter, CSTC-A said there were no such cases.<sup>413</sup>

## NATIONAL GOVERNANCE

This quarter, two ministers resigned, while one was fired by President Ghani, although his order was contested by Chief Executive Abdullah.

In June, housing and urban development minister Sayed Salat Naderi stepped down and was replaced by acting-minister Roshan Volusmal. Also in June, finance minister Eklil Ahmad Hakimi announced that he had resigned for personal reasons. Hakimi was appointed to lead the MOF in February 2015.<sup>414</sup>

On June 9, while President Ghani was traveling abroad, the Presidential Palace released a statement publicly announcing the firing of water and energy minister Ali Ahmad Osmani. The same day, Chief Executive Abdullah published a statement supporting Osmani, saying the final decision on his firing would not be made until President Ghani returned to the country, and “Accordingly, [Osmani] can continue to serve as a Minister of Energy and Water until then.” As of June 20, State reports the issue remains unresolved.<sup>415</sup>

## Capacity-Building Programs

As shown in Table 3.12, USAID capacity-building programs seek to improve Afghan government stakeholders’ ability to prepare, manage, and account for on-budget assistance. These programs also provide general assistance to support broader human and institutional capacity building of Afghan government entities such as civil-society organizations and the media.<sup>416</sup>

TABLE 3.12

USAID CAPACITY-BUILDING PROGRAMS AT THE NATIONAL LEVEL					
Project Title	Afghan Government Partner	Start Date	End Date	Total Estimated Cost	Cumulative Disbursements, as of 7/9/2018
Afghan Civic Engagement Program (ACEP)	N/A	12/4/2013	12/3/2018	\$70,000,000	\$62,221,672
Rasana (Media)	N/A	3/29/2017	3/28/2020	9,000,000	2,575,700

Source: USAID, response to SIGAR data call, 7/12/2018.

## Civil Society and Media

The Afghan Civic Engagement Program's (ACEP) goal is to promote civil society and media engagement that enables Afghan citizens to influence policy, monitor government accountability, and serve as advocates for political reform. ACEP aims to achieve this goal through five program areas: (1) regular civil-society organization (CSO) engagement with the Afghan government, (2) increased CSO and media expertise in democracy and governance, (3) expanded civic engagement, (4) improved access to independent news and public affairs information, and (5) increased CSO organizational capacity.<sup>417</sup>

This quarter, USAID highlighted a meeting of the Family Law-Parliamentary Technical Working Group (FL-PTWG). This working group has received support from ACEP with the hope of accelerating the long-stalled efforts to pass Afghanistan's first family law. In 2008, a committee involving the Ministry of Women Affairs (MOWA) and civil-society organizations developed a draft family law. Among the committee's recommendations was increasing the legal age of marriage for women from 16 to 18 years to align with the international Convention on the Rights of Children, to which Afghanistan is a signatory. The draft law was submitted to the Ministry of Justice (MOJ) for comments in 2009, but few of its 218 articles have been addressed to date. According to USAID, the FL-PTWG's strategic plan will help to guide civil society as it works with the government to pass the law to ensure the rights of all Afghan citizens are respected.<sup>418</sup>

In March 2017, USAID launched the \$9 million Rasana program. According to USAID, Rasana, which means "media" in Dari, provides support to women journalists and women-run or women-owned media organizations. The program has four program areas: (1) support and training for women journalists, (2) investigative journalism initiatives, (3) advocacy and training for the protection of journalists, and (4) expanding the outreach of media through small grants for content production in underserved areas.<sup>419</sup>

In March, Rasana's partner organization, tasked with providing consistent monitoring and feedback regarding the effectiveness of the program, reported on the results of interviews it conducted in Balkh, Jowzjan, Herat, and Kandahar Provinces. It found that Rasana-supported journalists are still facing bottlenecks in each area, including gender inequalities, financial issues, security problems, political pressures, and difficulty accessing information. Rasana trainees "highly" praised the Rasana-supported trainings. Nearly all participants felt that training subjects were relevant to their needs; that trainers were well-qualified, prepared, and able to adapt the lessons to local situations; and that they would use lessons learned in future work.<sup>420</sup>

However, the surveyors found that most of the Rasana beneficiaries were aspiring journalists and not yet active practitioners, meaning few were able

to cite examples of applying the training to their work. Additionally, the surveyors could not identify any examples of Rasana-supported media content having a direct impact on decision-making processes within communities. The surveyors reported “several [macro-level] cases” of Rasana-supported publications influencing the decisions of local authorities or powerful persons. However, no examples were offered in the report or by USAID. The surveyors acknowledged that they will need to explore new ways to approach the connection between Rasana-supported content and subsequent action in their future work to better establish what, if any, link may exist.<sup>421</sup>

## SUBNATIONAL GOVERNANCE

In June, the Overseas Development Institute (ODI) in London issued a report on the state of Taliban governance in Afghanistan. This report drew from interviews with 162 individuals across three main categories: (1) Taliban fighters, commanders, leaders, interlocutors and ex-members; (2) Afghan government officials, employees (including teachers and doctors), and aid workers; and (3) civilians who have lived or are currently living under Taliban control.<sup>422</sup>

According to the report’s author, Taliban governance is more coherent than ever before with high-level commissions governing sectors such as finance, health, education, justice, and taxation. There are reportedly clear chains of command and policies from the Taliban’s leadership based in Pakistan down to villages in Afghanistan. In areas where the Taliban exercises control, they reportedly co-opt and control government and aid agencies that provide public goods and services. The report says that Afghan government service delivery ministries have struck deals with local Taliban and that most provincial or district-level government health and education officials interviewed for the report said they were in direct contact with their Taliban counterparts.<sup>423</sup>

These observations are largely consistent with the World Bank’s 2017 report *Social Service Delivery in Violent Contexts: Achieving Results against the Odds*. The World Bank wrote that where the Taliban was relatively reliant upon local support—such as in Wardak Province—elite bargains emerged that supported health and education service delivery. The World Bank found that the Taliban’s approach to education evolved from attacking schools between 2006 and 2008 to attempting to influence state schools through local-level negotiations with Ministry of Education officials. Accordingly, some Taliban were bargaining around co-opting, rather than closing, schools.<sup>424</sup>

According to the Overseas Development Institute report, Taliban-appointed personnel monitor health clinics and government schools. Taliban reportedly regulate utilities and communications, collect on the bills of the state electricity company in at least eight of Afghanistan’s



# GOVERNANCE

34 provinces, and control around a quarter of the country’s mobile phone coverage.<sup>425</sup>

These findings are controversial and SIGAR has no means to independently verify them. However, if accurate, they may complicate the work of development agencies in ensuring that their programming does not facilitate or legitimize Taliban governance. USAID’s approach for ensuring that its programming does not legitimize the Taliban first requires identifying which areas are Taliban-controlled. To identify Taliban-controlled areas, USAID relies primarily on open-source data, as well as monthly maps generated by a USAID third-party monitor. As shown in Table 3.13 these assessments show the level of permissibility for third party monitoring by district.

Last quarter, USAID reported that it had decided against the option of collecting data specifically on the question of Taliban control and legitimacy, believing the costs to be prohibitive and the alternative data sources sufficient.<sup>426</sup> However, a lack of third-party monitoring access may be an insufficient evidentiary proxy for Taliban control if the Taliban see a benefit for themselves in allowing development services to operate in their areas, as the recent Overseas Development Institute and World Bank reports indicate. (USAID’s only comment on the above discussion was that they “very

TABLE 3.13

## COMPARISON OF RESOLUTE SUPPORT-DEFINED DISTRICT CONTROL AND USAID THIRD-PARTY MONITORING DISTRICT-ACCESSABILITY ASSESSMENTS (MAY 2018) BY PERCENT AND COUNT

BY PERCENT		USAID Third-Party Monitor Accessibility		
Resolute Support-defined district control (as of May 15, 2018)	Impermissible	Permissible	Secure	
Afghan government control	4.1%	14.9%	78.4%	
Afghan government influence	26.5%	38.1%	34.2%	
Contested	45.1%	29.5%	23.8%	
Insurgent activity	66.7%	24.4%	4.4%	
High insurgent activity	81.8%	18.2%	0	
BY NUMBER		USAID Third-Party Monitor Accessibility		
Resolute Support-defined district control (as of May 15, 2018)	Impermissible	Permissible	Secure	
Afghan government control	3	11	58	
Afghan government influence	41	59	53	
Contested	55	36	29	
Insurgent activity	30	11	2	
High insurgent activity	9	2	0	

Note: How to read the table showing percent: The percentages represent the percent of districts within a given Resolute Support-defined category that fall in a particular USAID third-party monitor-defined permissibility category. For example, in the row labeled “Afghan government control,” 4.1 percent of districts assessed by Resolute Support as being under Afghan government control are assessed by USAID’s third-party monitor as being impermissible. Put another way, three of the 74 districts Resolute Support assessed as being under government control were also considered by the USAID third-party monitor as being impermissible.

The percents in each row may not add up to 100% as there are eight more districts identified in Resolute Support’s dataset than in the USAID third-party monitoring datasets. There are 407 districts in Resolute Support’s dataset and 399 districts in USAID’s third-party monitor’s dataset.

Source: RS, DCOS-SSP, AAG, response to SIGAR data call, 6/22/2018; USAID, OAPA, response to SIGAR data call, 6/21/2018.

# GOVERNANCE

cautiously target” their democracy and governance programming in areas that the Afghan government has “full control.”)<sup>427</sup>

## Provincial and Municipal Programs

USAID has two subnational programs focused on provincial centers and municipalities: the Initiative to Strengthen Local Administrations (ISLA) and Strong Hubs for Afghan Hope and Resilience (SHAHAR) programs. Table 3.14 summarizes total program costs and disbursements to date.

### Initiative to Strengthen Local Administrations

The \$48 million ISLA program is meant to enable the Afghan government to improve provincial governance in the areas of fiscal and development planning, representation of citizens, and enhanced delivery of public services. ISLA aims to strengthen subnational systems of planning, operations, communication, representation, and citizen engagement, leading to services that more closely respond to all citizens’ needs in health, education, security, justice, and urban services.<sup>428</sup>

According to USAID, one of the key provisions of the Afghan government’s provincial budget policy is to link the provincial development plans (PDP) with the provincial budget process.<sup>429</sup>

Last quarter, ISLA finalized a study on the percentage of proposed projects in PDPs being reflected in the FY 1397 national budget plan. ISLA compared the list of proposed PDP projects for each province against the project list approved for that province in the national budget. Of the 2126 projects proposed in the PDPs of the 16 ISLA-supported provinces, 233 were ultimately reflected in the national budget. This represents 11 percent of the total number of PDP-proposed projects. According to ISLA, ISLA-supported provinces saw a 2 percent increase from the prior year in the number of PDP-proposed projects being reflected in the national budget. However, the 16 ISLA-supported provinces had an additional 1,245 projects contained in the national budget that were apparently not derived from the PDPs. The PDPs were the source of only 16 percent of the total number of projects associated with the 16 ISLA-supported provinces.<sup>430</sup>

In future quarters, SIGAR will report the expenditures of these ISLA-supported PDP projects as reported in the Afghanistan Financial Management Information System (AFMIS).

TABLE 3.14

USAID SUBNATIONAL (PROVINCIAL AND MUNICIPAL) PROGRAMS				
Project Title	Start Date	End Date	Total Estimated Cost	Cumulative Disbursements, as of 7/9/2018
Strong Hubs for Afghan Hope and Resilience (SHAHAR)	11/30/2014	11/29/2019	\$62,000,000	\$45,287,049
Initiative to Strengthen Local Administrations (ISLA)	2/1/2015	1/31/2020	48,000,000	27,831,139

Source: USAID, response to SIGAR data call, 7/12/2018.

## Strong Hubs for Afghan Hope and Resilience

The objective of the \$62 million SHAHAR program is to create well-governed, fiscally sustainable Afghan municipalities capable of meeting the needs of a growing urban population. SHAHAR partners with municipalities to, among other things, deliver capacity-building for outreach and citizen consultation, improved revenue forecasting and generation, and budget formulation and execution.<sup>431</sup>

SHAHAR's geographic coverage has decreased significantly, from 20 province municipalities in the first two years of the program, to five municipalities in its current fourth year (Kabul, Kandahar, Herat, Mazar-e Sharif, and Jalalabad). According to SHAHAR, the decrease in coverage is meant to support the Afghan government in establishing and maintaining long-term stability in key cities.<sup>432</sup> It is unclear, however, how this reduction in coverage will enhance stability.

In March, SHAHAR reported the revenue of four of its partner municipalities for the first quarter of FY 1397 as equivalent to approximately \$5.27 million, an increase of 4 percent over the same period in the previous year. Mazar-e Sharif saw the largest revenue decrease (minus 16 percent) followed by Jalalabad (minus 7 percent). Kandahar, however, saw a 10 percent increase, and Herat recorded the largest gain, at 21 percent.<sup>433</sup>

## RULE OF LAW AND ANTICORRUPTION

In May, UNAMA released its second annual report on anticorruption efforts. The report commended the Afghan government for implementing several key anticorruption reforms in 2017 and early 2018, including the launch of its anticorruption strategy in October 2017, strengthening anticorruption measures in the new penal code, increasing capacity of the Anti-Corruption Justice Centre, and adopting a more transparent national budget.<sup>434</sup>

However, the report also highlighted significant gaps in the institutional anticorruption framework and provided recommendations for further reforms to bring Afghanistan more fully into compliance with the United Nations Convention Against Corruption. The Afghan government has made some progress in drafting an anticorruption law. On April 1, following a long delay in the drafting process, President Ghani instructed the Ministry of Justice to finalize the law. On May 14, the draft law was discussed by the High Council for Rule of Law and Anti-Corruption in the presence of civil society and the international community.<sup>435</sup>

## Rule of Law and Anticorruption Programs

The United States has assisted the formal and informal justice sectors through several mechanisms. These include State's Justice Sector Support Program (JSSP) and Justice Training Transition Program (JTTP). These and other rule-of-law and anticorruption programs are shown in Table 3.15.

## SIGAR AUDIT

This quarter, SIGAR released an audit, as directed by Congress in the Consolidated Appropriations Act of 2017, of the Afghan government's efforts to develop and implement a national anticorruption strategy. SIGAR found that the Afghan government has created and begun implementing its anticorruption strategy and other reforms, but questions remain regarding its ability to fully implement the strategy and demonstrate a lasting commitment to combatting corruption. Congress has directed SIGAR to continue monitoring the Afghan government's progress in implementing the strategy and to provide an update to this report. See Section 2, p. 18 for more information.

# GOVERNANCE

TABLE 3.15

<b>RULE OF LAW AND ANTICORRUPTION PROGRAMS</b>				
<b>Project Title</b>	<b>Start Date</b>	<b>End Date</b>	<b>Total Estimated Cost</b>	<b>Cumulative Disbursements, as of 7/9/2018</b>
Assistance for Development of Afghan Legal Access and Transparency (ADALAT)	4/15/2016	4/14/2021	\$68,163,468	\$14,087,203
Afghanistan's Measure for Accountability and Transparency (AMANAT)	8/23/2017	8/22/2022	31,986,588	958,367
Corrections System Support Program (OASIS CSSP)*	6/1/2017	5/31/2022	14,087,926	9,759,564
Justice Sector Support Program OASIS Contract	8/28/2017	8/28/2022	12,903,112	5,356,007
Continuing Professional Development Support (CPDS)	2/6/2018	4/6/2020	7,938,401	7,938,401
Delegated Cooperation Agreement (DCAR) with the Department for International Development (DFID) for Independent Joint Anti-Corruption Monitoring and Evaluation Committee (MEC)	5/19/2015	8/31/2020	3,000,000	2,000,000

Note: \*Disbursements as of 5/27/2018.

Source: State, INL, response to SIGAR data call, 6/25/2018; USAID, response to SIGAR data call, 7/12/2018.

USAID has a cooperation arrangement with the UK's Department for International Development to fund the Independent Joint Anti-Corruption Monitoring and Evaluation Committee (MEC). USAID funds the MEC's monitoring, analysis, and reporting activities, including its vulnerability-to-corruption assessments.<sup>436</sup>

State's Justice Sector Support Program is the largest rule-of-law program in Afghanistan. JSSP was established in 2005 to provide capacity-building support to the Afghan justice system through training, mentoring, and advisory services. The current JSSP contract began in August 2017 and has an estimated cost of \$13 million for the first year. The previous JSSP contract, which began in 2010, cost \$280 million.<sup>437</sup> JSSP provides technical assistance to the Afghan justice-sector institutions through (1) building the capacity of justice institutions to be professional, transparent, and accountable; (2) assisting the development of statutes that are clearly drafted, constitutional, and the product of effective, consultative drafting processes; and (3) supporting the case-management system so that Afghan justice institutions work in a harmonized and interlinked manner and resolve cases in a transparent and legally sufficient manner.<sup>438</sup>

In February, State's \$48 million Justice Training Transition Program ended. On the same day JTTP ended, State and the former JTTP implementing partner signed an agreement for the new \$8 million Continuing Professional Development Support (CPDS) program. According to State, CPDS will respond to an urgent need by the Afghan government to train legal professionals on the newly revised penal code and build the organizational capacity of the nascent professional training departments of Afghan legal institutions.<sup>439</sup>

In April 2016, USAID launched the \$68 million Assistance for the Development of Afghan Legal Access and Transparency (ADALAT) program.

ADALAT aims to (1) increase the effectiveness and reach of the formal justice sector, (2) strengthen the linkages between the formal and traditional justice sectors, and (3) increase citizen demand for quality legal services.<sup>440</sup>

In March, ADALAT finalized the first iteration of its Justice User Survey Tool (JUST) survey. The JUST survey results provide a snapshot of the performance of the court and **Huquq** in Afghanistan from the perspective of the people who use those institutions. ADALAT surveyed over 1,000 court and Huquq users in 100 districts from January to March 2017.<sup>441</sup> Of those who responded to the survey, 68 percent believed that the court service was performed effectively or very effectively. Court users in rural districts were more satisfied than users in urban districts. According to ADALAT, this is likely because justice officials are better known in rural communities. With formal justice more localized in those communities, users may have a higher degree of trust in authorities who are neighbors or they may be more concerned about being openly critical of them.<sup>442</sup> JUST respondents largely believed that bribes, gifts, and favors were not necessary to win their case.<sup>443</sup> According to ADALAT, high user satisfaction with court system was likely due to selection bias wherein people already favorable to formal justice, or guided by trusted sources, elect to use those mechanisms for dispute resolution.<sup>444</sup>

In August 2017, USAID awarded the Afghanistan's Measure for Accountability and Transparency (AMANAT) contract to support the Afghan government's efforts to reduce and prevent corruption in government public services. This quarter, AMANAT continued initial operational startup. Also, AMANAT began updating the 2016 political-economy analysis of corruption in service delivery in Afghanistan produced by the Afghanistan Electoral Reform and Civil Advocacy project.<sup>445</sup>

## Afghan Correctional System

As of April 30, 2018, the General Directorate of Prisons and Detention Centers (GDPDC) incarcerated 30,538 males and 841 females, while the MOJ's Juvenile Rehabilitation Directorate (JRD) incarcerated 583 male and 102 female juveniles as of December 10, 2017. These incarceration totals do not include detainees held by any other Afghan governmental organization, as State's Bureau of International Narcotics and Law Enforcement Affairs (INL) does not have access to their data.<sup>446</sup>

Overcrowding is a persistent, substantial, and widespread problem within GDPDC facilities for adults, despite stagnant prison population numbers. As of April 30, the total male provincial-prison population was at 191 percent of capacity, as defined by the International Committee of the Red Cross's (ICRC) minimum standard of 3.4 square meters per inmate. The total female provincial-prison population was at 108 percent of the ICRC-recommended capacity. The JRD's juvenile-rehabilitation centers' population was at 48 percent of ICRC-recommended capacity.<sup>447</sup>

---

**Huquq:** offices that are part of the Ministry of Justice and provide Afghan citizens an opportunity to settle civil cases within the formal system before being brought into the court system.

---

Source: Justice Sector Support Program, "Ministry of Justice," 2016.





**Ambassador Bass** and Minister of Interior Barmak shake hands at Pul-e Charkhi Prison. (U.S. Embassy-Kabul photo)

According to State, the major corrections-related accomplishment this quarter were its efforts to ensure its programming is sustainable by expanding the donor base for its projects. State is working to develop British interest in cost sharing for State-funded Children Support Centers (CSCs). CSCs provide alternative care for children of incarcerated women who would otherwise reside in prison, or often on the streets. Following State's outreach in February, the British Ambassador personally visited the Kabul CSC in June 2018 to deliver books and private cash donations. State hopes to grow this relationship and develop long-term cost sharing.<sup>448</sup>

## Anticorruption

As of March, DOJ views the situation in Afghanistan as “consistent with a largely lawless, weak, and dysfunctional government” with many corruption cases languishing due to the lack of political will—rather than capacity—of the Afghan government.<sup>449</sup>

According to DOJ, the Afghan attorney general has failed to respond to personal appeals made by several senior U.S. government officials to prosecute stalled high-profile corruption cases to show that no one was above the law. Despite these appeals, DOJ says the attorney general continues to have a poor record of prosecuting powerful and influential corrupt actors.

DOJ has also observed that the MOI has failed to execute lawful warrants issued by the prosecutors, despite being legally obliged to do so. DOJ made personal appeals to the MOI deputy on security affairs in December

**These concerns raised by DOJ are consistent with comments IG Sopko heard during his June 2018 trip to Afghanistan. SIGAR plans to follow up in its new review on concerns raised by DOJ, DEA, INL, and others regarding key Afghan institutions such as the ACJC, CNJC, and Attorney General's Office.**

2017 in an attempt to convince MOI to assist the Anti-Corruption Justice Center (ACJC) in executing arrest warrants and delivering summons and court orders. DOJ reports that the MOI, despite expressing willingness to help, has not modified its behavior.<sup>450</sup> According to DOJ, the ACJC has over 100 outstanding warrants. DOJ stated the problem of powerful and corrupt actors ignoring warrants is so severe that it has undermined the fundamental legitimacy and authority of the ACJC.<sup>451</sup>

## Anti-Corruption Justice Center

In May 2016, President Ghani announced the establishment of a specialized anticorruption court, the Anti-Corruption Justice Center (ACJC).<sup>452</sup> At the ACJC, elements of the Major Crimes Task Force (MCTF) investigators, Attorney General's Office (AGO) prosecutors, and judges work to combat serious corruption.<sup>453</sup> The ACJC's jurisdiction covers major corruption cases committed in any province involving senior officials or substantial monetary losses of a minimum of five million afghani (approximately \$73,000).<sup>454</sup>

This quarter, CSTC-A reported that four Afghan security-forces personnel were tried by the ACJC. These individuals included two sergeants (one of whom was fined the approximate equivalent of \$360 while the other was acquitted), a second lieutenant (who received a three-year prison sentence), and a lieutenant general (who failed to appear for trial).<sup>455</sup>

This quarter, the ACJC primary court heard the case of the head of the Herat passport office and a sergeant assigned there who were accused of bribery worth the approximate equivalent of \$70. According to CSTC-A, the Supreme Court referred this case directly to the ACJC even though neither the monetary amount nor the rank of the defendants met the standard ACJC jurisdictional thresholds. (The Supreme Court has discretion to refer cases in this manner.) Two AGO officials, one of whom is a deputy attorney general, wrote letters recommending that the case be dismissed. The ACJC primary court judge ordered that the case remain open (despite finding the defendants guilty) in order to investigate the circumstances that led to the letters from the AGO officials.<sup>456</sup>

Also this quarter, the ACJC appellate court heard the following cases:<sup>457</sup>

- A case involving a lieutenant general (formerly the commander of police zone 606 that covers Herat, Badghis, Ghor, and Farah Provinces), a police lieutenant, and a police sergeant. The three defendants were accused of allowing two suspects in a kidnapping/murder case to go free after questioning (these suspects fled Herat and are still at large). The lieutenant general failed to appear for his primary court trial, where he was convicted in absentia of misuse of authority and sentenced to three years' imprisonment, and similarly failed to appear for the appellate court trial. According to CSTC-A, there are conflicting reports on the lieutenant general's current location. One report says he is still on MOI-approved medical leave in India, while another says he has

# GOVERNANCE

returned and held meetings at the MOI. Regardless, CSTC-A says that there has been no effort by the Afghan government to apprehend him.

- A case involving six defendants who had been acquitted by the ACJC primary court of charges of money laundering. One of the defendants was accused of hiding Saudi currency in his luggage. The ACJC appellate court overturned the acquittal and found all six defendants guilty of money laundering. The defendant discovered with the hidden currency was sentenced to six months and 16 days imprisonment, while the others received cash fines equivalent to approximately \$710 each.

The Herat passport case is part of what the DOJ cited as a “troubling trend at the ACJC of prosecuting low-level offenders while at the same time not pursuing high-level corrupt actors.” DOJ pointed out that this case was prosecuted while much bigger cases languish.<sup>458</sup>

Since October 2016, the ACJC has considered 531 potential cases, of which 402 involve civilians and 129 involve military personnel. Of these, 82 have been referred to the ACJC’s primary court or primary prosecution office. Almost half of the potential cases (253) were rejected because they did not meet the ACJC’s jurisdiction requirements.<sup>459</sup>

The ACJC’s primary court has concluded 35 trials, convicting 142 offenders. The ACJC’s court of appeals has subsequently held 33 trials, convicting 105 offenders, while the Supreme Court has convicted 72 offenders in 25 trials.<sup>460</sup>

This quarter, CSTC-A compared the sentences handed down by the ACJC primary court, the ACJC appellate court, and the Supreme Court to determine whether appellate courts are significantly reducing the punishments resulting from the initial trial. Of the sentences associated with 29 cases involving 95 defendants that were tried in both the ACJC primary and ACJC appellate courts, 48 defendants saw no change in their sentences, 42 defendants had their sentences reduced, and five had their sentences increased. Therefore, when the ACJC appellate court chose to impose a sentence different than that of the ACJC primary court, the sentences were reduced 89 percent of the time.<sup>461</sup>

Appeals from the ACJC appellate court to the Supreme Court enjoyed more deferential treatment. Where the Supreme Court chose to impose a different sentence, it was just as likely to increase a sentence as to reduce it. CSTC-A reviewed the sentences of 22 cases involving 67 individuals on appeal from the ACJC appellate court to the Supreme Court. Of these, 48 defendants had no change to their sentence, nine had their sentences reduced, while 10 received an increased sentence.<sup>462</sup>

According to DOJ, there is significant corruption within the ACJC. According to DOJ, nearly 40 percent of the prosecutors assigned to the ACJC have failed polygraphs. Of the 75 tested in 2017, reports for 28 tested subjects (or 37.3 percent) indicated deception. Confronted with the test results, the attorney general displayed a “deep reluctance” to

use polygraph information for vetting purposes, and declined to release the results. Likewise, 38 percent of the MCTF agents assigned to the ACJC failed polygraphs and continued to work there. According to DOJ, this practice is a significant departure from the FBI's vetting procedure that was in place when they mentored the MCTF, in which, passing polygraphs was mandatory.<sup>463</sup>

From January to March, DOJ reports that the ACJC has experienced reduced productivity and transparency, and, citing security concerns, is increasingly providing insufficient notice of trials to the media and international donors.<sup>464</sup>

## **Afghanistan Security Forces**

According to CSTC-A, continuing corruption within the Afghan security forces contributes to mission failure and poses a risk to the mission in Afghanistan. CSTC-A attributes the widespread, continuing corruption challenge to the actions of Afghan government officials and long-standing, culturally accepted, and feared patronage networks.<sup>465</sup>

The most common corrupt behaviors CSTC-A has identified are associated with fuel, food, “ghost” or non-existent soldiers, extortion, narcotics, illicit mining, bribery, and the misuse, theft, or illegal sale of Afghan government property.<sup>466</sup>

## **Security Ministry Inspectors General**

CSTC-A provides training, advice, and assistance to the inspectors general (IG) for the MOD (MOD IG) and MOI (MOI IG). When asked for its assessment of the quality of MOD IG and MOI IG inspection reports, CSTC-A commented primarily on stylistic and formatting issues. For example, CSTC-A observed that MOD IG reports lack standard formatting, are not well-organized, lack detail, and are difficult to read due to poor translation (it is not clear if translations are the responsibility of MOD IG or CSTC-A itself). Regarding MOI IG reports, CSTC-A sees “a marked improvement” during the past quarter with reports having more detail, and more standardized formatting including an executive summary, scope statement, criteria, and recommendations.<sup>467</sup>

Recent MOD IG inspection reports reportedly covered a number of issues such as embezzlement (including fuel), neglecting duties, misconduct, poor food quality, finance, and soldier promotions. CSTC-A reports that three MOD IG investigations were recently referred to the legal body of the MOD general staff.<sup>468</sup>

This quarter, CSTC-A provided SIGAR with copies of the MOD IG and MOI IG reports marked as unclassified, but “for official use only,” that CSTC-A says is not publicly releasable. CSTC-A said it added this marking because it did not believe it had the authority to release copies of these sensitive Afghan government documents. Recently, however, CSTC-A

reported that NATO Resolute Support (RS) mission approached the Afghan government's national security advisor to request clarity on what information the Afghan government is willing to allow for public release. According to CSTC-A, the Afghan government and RS Commander, General John W. Nicholson Jr., consider the contents of all MOD IG and MOI IG reports to be classified as they relate to two categories of particular concern to the Afghan government: (1) training and operational deficiencies, and (2) comprehensive tactical and operational readiness assessments of ANDSF headquarters elements. In the future, CSTC-A says that these reports will be classified as Secret.<sup>469</sup>

SIGAR will discuss the contents of the MOD IG and MOI IG reports in the classified annex. SIGAR asked CSTC-A for examples of actions taken by senior MOD and MOI leadership during the quarter in response to the issues identified in these reports. The CSTC-A element that partners with MOD IG and MOI IG suggested that SIGAR pursue this line of inquiry because it, too, is interested in learning the answer.<sup>470</sup>

The CSTC-A element that advises senior officials of the MOD provided no examples of actions taken during the quarter in response to MOD IG reports. Instead, it described the process by which an action could occur.<sup>471</sup>

Similarly, the CSTC-A element that advises senior officials of the MOI provided no examples of actions taken during the quarter. Instead, CSTC-A responded that there is a formal process for MOI IG to submit its findings to senior MOI leadership, but no follow-up process back to MOI IG should senior MOI leadership choose to take an action. Rather than follow-up with MOI IG, senior MOI leadership will contact the unit that was the subject of the inspection directly. CSTC-A says it will work with the MOI to establish a formal process to follow-up on MOI IG inspections.<sup>472</sup>

## **Major Crimes Task Force**

The Major Crimes Task Force (MCTF) is an elite MOI unit chartered to investigate corruption by senior government officials and organized criminal networks, and high-profile kidnappings committed throughout Afghanistan.<sup>473</sup> According to CSTC-A, while the MCTF is internally committed to its mission, Afghan government officials both within and external to the MOI continue to pressure the MCTF leadership to either close investigations or, if investigations are complete, not to make an arrest.<sup>474</sup> CSTC-A is working with MCTF investigators to document all instances of interference with investigations and prosecutions.<sup>475</sup>

Once the MCTF director determines that a case referral meets the MCTF mandate, an MCTF investigator is assigned. This starts the clock on a 180-day timeline to bring a case to trial. Failure to meet this timeline risks dismissal of the case. According to CSTC-A, this short timeline allows politically connected and corrupt individuals to thwart prosecution simply by slowing down an MCTF investigation.<sup>476</sup>



CSTC-A is currently working to assist the MCTF to become an independent, self-sustaining organization resistant to influence. CSTC-A's efforts include advocating for legislative and MOI policies to mitigate the systemic problems in the criminal-justice system, supporting full implementation of the Case Management System (CMS) and the National Information Management System (NIMS) to provide greater transparency and accountability from referral through investigation and prosecution to confinement, and recommending an MOI reorganization so that the MCTF reports directly to the minister of interior. According to CSTC-A, whereas the previous minister of interior resisted reorganization, the current minister is more supportive. CSTC-A reports that the greatest obstacles to fully implementing CMS and NIMS are insufficient training, lack of connectivity and technical support, and command direction and oversight that mandates the use of these systems.<sup>477</sup>

CSTC-A reports that the ACJC and the MCTF are working well together to close and prosecute cases.<sup>478</sup> DOJ has a different view, however, contending that the relationship between AGO prosecutors at the ACJC and MCTF agents at the ACJC is dysfunctional and fraught with dueling allegations of corruption, finger-pointing, turmoil, conflict, and lack of communication.<sup>479</sup>

According to DOJ there are reasons to be concerned with the state of the MCTF. DOJ says that around May 2017, President Ghani tasked a senior AGO official with conducting a review and preparing a report on the MCTF. That official subsequently issued a report critical of the MCTF. The report author separately stated to DOJ that he believed a "majority" of the MCTF agents were corrupt and unlawfully interfered with cases, adding that there were problems with his own office as well.<sup>480</sup>

DOJ reports that 38 percent of the MCTF agents failed polygraphs and continued to work there. In addition, a top AGO official expressed to DOJ various criticisms of the MCTF including: (1) an ill-defined role, (2) criminals and drug addicts in the organization, (3) corruption, and (4) lack of productivity. DOJ says that U.S. military officials who mentor the MCTF claim that the MCTF puts together solid cases that, unfortunately, languish at the AGO due to corruption. DOJ agrees that many cases languish at the AGO, which has a well-documented corruption problem.<sup>481</sup>

According to DOJ, these recriminations between the MCTF and AGO have been rife for years. (DOJ added that there has been a tendency for each international donor to side with its perceived proxy. DOJ emphasized to SIGAR that there are significant corruption and functionality problems at both the AGO and the MCTF.)<sup>482</sup>

DOJ relates that meetings with both AGO prosecutors and MCTF agents at the ACJC spend more time on dueling internal allegations of corruption and finger-pointing than on their joint mission of investigating and prosecuting corrupt officials.<sup>483</sup>

## REFUGEES AND INTERNAL DISPLACEMENT

### Afghan Refugees

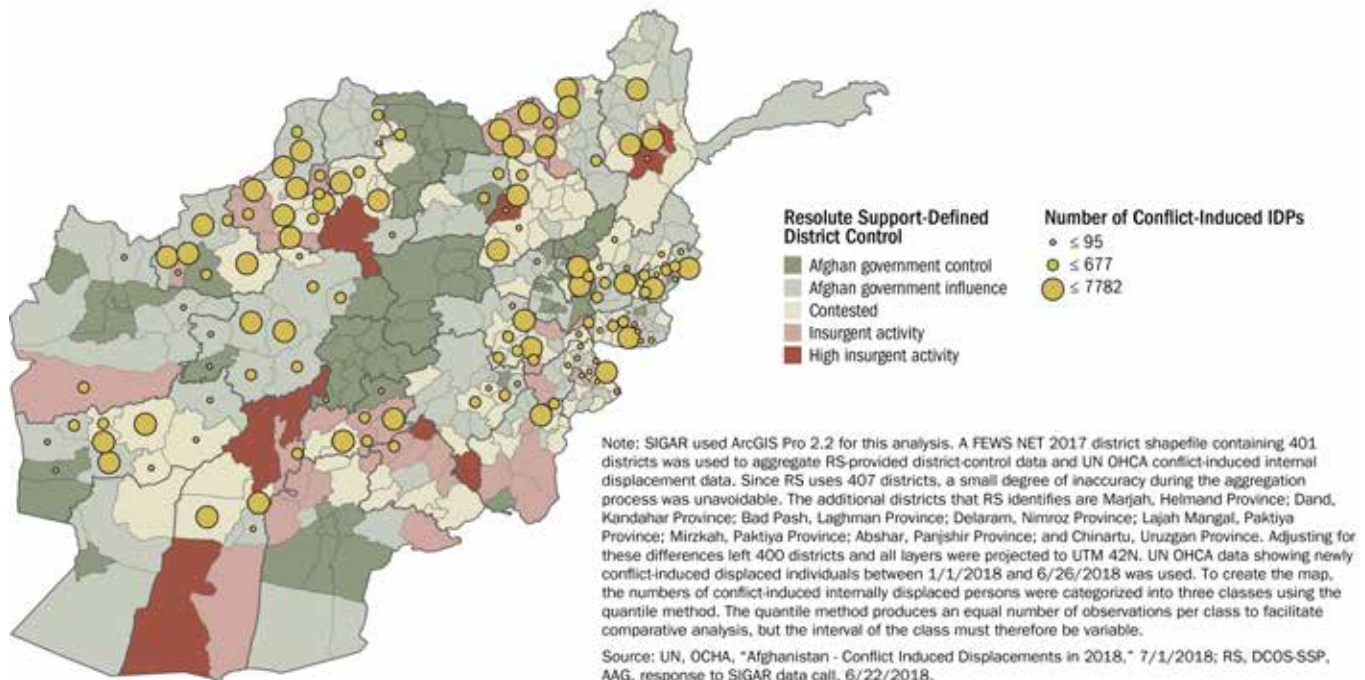
On February 20, Pakistan’s federal cabinet decided to extend recognition of 1.4 million Afghan refugees until June 2018 by extending the period of validity of refugees’ proof of registration (POR) cards.<sup>484</sup> Pakistani government interlocutors have told State that the Pakistan caretaker government is likely to extend the validity of POR cards through December 31, 2018. However, State acknowledges that POR cards have lapsed in past years. State continues to monitor this matter closely.<sup>485</sup> According to the UN Secretary-General, an estimated 400,000 Afghans remain undocumented in Pakistan and are vulnerable to the threat of deportation should the protection environment deteriorate.<sup>486</sup>

This quarter, Pakistan, in partnership with the Afghan government and International Organization for Migration (IOM), completed the registration for Afghan citizen cards. These cards allow Afghans to reside in Pakistan but do not confer refugee status. Some 870,000 Afghans registered for cards, which are being issued.<sup>487</sup>

As of June 30, the United Nations High Commissioner for Refugees (UNHCR) reported that 7,951 refugees have voluntarily returned to Afghanistan in 2018. The majority (7,275) of these refugee returns were from Pakistan.<sup>488</sup>

FIGURE 3.35

2018 CONFLICT-INDUCED INTERNALLY DISPLACED PERSONS (IDP) BY DISTRICT



## Undocumented Afghan Returnees

As of June 23, IOM reported that 348,506 undocumented Afghans returned from Iran and 15,772 undocumented Afghans returned from Pakistan in 2018. So far, 364,278 undocumented Afghans have returned in 2018.<sup>489</sup>

## Internal Displacement

As shown in Figure 3.35, there has been less internal displacement this year than in 2017. According to the UN's Office for the Coordination of Humanitarian Affairs (OCHA), as of June 26, the conflicts of 2018 had induced 132,141 people to flee their homes. The office recorded 189,284 persons in the same period last year.<sup>490</sup>

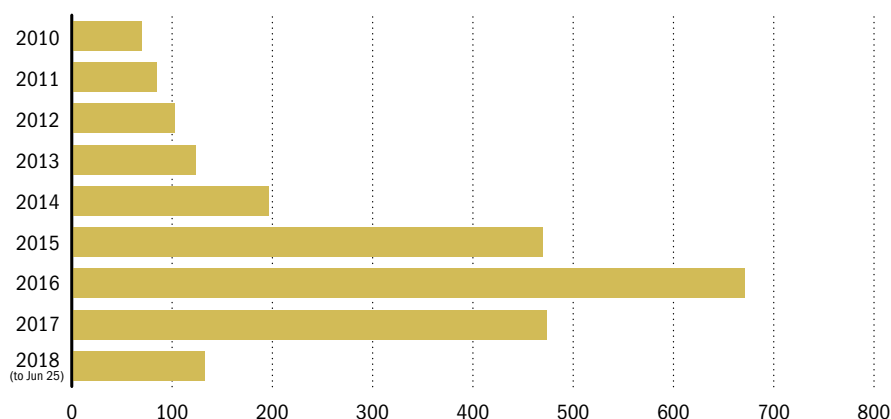
As shown in Figure 3.36, of the conflict-induced internally displaced persons recorded so far this year, 38 percent reported being displaced from districts Resolute Support recorded as under Afghan government influence (as of May 15, 2018), 28 percent were from districts that are contested, and 34 percent were from districts with insurgent activity.<sup>491</sup>

## Afghan Asylum Seekers in Europe

As shown in Figure 3.37, Eurostat, the statistical office of the European Union (EU), reported 43,955 first-time Afghan asylum seekers in the EU in 2017, a decrease of approximately 76 percent from 2016.<sup>492</sup> The Afghanistan Analysts Network said that stronger border controls and tightened asylum laws in Europe are the primary cause for the decrease in the number of Afghan asylum seekers.<sup>493</sup>

FIGURE 3.36

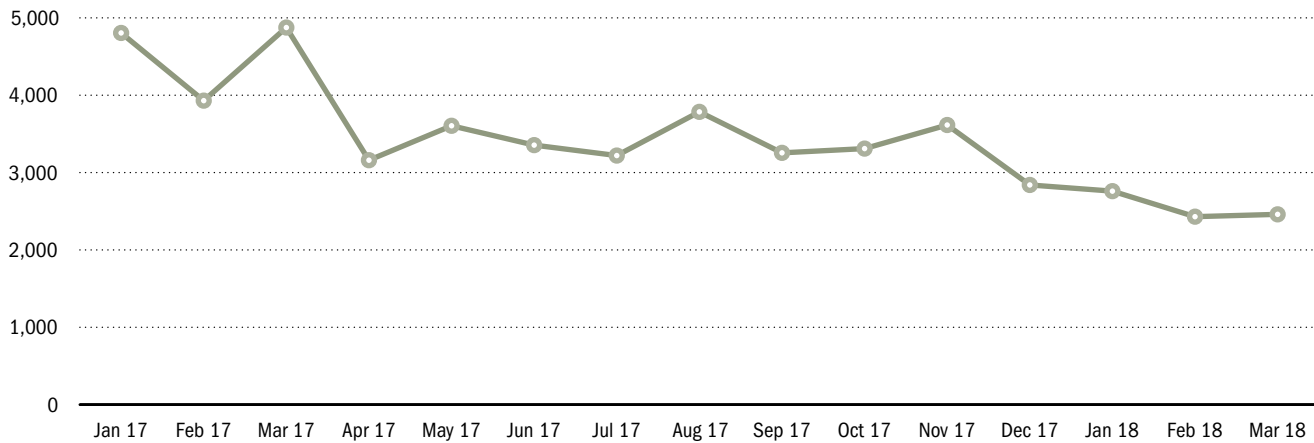
CONFLICT-INDUCED DISPLACEMENTS OF PERSONS (THOUSANDS)



Source: UN OCHA, "Afghanistan: Conflict Induced Displacements in 2017 - Snapshot," 6/18/2017; UN, OCHA, "Afghanistan - Conflict Induced Displacements in 2017," 2/2/2018; UN, OCHA, "Afghanistan - Conflict Induced Displacements in 2018," 7/1/2018.

FIGURE 3.37

FIRST-TIME AFGHAN ASYLUM APPLICANTS TO THE EUROPEAN UNION (2017 AND 2018, BY MONTH)



Source: EUROSTAT, "First time asylum applicants in the EU-28 by citizenship, Q1 2017–Q1 2018," 6/18/2018.

## SIGAR AUDIT

SIGAR is currently conducting a performance audit of Promote that is assessing contract compliance, program performance, and implementation challenges for the five Promote programs. The audit team's work includes examining contract documents and interviewing USAID and Afghan government officials, Promote contractors, and program participants.

## GENDER

In July 2013, then-USAID Administrator Rajiv Shah described the Promote partnership in a public speech as "the largest investment USAID has ever made to advance women in development," which over five years "will reach over 75,000 Afghan women directly helping them to achieve leadership roles in all parts of society from business to academia and in politics and public policy."<sup>494</sup>

This quarter, USAID said Shah's characterization "is not accurate [as] it did not come from the [Promote] design documents or the [USAID] Gender Office. Promote does not promise leadership roles in politics."<sup>495</sup> USAID has committed \$280 million to Promote.<sup>496</sup> Table 3.16 show the current Promote programs.

As of June 21, USAID reports that of all Promote beneficiaries, 206 have been hired by the Afghan government for government jobs and 199 have held government internships, 6,300 have been hired for private-sector internships or apprenticeships, and 2,214 have been hired for permanent positions by private-sector employers. An additional 523 beneficiaries have accepted private sector jobs and 264 private sector internships.<sup>497</sup>

In May, the UN released a report on the mediation of criminal offences of violence against women in Afghanistan. According to the UN, violence against women—murder, beating, mutilation, child marriage, giving away girls to resolve disputes, and other harmful practices—remain widespread throughout Afghanistan.<sup>498</sup>

# GOVERNANCE

TABLE 3.16

USAID GENDER PROGRAMS				
Project Title	Start Date	End Date	Total Estimated Cost	Cumulative Disbursements, as of 7/9/2018
Promote: Women in the Economy	7/1/2015	6/30/2019	\$71,571,543	\$31,159,147
Promote: Women's Leadership Development	9/23/2014	9/22/2019	41,959,377	32,214,384
Promote: Women in Government	4/21/2015	4/20/2020	37,997,644	22,395,101
Promote: Women's Rights Groups and Coalitions	9/2/2015	9/1/2020	29,534,401	12,971,083
Promote: Rolling Baseline and End-line Survey	2/21/2017	10/20/2020	7,577,638	2,653,629
Promote: Economic Empowerment of Women in Afghanistan	5/8/2015	5/7/2018	1,500,000	1,364,000
Promote: Scholarships	3/4/2015	3/3/2020	1,247,522	1,247,522

Source: USAID, response to SIGAR data call, 7/12/2018.

UNAMA found that enforcing national legislation aimed at protecting women from violence remained a challenge. Women's access to justice remained limited and women continued to face inequality before the law. At the same time, the frequent failure of Afghan government officials to exercise due diligence in investigating, prosecuting, and punishing perpetrators, and in providing reparations to survivors, contributed to the existing high rate of impunity and strengthened the normalization of violence against women in the Afghan society.<sup>499</sup>

UNAMA found that elimination of violence against women (EVAW) institutions and nongovernmental organizations facilitated mediation proceedings, referred cases to traditional mediation mechanisms, observed mediation sessions, or knew about mediation taking place, in relation to "honor killings" and other offences stated in the EVAW Law. UNAMA said that the widespread use of mediation, as opposed to the formal justice system, in criminal offences of violence against women promotes impunity, enables the reoccurrence of violence, and erodes trust in the legal system.<sup>500</sup>



## ECONOMIC AND SOCIAL CONTENTS

<b>Key Issues and Events</b>	<b>147</b>
<b>U.S. Reconstruction Funding for Governance and Economic and Social Development</b>	<b>148</b>
<b>Economic Profile</b>	<b>149</b>
<b>Banking and Finance</b>	<b>155</b>
<b>U.S. Economic and Development Support</b>	<b>157</b>
<b>Essential Services and Development</b>	<b>164</b>
<b>Economic Growth</b>	<b>169</b>
<b>Education</b>	<b>171</b>
<b>Health</b>	<b>174</b>

## ECONOMIC AND SOCIAL DEVELOPMENT

### KEY ISSUES AND EVENTS

In June, the United Nations reported that a drought was affecting two-thirds of Afghanistan's 34 provinces due to a precipitation deficit of 70 percent in recent months. As a result, the UN expected that, over the next six months, more than two million people would face severe food insecurity, and would be in "desperate need" of humanitarian assistance.<sup>501</sup> This development follows what SIGAR first reported last quarter: that seasonal rainfall and snowpack deficits were likely to have adverse effects on both irrigated and rain-fed crops (with more pronounced effects on the latter) in water-deficit areas.<sup>502</sup> USAID has told SIGAR that levels of precipitation and snowpack have been so low that, "in many parts of the country, the current rain-fed winter wheat crop has effectively been lost."<sup>503</sup> The Afghan government's Ministry of Agriculture, Irrigation, and Livestock anticipates that this year's wheat harvest will be more than one million metric tons lower than last year's.<sup>504</sup> The UN said it would require an additional \$117 million from donors to provide urgent humanitarian assistance to those affected by this natural disaster.<sup>505</sup>

In May, President Donald J. Trump announced that the United States was withdrawing from the Joint Comprehensive Plan of Action (JCPOA)—more commonly known as the "Iran Nuclear Deal"—that had lifted sanctions on Iran in return for Iran's limiting its nuclear power activity to ensure that it cannot produce nuclear weapons. According to Secretary of State Michael R. Pompeo, the President withdrew from the Iran deal because it failed to guarantee the safety of the American people.<sup>506</sup> Just how the sanctions will affect the Afghan economy and U.S. development efforts is not yet clear. At a minimum, they could affect Afghanistan's economic relationship with Iran, one of Afghanistan's top trading partners. The total value of merchandise trade between the two countries more than doubled from 2012 to 2016 to nearly \$1.3 billion, which made Iran Afghanistan's number-two trading partner (for goods) in 2016.<sup>507</sup> Iran has significant commercial interests in Afghanistan, particularly in the western province of Herat, where Iran provides electricity.<sup>508</sup> Re-imposing sanctions may also affect Afghanistan's trade relationship with India, which imports significant volumes of petroleum from Iran. India, which was the number-one destination for exports of Afghan goods in the first quarter of fiscal year 2018, is developing the Chabahar port in southern Iran, which would allow both Afghan and Indian

trade to bypass Pakistan. India was identified by President Trump as a “critical part of the South Asia strategy” for securing Afghanistan.<sup>509</sup>

On June 26, 2018, Afghan Minister of Finance Eklil Hakimi resigned. Hakimi, who is reportedly a key ally of President Ghani, attributed his resignation to unspecified personal reasons. Formerly Afghanistan’s ambassador to the United States, Hakimi oversaw Ministry of Finance efforts to increase Afghanistan’s domestic revenues.<sup>510</sup>

This quarter, the International Monetary Fund (IMF) said continued, significant violence and political uncertainty—the latter exacerbated by upcoming parliamentary elections scheduled for October 2018 and presidential elections scheduled for April 2019—were adversely affecting economic confidence and growth in Afghanistan.<sup>511</sup> The IMF made its statement as it released the results of Afghanistan’s third review under the Fund’s Extended Credit Facility (ECF).<sup>512</sup> The ECF is an IMF financing vehicle that provides assistance to countries experiencing extended balance-of-payments problems.<sup>513</sup> The IMF estimated that Afghanistan’s real GDP growth in 2017 was 2.5 percent, about the same level as in 2016 and identical to the Fund’s growth projection for 2018.<sup>514</sup> In contrast to the current, very modest annual increase in real GDP, growth averaged close to double digits during the first decade of reconstruction. The subsequent international troop drawdown in 2014 and swift decline of international military spending resulted in a significant demand shock from which Afghanistan is still recovering.<sup>515</sup>

SIGAR analysis shows that the Afghan government’s domestic revenues grew by 15.2 percent over the first four months of FY 1397 (December 22, 2017, to April 20, 2018), compared to the same period in FY 1396. This continues the trend of strong revenue growth reported by SIGAR over the last few quarters. Revenues grew at a substantially lower rate of 6.6 percent inclusive of the fifth month (April 21–May 21, 2018) of FY 1397.<sup>516</sup> While it is not clear why year-on-year revenue growth appeared to slow dramatically from Month 4 to Month 5 of FY 1397, SIGAR has previously observed that point-in-time data exports from Afghanistan’s government accounting system sometimes appear to under-report revenues due to what may be a lag in the logging of transactions (see pp. 185–186 of SIGAR’s October 2017 *Quarterly Report to the United States Congress* for more).<sup>517</sup> Over the first five months of FY 1397, expenditures decreased marginally by 0.4 percent year-on-year, consistent with the Afghan government’s intent to minimize an anticipated fiscal deficit in FY 1397.<sup>518</sup>

## **U.S. RECONSTRUCTION FUNDING FOR GOVERNANCE AND ECONOMIC AND SOCIAL DEVELOPMENT**

As of June 30, 2018, the U.S. government has provided approximately \$33.0 billion to support governance and economic and social development

in Afghanistan since 2002. Most of these funds—nearly \$19.9 billion—were appropriated to USAID’s Economic Support Fund (ESF). Of this amount, \$18.5 billion has been obligated and \$16.0 billion has been disbursed.<sup>519</sup>

In its FY 2018 budget request, the State Department indicated that U.S.-funded civilian-assistance programs in Afghanistan are intended to complement and reinforce the U.S. military’s ongoing train, advise, and assist (TAA) and counterterrorism (CT) efforts. Programs will focus on further consolidating the political, security, developmental, and social gains achieved since 2001, and aim to grow the Afghan economy. To mitigate corruption, they are to be implemented under strict monitoring conditions.<sup>520</sup>

## ECONOMIC PROFILE

Ongoing violence and political uncertainty related to the upcoming parliamentary and presidential elections, slated for October 2018 and April 2019, respectively, are undermining confidence and growth, according to the IMF.<sup>521</sup> Numerous other underlying challenges remain, including severe poverty, limited human capital, near-continuous conflict over multiple decades, an infrastructure deficit, and heavy reliance on foreign donor support.<sup>522</sup>

Adverse population dynamics also obstruct development: the World Bank said that in recent years Afghanistan has not been able to generate enough jobs for the estimated 400,000 Afghans entering its labor market every year. These labor market dynamics are, in part, the result of the country’s youth bulge, which has resulted in a “bottom-heavy” population distribution.<sup>523</sup>

According to the results of the recently released 2016–2017 Afghanistan Living Conditions Survey (ALCS), published periodically by Afghanistan’s Central Statistics Organization (CSO), the poverty rate has increased dramatically over the last decade. Whereas the 2007–2008 ALCS survey results showed that 34 percent of Afghans lived below the national poverty line, the 2016–2017 survey results suggested that figure had risen to 55 percent, implying that about 16 million Afghans lived below the national poverty line at the time of the survey. The CSO defines the national poverty line as the value of income required per person, per month to cover the costs of basic needs. For the 2016–2017 survey, this threshold was approximately \$29.50. While the 2013–2014 ALCS survey results were not suitable for comparison, most of the increase occurred in the intervening period between the last two surveys. According to the CSO, poverty increased due to the “deterioration in Afghanistan’s macro-economic and security situation” since the 2013–2014 survey as well as to “unsustainably high” population growth.<sup>524</sup>

The IMF estimated that Afghanistan’s real GDP growth in 2017 was 2.5 percent, about the same level as in 2016 and identical to the Fund’s growth projection for 2018.<sup>525</sup> In contrast to the current, very modest annual increase in real GDP, growth averaged close to double digits during the first decade of reconstruction. The subsequent international troop drawdown

**The World Bank, IMF, and others exclude the value of opium production from their reported GDP estimates. Afghanistan’s Central Statistics Organization releases official GDP growth figures in two categories—one that includes and one that excludes opium value (in 2016, 3.6 percent and 2.1 percent, respectively). Opium-related earnings boost domestic demand and are a significant source of foreign exchange. The estimated net value of opium production—that is, the estimated value of all income generated by opium production and trafficking minus the estimated value of imported precursor substances—was \$2.9 billion in 2016, equivalent to 16 percent of Afghanistan’s official GDP. The range of the net value of opium production in 2017 was \$2.6–4.8 billion, which was equal to 13–24 percent of GDP.**

Source: World Bank, *Afghanistan Development Update*, 11/2017, p. 1; IMF, “IMF Executive Board Concludes 2017 Article IV Consultation and Completes the Second Review Under the ECF for the Islamic Republic of Afghanistan,” Press Release No. 17/476, 12/8/2017; ADB, *Asian Development Outlook 2017*, 4/2017, p. 178; ADB, *Asian Development Outlook 2015*, 3/2015, p. 167; CSO, *Afghanistan Statistical Yearbook 2016–2017*, p. 163; UNODC, *Afghanistan Opium Survey 2016, Sustainable Development in an Opium Production Environment*, 5/2017, p. 44; UNODC, *Afghanistan opium survey 2017: Challenges to sustainable development, peace and security*, 5/2018, p. 5.

in 2014 and swift decline of international military spending resulted in a significant demand shock from which Afghanistan is still recovering.<sup>526</sup> The IMF's longer-term projections of 4–5 percent in 2021–2023 may represent the higher end of possible growth ranges, as donors have often overestimated Afghanistan's growth potential in the absence of the aforementioned demand stimulus.<sup>527</sup> Since May 2016, short- and mid-term IMF growth scenarios have consistently been revised downward. The IMF recently lowered its growth projection for 2018 by 0.5 percentage points—a decline of about 17 percent—since its previous projection of December 2017 to its current projection of 2.5 percent.<sup>528</sup> Projected out-year growth increases were contingent on no significant deterioration of security, unwavering donor support, and continued Afghan government reforms. Risks, the IMF said, were “mostly tilted to the downside.”<sup>529</sup>

### **Fiscal Outlook: Some Notable Improvements, but Underlying Structural Challenges Remain**

Since late 2014, when the Afghan government disclosed that it was in “urgent and immediate need” of \$537 million to close a sudden fiscal gap, growth of Afghanistan's organically generated domestic revenues has been strong.<sup>530</sup> Nevertheless, the IMF reported that an underlying fiscal deficit remains, as the operating balance excluding grants (domestic revenues minus operating expenditures) was equivalent to minus-6 percent of GDP in 2017.<sup>531</sup>

The IMF added that the Afghan government continues to face “substantial” fiscal risks in 2018.<sup>532</sup> While the FY 1397 (December 22, 2017–December 21, 2018) budget initially submitted to the Afghan parliament envisioned a zero fiscal balance, inclusive of grants, the revised budget that was eventually passed projected a deficit of approximately 1 percent of GDP, including grants. With hopes of mitigating the deficit, Afghan authorities agreed to a 1.5 percent increase of the FY 1397 revenue target under the IMF's Extended Credit Facility program.<sup>533</sup> Given these fiscal pressures, the IMF recommended that any scale-up of Afghan-government investment programs designed to stimulate aggregate demand should be gradual.<sup>534</sup>

### **Government Revenues and Expenditures: Revenue Gains Continue**

SIGAR analysis shows that the Afghan government's domestic revenues grew by 15.2 percent over the first four months of FY 1397 (December 22, 2017, to April 20, 2018), compared to the same period in FY 1396. This continues the trend of strong revenue growth reported by SIGAR over the last few quarters. Revenues grew by the significantly lower rate of 6.6 percent inclusive of the fifth month (April 21–May 21, 2018) of FY 1397.<sup>535</sup> It is not clear why year-on-year revenue growth appeared to slow dramatically from Month 4 to Month 5 of FY 1397. However, SIGAR has previously observed that point-in-time data exports from Afghanistan's government accounting system sometimes appear to under-report revenues due to what may be a lag



in the logging of transactions (see pages 185–186 of SIGAR’s October 2017 *Quarterly Report to the United States Congress* for more).<sup>536</sup>

SIGAR also noted that a relatively large percentage (11.3 percent) of revenues were categorized as “Miscellaneous” through FY 1397 Month 5. According to MOF officials, the “Miscellaneous” category is sometimes used as a catch-all category for uncategorized revenues prior to the MOF’s reconciliation.<sup>537</sup> Because **one-off domestic revenues** were negligible in the first five months of FY 1396 and FY 1397, both **sustainable domestic revenues** and aggregate domestic revenues grew at the same rate, year-on-year.<sup>538</sup>

Excluding those revenues categorized as “Miscellaneous,” taxes and duties on imports constituted the largest source (21.9 percent) of Afghan government revenue through the first five months of FY 1397, followed closely by sales taxes (21.7 percent). Administrative fees, which consist of fees collected in exchange for services provided by the government, represented 19.9 percent of total revenues through the first five months, while income taxes were 16.3 percent of total revenues, less those categorized as “Miscellaneous.”<sup>539</sup>

Over the first five months of FY 1397, expenditures decreased marginally by 0.4 percent year-on-year, consistent with the Afghan government’s intent to minimize an anticipated fiscal deficit in FY 1397.<sup>540</sup> For more on the anticipated FY 1397 deficit, see SIGAR, *Quarterly Report to the United States Congress*, April 30, 2018, page 152.

The fact that a relatively large amount of revenues were classified as “Miscellaneous” in both Months 4 and 5 of this fiscal year precluded a year-on-year comparison of revenues at the line-item level.<sup>541</sup> Because the MOF recategorizes revenues from the “Miscellaneous” category as they are reconciled, presenting year-on-year, line-item percent changes before more complete reconciliation occurs could be misleading.<sup>542</sup> However, SIGAR provides a five-month, year-on-year comparison of major expenditure categories in Table 3.17 on the following page.

## Afghan Minister of Finance Eklil Hakimi Resigns

On June 26, 2018, Afghan Minister of Finance Eklil Hakimi resigned. Hakimi, who is reportedly a key ally of President Ghani, attributed his resignation to unspecified personal reasons. Hakimi formerly served as Afghanistan’s ambassador to the United States, and oversaw Ministry of Finance efforts to increase Afghanistan’s domestic revenues.<sup>543</sup> Hakimi will reportedly take on a new position as a senior presidential advisor for international affairs.<sup>544</sup>

According to reporting from *Khaama Press*, President Ghani has appointed Dr. Humayoun Qayoumi as acting finance minister. Dr. Qayoumi had been serving as the president’s senior advisor on infrastructure, human capital, and technology.<sup>545</sup> In the early days of reconstruction, he served as a senior advisor to the future president during Ghani’s tenure as finance

### Sustainable Domestic Revenues:

According to Afghanistan Ministry of Finance (MOF) officials, these are revenues like customs, taxes, and non-tax fees. Multilateral institutions such as the World Bank and the International Monetary Fund use reports of these revenues to judge the Afghan government’s fiscal performance.

**One-Off Domestic Revenues:** These are nonrecurring revenues arising from one-time transfers of funds, such as central bank profits, to the Afghan government. The IMF excludes central bank transfers from its definition of domestic revenues for the purpose of monitoring Afghanistan’s fiscal performance under its Extended Credit Facility Arrangement.

Source: SIGAR, communications with MOF officials, 8/21/2017; SIGAR, communications with IMF officials, 9/7/2017.



**Former Minister of Finance Eklil Hakimi,** right, and USAID Mission Director Herbie Smith are pictured at a signing ceremony in October 2016. (USAID photo)

TABLE 3.17

EXPENDITURES, FIRST FIVE MONTHS, FISCAL YEARS 1396 AND 1397 COMPARED (IN AFGHANIS)			
Category	1396 (Through Month 5)	1397 (Through Month 5)	% Change
Wages and Salaries <sup>a</sup>	AFN 66,179,317,229	AFN 64,829,015,494	(2.0%)
Goods and Services <sup>b</sup>	16,920,876,173	16,082,790,285	(5.0%)
Subsidies, Grants, and Social Benefits <sup>c</sup>	8,334,215,688	9,927,821,034	19.1%
Acquisition of Assets <sup>d</sup>	11,939,689,777	12,034,585,166	0.8%
Interest and Repayment of Loans <sup>e</sup>	464,274,198	504,271,550	8.6%
<b>Total</b>	<b>AFN 103,838,373,065</b>	<b>AFN 103,378,483,529</b>	<b>(0.4%)</b>

- Note:
- <sup>a</sup> Compensation of government employees.
  - <sup>b</sup> Includes: (1) payments to private firms in return for goods and/or services, and (2) payments to other government units or agencies in return for services performed by those units or agencies.
  - <sup>c</sup> Includes: (1) expenditures made to entities in return for development assistance and promotional aid, or reimbursement for losses caused by equalization of commodity tariffs, price controls, and other similar purposes that are not repayable; (2) grants to other government units for which unequal value is provided in return; and (3) social assistance benefits not covered by social security.
  - <sup>d</sup> Expenditures related to the purchase or improvement of assets.
  - <sup>e</sup> Interest, principal payments, and fees related to government debt.

Source: SIGAR analysis of USAID-provided AFMIS data exported 6/26/2018; SIGAR analysis of USAID-provided AFMIS data exported 1/8/2018; Government of Afghanistan, MOF, *Chart of Account Guide Fiscal Year: 1397, Version 1, "Object Exp Long Des," 1/7/2018.*

minister.<sup>546</sup> Before entering the Ghani administration, Dr. Qayoumi was the president of San Jose State University in the San Francisco Bay Area. In an interview with a local Bay Area news station in 2015, Dr. Qayoumi said that he and Ghani had been college roommates at the American University of Beirut, and that he and the president had “been best of friends for 47 years now.”<sup>547</sup>

## Trade

In 2017, Afghanistan sustained an estimated merchandise trade deficit equivalent to more than 30 percent of its GDP, according to the IMF. The IMF anticipated that the merchandise trade deficit would remain largely unchanged through the next few years, dropping to just under 30 percent of GDP in 2020.<sup>548</sup>

These projections appeared to raise questions regarding the apparent goal established by Afghanistan’s Ministry of Industry and Commerce (MOIC) of increasing exports from \$750 million to \$2 billion by 2020. USAID’s forthcoming Country Development Cooperation Strategy (CDCS) will support this goal, but not a specific dollar value, according to an Office of Economic Growth portfolio review provided to SIGAR this quarter.<sup>549</sup> The IMF projected that exports of goods would be \$842 million by 2019, far lower than the \$1.4 billion figure for 2019 implied by MOIC’s goal, which assumes a compound annual growth rate of 39 percent from 2017–2020.<sup>550</sup> However, the IMF’s 2017 trade figures represented year-end estimates rather than final tallies and the Fund’s projections may not take into account a concerted effort by USAID to raise exports.<sup>551</sup>

Supporting the proposition that Afghanistan can rapidly grow its exports is the fact that exports by air have been growing at an impressive rate. USAID said that last year's exports by air reached approximately \$323 million through October 2017, which over that 10-month period represented a \$73 million (or approximately 29 percent) gain over the total value of air-transported exports in 2016.<sup>552</sup> According to the Asian Development Bank, the June 2017 opening of an air corridor with India boosted Afghanistan's exports in 2017, which saw increased sales of Afghan fruit.<sup>553</sup>

But many challenges to trade persist. Afghanistan's landlocked geography, poor infrastructure, institutional deficits, and ongoing conflict all threaten trade expansion. The IMF said being landlocked introduces other challenges: import and export costs and delays are higher for landlocked countries than for those with coastlines. For Afghanistan, high energy costs and low levels of access to electricity, land, and finance also pose obstacles.<sup>554</sup>

To address these challenges, in addition to its recent, aggressive expansion of air corridors, Afghanistan has signed various bilateral and regional trade agreements with neighboring countries. For example, although geopolitical factors have inhibited its full implementation, a transit trade agreement between Afghanistan and Pakistan allows the countries to leverage one another's transit corridors. According to the IMF, transit trade represents an opportunity to turn Afghanistan's landlocked geography into a comparative advantage. Meanwhile, the agreement between Iran and India to develop the Chabahar seaport in southeastern Iran has the potential to open up further trade with India, which in turn hopes to use the port to transit its own goods through Afghanistan into Central Asia.<sup>555</sup>

## Export and Import Data

SIGAR analysis of data from Afghanistan's Central Statistics Organization (CSO) paints a picture of encouraging merchandise export growth in FY 1396 (December 21, 2016–December 21, 2017).<sup>556</sup> While exports of goods in the first half of FY 1396 were down marginally by about 3 percent—a result that corresponds with the World Bank's analysis of November 2017—strong pick-up over the second-half of FY 2017 resulted in impressive annual growth of 28 percent.<sup>557</sup> Although imports grew at the lower rate of about 15 percent from FY 1395 to FY 1396, the merchandise trade deficit widened considerably, by more than \$800 million (or 13 percent) over the same time period.<sup>558</sup>

On July 1, 2018, the CSO released merchandise trade data for the first quarter of FY 1397, providing an updated picture of Afghanistan's export and import composition.<sup>559</sup> By a wide margin, India was Afghanistan's number-one export destination in the first quarter of FY 2018, receiving nearly 53 percent (\$91.2 million) of Afghanistan's total exports of goods during the quarter. The importance of India as a trading partner cannot be overstated:

Afghanistan's number-one export in the first quarter of FY 1397 was asafetida (a fetid gum resin used for flavoring in Indian cooking), which accounted for nearly 20 percent (\$33.9 million) of total goods exports in the first quarter. Almost all of Afghanistan's asafetida exports (99.9 percent) went to India.<sup>560</sup>

More than half (nearly 57 percent) of Afghanistan's imports in the first quarter of FY 1397 came from four countries: China, Iran, Pakistan, and Kazakhstan. Its main import was wheat flour, which represented about 11 percent of total imports for the period.<sup>561</sup>

## **Effects of Renewed Iran Sanctions on Afghan Economy Unclear**

In May, President Donald J. Trump announced that the U.S. was withdrawing from the Joint Comprehensive Plan of Action (JCPOA)—more commonly known as the “Iran Nuclear Deal” of 2015—that lifted sanctions on Iran in return for Iran's limiting its nuclear power activity to ensure that it is unable to produce nuclear weapons. According to Secretary of State Pompeo, the President withdrew from the Iran deal because it failed to guarantee the safety of the American people.<sup>562</sup>

Just how the sanctions will affect the Afghan economy and U.S. development efforts is not yet clear. At a minimum, they could affect Afghanistan's economic relationship with Iran, which is one of Afghanistan's top trading partners. The total value of merchandise trade between the two countries more than doubled from 2012 to 2016 to nearly \$1.3 billion, which made Iran Afghanistan's number-two trading partner (for goods) in 2016.<sup>563</sup> Iran has significant commercial interests in Afghanistan, particularly in the western province of Herat, where Iran provides electricity.<sup>564</sup>

The sanctions could also affect Afghanistan's trade relationship with India. President Trump called India a “critical part of the South Asia strategy” for securing Afghanistan. India imports significant volumes of petroleum from Iran, and is also developing the Chabahar port in southeastern Iran, which would allow both Afghan and Indian trade to bypass Pakistan.<sup>565</sup> U.S. officials have pointed to Chabahar as an example of how Afghanistan is increasing regional trade integration.<sup>566</sup>

The December 2017 opening of the Indian-backed port was intended to provide Afghanistan with an alternative to the Pakistani port of Karachi, and India with access to Central Asian markets. Some media reports following the announcement of the U.S. withdrawal from the JCPOA indicated that re-imposed sanctions could significantly hinder the port's development.<sup>567</sup> However, according to reporting from Reuters in late May, Indian Foreign Minister Sushma Swaraj said that India observed only U.N. sanctions rather than “unilateral sanctions by any country,” and in late June the Indian government said that it planned to have Chabahar fully operational by 2019.<sup>568</sup> Whether the sanctions will have an impact on U.S. economic development efforts in Afghanistan, India's role in that development, or on Afghanistan itself is unknown, and much depends on the reaction from New Delhi.

## BANKING AND FINANCE

The Afghan banking sector comprises 15 banks. Three banks are state-owned; of the remaining 12, nine are private and three are foreign commercial-bank branches.<sup>569</sup> While the financial sector remains vulnerable to adverse shocks due to poor asset quality, capital shortfalls, and management deficiencies at several banks, the banking sector recently has been chipping away at risk.<sup>570</sup> According to data presented by the IMF, by the end of 2017, the ratio of non-performing loans to gross loans was at the lowest level seen since the beginning of 2015. The ratio of adversely classified loans (loans that banks doubt will be repaid) to gross loans, meanwhile, dropped dramatically from the third to the fourth quarter of 2017, while the ratio of regulatory capital to risk-weighted assets climbed from 2016 to 2017, before leveling off in the first quarter of 2018.<sup>571</sup>

However, the banking sector is only marginally profitable, and, overall, both return on assets and return on equity for the sector dipped into the red in the first quarter of 2018, according to the IMF.<sup>572</sup> While hedging risk may mitigate the threat of adverse shocks, it may also be further restricting access to finance—already a significant obstacle in Afghanistan. Banks are reportedly reluctant to lend large amounts to individual borrowers, and businesses face substantial collateral requirements of 100–200 percent of loan values, according to some representatives of the Afghan private sector.<sup>573</sup>

### Treasury Technical Assistance: No Significant Updates this Quarter

In March 2015, the U.S. Treasury's Office of Technical Assistance (OTA) signed an agreement with Afghanistan's MOF to develop and execute technical-assistance and capacity-building programs aimed at strengthening the government's public financial management. OTA also helps the Government of Afghanistan to provide better oversight of its financial sector. President Ghani requested OTA renew its engagement with the Afghan government in 2014 to assist with budget reforms, among other activities.<sup>574</sup> OTA's current work in Afghanistan is funded through an inter-agency agreement with USAID that expires in September 2019.<sup>575</sup> Despite security constraints, OTA says it remains engaged with Afghan counterparts, including remotely by e-mail and phone. OTA also holds training events in third countries.<sup>576</sup>

This quarter, Treasury said it had no plans to alter its technical-assistance program in response to the Administration's new South Asia strategy, as the issues OTA addresses are enduring.<sup>577</sup> While Treasury provided no significant updates on its work in Afghanistan this quarter, OTA said it plans to conduct a **problem bank resolution** workshop for Afghan deposit insurance fund staff in Baku, Azerbaijan in late August.<sup>578</sup> USAID emphasized that the issues OTA is addressing were crucial to improving economic governance but added, "OTA has been shy to expand their operations in Afghanistan despite several efforts by OEG to get more OTA technical assistance."<sup>579</sup>

---

**Problem bank resolution:** a process through which authorities resolve a situation in which a financial institution is in danger of failing. Examples include deposit payoffs and purchase and assumption (P&A) transactions. In a P&A transaction, a healthy institution agrees to purchase some or all of the assets, and to assume some or all of the liabilities, of a failed institution. Effective resolution is believed to foster stable financial systems.

---

Source: FDIC, *Resolutions Handbook*, 12/23/2014, pp. 5–6; IMF, "Bank Resolution Powers and Tools," 10/20/2016, p. 5.



## SIGAR INVESTIGATION

On March 19, 2016, President Ghani signed a decree allowing SIGAR to help detect and retrieve Kabul Bank assets in foreign countries. The decree instructed the Attorney General's Office, MOF, Ministry of Interior, FinTRACA, and Kabul Bank entities to provide SIGAR relevant information and documents. SIGAR is using the retrieved documents in support of an ongoing investigation related to the Kabul Bank case.

Source: GIROA, Office of the President, Presidential Decree, Serial Number 2726, 3/19/2016.

**Pointing to the findings of SIGAR's recently completed assessment of the Afghan government's anticorruption reform efforts, DOJ said that donors do not demand sufficient accountability, and instead "generally go along with the status quo of Afghan corruption and dysfunction."**

Source: DOJ, response to SIGAR data call, 6/23/2018.

## Kabul Bank Theft: DOJ Reports that Corruption Continues to Stall Recovery of Stolen Assets

Kabul Bank—a systemically important Afghan financial institution—nearly collapsed in September 2010 due to embezzlement and fraud by a handful of politically connected individuals and entities.<sup>580</sup> The subsequent \$825 million bailout by the Afghan government, representing approximately 5–6 percent of GDP, made it one of the largest banking catastrophes in the world, relative to GDP.<sup>581</sup> The aftermath of the scandal exposed an elaborate fraud and money-laundering scheme orchestrated by Kabul Bank founder Sherkhan Farnood, chief executive officer Khalilullah Ferozi, and other key shareholders and administrators. Years later, the legacy of Kabul Bank continues to be a striking symbol of the extensive corruption and criminality that threatens the Afghan government's legitimacy, according to a report from the United States Institute of Peace (USIP).<sup>582</sup> The U.S. Department of Justice (DOJ) has referred to the scandal as “one of the most notorious fraud cases in Afghan history.”<sup>583</sup>

Every quarter, SIGAR asks DOJ and the Department of State's Bureau of South and Central Asian Affairs (SCA) to provide an update on Kabul Bank Receivership (KBR) efforts to recover funds stolen from the Kabul Bank. The KBR was established to manage Kabul Bank's bad assets.<sup>584</sup> DOJ communicated to SIGAR that interference from both Afghan law enforcement and other government authorities continues to impede the KBR's collection efforts. DOJ relayed doubts from the KBR that authorities would pursue major debtors, despite the fact that, according to at least one KBR official, “the government knows where they live.” Moreover, high-level KBR officials themselves have been accused of corruption.<sup>585</sup> As reported by the KBR, total recoveries now stand at \$451.65 million (including forgiven interest payments and assets that have been identified but remain unrecovered), which represented a 0.75 percent increase over the previous quarter (\$448.3 million). More than \$590 million owed to the Afghan government remains outstanding.<sup>586</sup>

Despite the Afghan government's public promise of action, reflected in the Afghanistan Compact, DOJ told SIGAR that Afghanistan's Attorney General has communicated privately that “he is not going to pursue any additional defendants.”<sup>587</sup>

## DOJ: Process for Recovering Kabul Bank's Stolen Assets is “Unwieldy, Cumbersome, and Bureaucratic”

In response to SIGAR's requests for information regarding the Kabul Bank scandal this quarter, DOJ said that an “unwieldy, cumbersome, and bureaucratic” process for seizing assets exacerbates the effects of corruption on the KBR's capacity to recover stolen funds.<sup>588</sup>

First, the “Special Committee on Kabul Bank” (the “Committee”) is required to draft an agreement that must be signed by the KBR, the

Ministry of Urban Development, and the MOF. Once signed, the agreement is presented to a court for approval. If the court approves, a court order is then sent to the Ministry of Justice, which convenes a meeting of relevant stakeholders, including MOF and Ministry of Interior (MOI) officials, and representatives from local government and tribes. Following this consultation, this group serves the court order to the debtor and specifies the deadline by which the debtor must relinquish his property. If the deadline is not met, the MOI bears responsibility for forcibly seizing the property.<sup>589</sup>

Using information relayed to it by a KBR contact, DOJ provided an illustrative example of breakdown in the asset-recovery process. At one point in time, the Committee attempted to pursue the assets of a Balkh Province-based militia commander connected to a high-level official currently serving in the Afghan government. KBR officials engaged in the extensive process described above. However, when the process reached the stage at which the property would actually be seized, both MOI and local officials reportedly “backed down.” DOJ pointed out that the Afghan government’s inability to effectively enforce the rule of law reflects a fundamental lack of will to ensure a properly functioning criminal justice system.<sup>590</sup> State SCA has communicated to SIGAR that Afghan government authorities hinder the KBR’s asset-recovery efforts.<sup>591</sup> SIGAR will continue to provide updates on Kabul Bank asset recoveries in future quarters.

**According to DOJ, one KBR official described the process for recovering the Kabul Bank’s stolen assets as (in DOJ’s words) a “byzantine journey . . . which winds its way through a sclerotic bureaucracy before ending up at an impotent police force.”**

Source: DOJ, response to SIGAR data call, 6/23/2018.

## U.S. ECONOMIC AND DEVELOPMENT SUPPORT

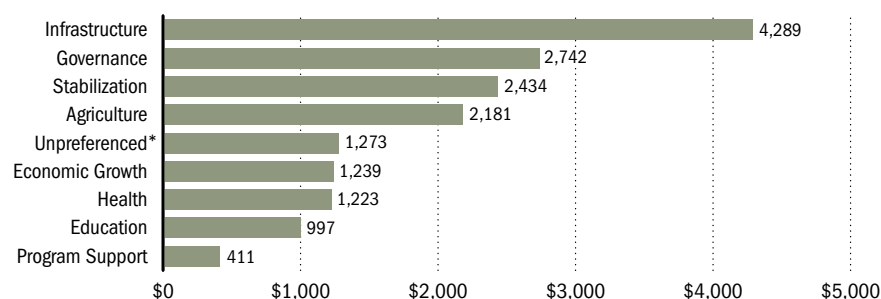
Most assistance from the Economic Support Fund goes toward USAID’s development programs. In September 2015, USAID published an updated Performance Management Plan to guide and measure its development objectives, and to articulate its development strategy through 2018. USAID’s overall goal through 2018 was to promote Afghan-led sustainable development. That goal was to be supported by expanding agriculture-led economic growth, maintaining gains in education, health, and women’s empowerment, and increasing the performance and legitimacy of the Afghan government.<sup>592</sup>

USAID recently commissioned an assessment of its current 2015–2018 strategy. The assessment found that, despite sound overall goals, many key components of USAID’s development approach in Afghanistan have not proven to be valid. For more on the assessment, see pages 59–60 of SIGAR’s January 2018 *Quarterly Report to the United States Congress*.<sup>593</sup>

USAID is developing its first Country Development Cooperation Strategy (CDCS) for Afghanistan. The CDCS will articulate how USAID plans to support the new U.S. South Asia strategy. USAID expects the CDCS to be completed this summer.<sup>594</sup> However, USAID said this quarter that it has not yet been finalized.<sup>595</sup> Figure 3.38 shows USAID assistance by sector.

FIGURE 3.38

USAID DEVELOPMENT ASSISTANCE, CUMULATIVE DISBURSEMENTS, AS OF JULY 9, 2018 (\$ MILLIONS)



Note: USAID Mission-managed funds. Numbers are rounded. Agriculture programs include Alternative Development. Infrastructure programs include power, roads, extractives, and other programs that build health and education facilities. OFM activities included under Program Support funds.

\*Unpreferred funds are U.S. contributions to the ARTF that can be used for any ARTF-supported initiatives.

Source: SIGAR analysis of USAID, response to SIGAR data call, 7/12/2018; SIGAR, analysis of World Bank, ARTF, *Administrator's Report on Financial Status*, as of May 21, 2018.

## USAID Releases Mid-Term Evaluation Results of, and Ends, its New Development Partnership

USAID's New Development Partnership (NDP), which began implementation in mid-2015, was a four-year, \$800 million program designed to help the Afghan government ensure fiscal sustainability, improve governance, enhance stability, and combat poverty. USAID recently discontinued NDP. NDP was intended to be an incentive-based program to speed the Afghan government's reform efforts, specifically the achievement of 40 key development results.<sup>596</sup>

While the mid-term evaluation stated it was too early to conclude whether all NDP results directly contributed to intended objectives, evaluators concluded that, overall, USAID's operational management of the NDP has been adequate. However, they recommended modifications to the NDP that include an overarching program purpose and a justification for allocated resources, among others.<sup>597</sup> For more information see pages 124–126.

## Natural Resources: An Under-Tapped Source of Government Revenue and Economic Growth

The Afghan government has said that development of its natural resources and the fiscal reform of the extractives industry are critical to medium-term domestic revenue mobilization.<sup>598</sup> According to evaluators of USAID's now-concluded flagship mining program—the Mining Investment and Development for Afghan Sustainability project—the extractives sector is the “country's best, and perhaps only” option to generate the level of economic growth that would support inclusive job creation (i.e., job creation

### SIGAR SPECIAL PROJECT

This quarter, SIGAR released a review that examined the extent to which three DOD- and USAID-funded extractives-sector programs assisted the Afghan government in generating revenue. DOD and USAID cumulatively spent \$125.4 million on the programs, which were designed to assist the Ministry of Mines and Petroleum to develop and award extractive tenders. SIGAR found that none of the three programs achieved that goal, and not a single extractive tender that TFBSO or USAID supported resulted in a contract that is currently active. For more see p. 29 of this report.

where economic benefits are distributed among most Afghans as opposed to only a few).<sup>599</sup>

The theoretical possibilities of Afghanistan's extractives sector have some basis in fact. In 2010, DOD's Task Force for Business and Stability Operations estimated the potential value of the country's mineral deposits at \$908 billion, a figure that was rounded upward to \$1 trillion and widely cited.<sup>600</sup> Nevertheless, as SIGAR has reported previously, optimistic projections by the Afghan and U.S. governments consistently underestimated the time and costs, both in terms of capital and political will, required to get the mining industry going, while overestimating revenue projections despite low international demand. While the hope is that private-sector investment will bring money and infrastructure, licit investment might not come if perceived levels of profit potential remain low.<sup>601</sup>

The Afghan government believes that underdeveloped infrastructure, declining commodity prices, and ongoing security challenges all hinder progress in this potentially important sector.<sup>602</sup> The inability of the Afghan parliament to amend the existing mining law has also obstructed the development of the sector, although the Afghan government claims that it plans to work with the IMF and the World Bank to submit an amended version to parliament.<sup>603</sup> Speaking at an event at the Center for Strategic and International Studies in November 2017, then-Assistant to the Administrator for the Office of Afghanistan and Pakistan Affairs Greg Huger commented that previous U.S. efforts to develop Afghanistan's extractives sector "really weren't very successful."<sup>604</sup>

While licit mining languishes, illegal mining—broadly defined—is widespread in Afghanistan. According to USIP, most mineral extraction that occurs in the country is either unregulated or illicit. In some cases, local communities have operated for decades under informal agreements brokered before the current regulatory regime took effect. The Taliban and various criminal networks control other sites.<sup>605</sup>

## Current Level of U.S. Support to Afghanistan's Extractives Sector Remains Relatively Low

As SIGAR reported in its October 2017 *Quarterly Report to the United States Congress*, there appeared to be renewed interest in developing Afghanistan's extractives sector following President Trump's August 2017 announcement of a new South Asia strategy.<sup>606</sup> In September 2017, President Trump met with Afghan President Ashraf Ghani on the sidelines of the United Nations General Assembly in New York where they discussed, among other topics, how American companies could rapidly develop Afghanistan's rare-earth minerals to lower the costs of U.S. assistance and render Afghanistan more self-reliant.<sup>607</sup> In the meeting, President Ghani said, "The economic development and prosperity of Afghanistan depend on its mining sector."<sup>608</sup>

### Potential Data-Quality Issue

While the Taliban derive some revenues from illegal mining, they are difficult to quantify. A November 2017 USAID Office of Economic Growth portfolio review stated that annual revenues from illegal mining flowing to antigovernment forces amounted to about \$200–300 million. USAID said that this figure was derived from a USIP report. The USIP report, which refers only to Taliban revenues from illegal mining rather than to the revenues of all "antigovernment forces," cited an article published in the United States Military Academy Combating Terrorism Center's *CTC Sentinel*, which as the publication's name suggests, addresses counterterrorism issues. The article referenced the author's interview of a single "Afghan extractives analyst who spoke on the condition of anonymity." Therefore, while \$200–300 million may represent a best estimate of illegal mining revenues flowing to the Taliban, it is a figure derived from an interview with a single anonymous expert and does not appear to have been verified elsewhere.

Source: USAID, OEG, "Context Slides for OEG Portfolio Review—Private Sector Export-led Economic Growth," 11/15/2017, p. 12; USAID, OEG, response to SIGAR data call, 6/21/2018; USIP, *Illegal Mining in Afghanistan: A Driver of Conflict*, 7/2017, pp. 1–2, 4; *CTC Sentinel*, "The Taliban Stones Commission and the Insurgent Windfall from Illegal Mining," Vol. 10, no. 3, (2017): 32, 35.

The U.S. media widely reported on those discussions, generating speculation that the United States would engage in a reinvigorated effort to develop Afghanistan's extractives sector.<sup>609</sup> However, nearly one year after the Trump administration made the decision to recommit to Afghanistan, U.S. extractives sector programming remains relatively minimal. USAID has interagency agreements with the Department of Commerce to provide legal assistance to the sector and with the United States Geological Survey (USGS) to provide technical advisory services, but these represent the only current U.S.-led initiatives to develop the natural resources industry.<sup>610</sup>

Under the five-year, \$18.2 million agreement between USAID and USGS, signed in December 2017, USGS will review, organize, and archive existing minerals data and assessments, and focus exclusively on providing technical support to Afghanistan's Ministry of Mines and Petroleum (MOMP).<sup>611</sup> USAID has two agreements with the U.S. Department of Commerce's Commercial Law Development Program (CLDP). The more recent, a five-year, \$20 million agreement signed in February 2018, includes several objectives, one of which relates to Afghanistan's extractives sector. The extractives sector objective focuses on improving the legal and regulatory regime in the mining sector as well as building the capacity of MOMP's staff to administer its mining contracts.<sup>612</sup> The second agreement, a \$13.1 million activity scheduled to end in 2019, supports MOMP with drafting policies, regulations, and commercial laws for the mining sector.<sup>613</sup>

Even considered together, the scale and scope of these programs are far more modest than previous U.S. efforts, which amounted to hundreds of millions of dollars in support. However, SIGAR has assessed that, overall, these prior efforts were largely ineffective.<sup>614</sup> While USAID has told SIGAR that assisting Afghanistan to develop its extractives sector is a component of the new South Asia strategy, how that component will be fully developed has not yet been determined.<sup>615</sup>

## **USAID Discusses Mining Opportunities and Challenges with Afghan Private Sector**

On February 7, 2018, USAID and the U.S. Embassy in Kabul hosted an event to explore challenges and opportunities for the private sector in Afghanistan's mining industry. Representatives from the Afghan business community, Afghan government, and donor countries participated. SIGAR received a final report on the event this quarter.<sup>616</sup>

Speaking at the event, U.S. Ambassador to Afghanistan John Bass stated that Afghanistan's revenues from mining had increased from \$14 million in 2016 to more than \$31 million in 2017, despite no new contracts being issued in the last three years.<sup>617</sup> SIGAR analysis shows that the 2017 figure represents only 0.62 percent of total Afghan government revenues for that year, inclusive of donor grants.<sup>618</sup> An evaluation of USAID's Mining Investment and Development for Afghan Sustainability project that ended in 2017 states



that 2016 mining revenues were \$20 million, about 43 percent higher than the \$14 million figure cited by Ambassador Bass, but still minimal relative to the scale of what is believed to be Afghanistan's untapped mineral wealth.<sup>619</sup>

According to the event report, private-sector representatives expressed their desire for assistance in forging links to international markets, and in obtaining machinery, equipment, and technical assistance. They hoped that the Afghan government could help identify international companies that could help them fill these needs. Private-sector representatives also called for clear and consistent policies in the mining sector, and noted that deficiencies in the current mining law and leadership turnover at MOMP added to uncertainty surrounding the sector.<sup>620</sup> MOMP is currently headed by Acting Minister Nargis Nehan, whose nomination for a permanent position at the ministry was rejected by the Afghan parliament in December 2017.<sup>621</sup> The Department of Commerce reported this quarter that while there are two drafts of a new mining law, it has no information on when one may be enacted.<sup>622</sup>

Private-sector representatives also urged the Afghan government to begin issuing new contracts and licenses. Afghan government representatives said they had initiated a "pause" to consolidate past efforts to develop the sector and to conduct a value-chain analysis of key commodities. According to private-sector representatives, one negative impact of the pause was the further proliferation of illegal mining, which has lowered prices in the countries to which the illicit products are exported, limiting the market for legitimate businesses, which must pay taxes and royalties.<sup>623</sup>

One benchmark included in the Afghanistan Compact, which was introduced by the Afghan government in August 2017 in order to "demonstrate the government's commitment to creating a peaceful, stable, and prosperous society," was to initiate a new round of mining concessions by January 2018.<sup>624</sup> USAID's legal and technical assistance to MOMP was designed to support the Afghan government in meeting its obligations under the compact.<sup>625</sup> A compact status tracker dated May 15, 2018, listed that benchmark as having been completed.<sup>626</sup> However, the State Department informed SIGAR that, according to media reports, a contract to develop a salt mine in Ghoryan (Herat Province), which was signed in support of completing this benchmark, had been canceled, and the benchmark remains outstanding.<sup>627</sup>

## Agriculture: Two Million Afghans May Face Food Insecurity Due to Drought Conditions

The World Bank has called agriculture a "pillar of economic development and national security in Afghanistan."<sup>628</sup> More than half of the rural labor force works in the agricultural sector, which employs about 40 percent of Afghans overall. Historically, agriculture has made substantial contributions to Afghanistan's economic growth.<sup>629</sup> However, the World Bank's characterization that agriculture is a pillar of national security requires a major caveat—SIGAR has reported that opium-poppy cultivation has undermined

**In March, the USAID-founded Famine Early Warning Systems Network (FEWS NET) reported that both rain-fed and irrigated crops in water-deficit areas were likely to be affected by current drought conditions. However, USAID told SIGAR this quarter that the drought will not impact irrigated crops. According to FEWS NET, while snowmelt has contributed to water availability in most irrigated areas, dry spells and below-average precipitation levels reduced the area planted under wheat in both irrigated and rainfed areas for the 2017–2018 agricultural year, compared to 2016–2017.**

Source: FEWS NET, "Afghanistan Food Security Outlook: High levels of food assistance needs will persist through at least early 2019," 6/2018, p. 3; FEWS NET, "Afghanistan – Seasonal Monitor: Thu, 2018-03-15," 3/15/2018, <http://www.fews.net/central-asia/afghanistan/seasonal-monitor/march-15-2018>, accessed 3/21/2018; USAID, response to SIGAR vetting, 7/10/2018; FEWS NET, "About Us: Famine Early Warning Systems Network," n.d., <http://www.fews.net/about-us>, accessed 3/21/2018.

security goals by providing a major revenue source for the insurgency, undermining Afghan government legitimacy, and exacting an enormous human and financial toll.<sup>630</sup>

As SIGAR reported last quarter, seasonal precipitation and snowpack deficits have resulted in a drought affecting large swaths of Afghanistan.<sup>631</sup> According to the United Nations, two-thirds of provinces have been affected. Consequently, the UN anticipated that two million Afghans would become “severely food insecure” and “in desperate need of life-saving humanitarian assistance” within the next six months, as of June 2018. As a result, the UN said it would require an additional \$117 million from donors in order to provide urgent humanitarian assistance to those affected by this natural disaster. The UN has already provided about \$1.2 million in assistance to the hardest-hit parts of Badghis Province in Afghanistan’s northwest.<sup>632</sup> As a result of the drought, the Afghan government’s Ministry of Agriculture, Irrigation, and Livestock anticipates that this year’s wheat harvest will be more than one million metric tons lower than last year’s.<sup>633</sup> However, USAID anticipated that the harvest for high-value irrigated crops would be productive.<sup>634</sup>

## **USAID Assistance to the Ministry of Agriculture, Irrigation, and Livestock**

USAID’s agricultural projects aim to enhance food security, create jobs and export markets, increase incomes and productivity, and enhance the government’s ability to promote broad-based growth. USAID hopes to bolster the Ministry of Agriculture, Irrigation, and Livestock’s (MAIL) “farmer-focused” approach through marketing and production of livestock products and high-value horticultural crops, the rehabilitation of irrigation and drainage systems, and increased use of new technologies.<sup>635</sup>

Since 2002, USAID has disbursed nearly \$2.2 billion to improve agricultural production, increase access to markets, and develop income alternatives to growing poppy for opium production.<sup>636</sup> Pages 191–200 of this quarterly report discuss USAID’s agriculture alternative-development programs. USAID’s active agriculture programs have a total estimated cost of \$435 million and can be found in Table 3.18.

## **Agricultural Development Fund Update: Shrinking Loan Portfolio and Questions about Sustainability**

SIGAR has concerns that a credit facility established by USAID to help develop Afghanistan’s agricultural sector may be facing significant sustainability challenges.<sup>637</sup> Given the centrality of agriculture to the Afghan economy and the difficulties Afghan farmers faced in accessing credit, USAID established the Agricultural Development Fund (ADF) in July 2010 through a \$100 million grant to MAIL. The purpose of the ADF, which remains active, is to provide credit to agribusinesses, commercial farmers,

**In early 2016, the Agricultural Development Fund (ADF) changed its loan-write-off policy so that only loans that are overdue by more than 1,095 days (three years) are counted as losses. The new policy significantly lengthened the period of time after which loans were counted as losses, deviated substantially from Afghan central bank (DAB) standards, and altered the definition of a key indicator used to assess the performance of USAID’s assistance to the ADF. The ADF is not a bank and is thus not regulated by DAB.**

Source: USAID, *Agricultural Credit Enhancement II (ACE-II) Program Annual Report No. 2: June 23, 2016–June 22, 2017*, 7/31/2017, p. 20; USAID, *Agricultural Credit Enhancement II (ACE-II) Program Q2-FY 2017: January–March, 2017*, 4/30/2017, p. 30; USAID, *Agricultural Credit Enhancement (ACE) Program Final Report*, 2/15/2015, pp. 1, 45.

# ECONOMIC AND SOCIAL DEVELOPMENT

TABLE 3.18

<b>USAID ACTIVE AGRICULTURE PROGRAMS</b>				
<b>Project Title</b>	<b>Start Date</b>	<b>End Date</b>	<b>Total Estimated Cost (\$)</b>	<b>Cumulative Disbursements, as of 7/9/2018</b>
Strengthening Watershed and Irrigation Management (SWIM)	12/7/2016	12/6/2021	\$87,905,437	\$8,298,234
Regional Agriculture Development Program (RADP North)	5/21/2014	5/20/2019	78,429,714	53,478,361
Commercial Horticulture and Agriculture Marketing Program (CHAMP)	2/1/2010	12/31/2019	71,292,850	55,577,706
Afghan Value Chains - Livestock activity	6/6/2018	6/5/2021	55,672,170	0
Kandahar Food Zone (KFZ)	7/31/2013	8/30/2018	45,402,467	44,508,000
RADP East(Regional Agriculture Development Program- East)	7/21/2016	7/20/2021	28,126,111	7,496,403
Grain Research and Innovation (GRAIN)	3/13/2017	9/30/2022	19,500,000	3,250,000
Promoting Value Chain - West	9/20/2017	9/19/2020	19,000,000	1,060,692
ACE II (Agriculture Credit Enhancement II)	6/23/2015	10/31/2018	18,234,849	13,890,041
Catalyzing Afghan Agricultural Innovation	5/28/2018	5/27/2023	8,000,000	0
SERVIR	9/14/2015	9/30/2020	3,100,000	1,097,533
<b>Total</b>			<b>\$434,663,598</b>	<b>\$188,656,971</b>

Note: Some of the USAID programs listed receive both Alternative Development and Agriculture Development funds. For more information on Alternative Development programs, see pp. 191–200 of this report.

Source: USAID, response to SIGAR data call, 7/12/2018.

and processors and exporters of agricultural products.<sup>638</sup> Initially managed by USAID through its \$50 million Agricultural Credit Enhancement (ACE) project, the ADF was transferred to the Afghan government in 2015.<sup>639</sup> Since the conclusion of ACE, a follow-on program—the Agricultural Credit Enhancement Phase-II (ACE-II) project—has been providing technical assistance to the ADF.<sup>640</sup>

ACE’s final report, produced by implementer Development Alternatives Inc., described the project as a significant success. According to the report, ACE was tasked with “what seemed for many an unattainable goal,” namely to establish and manage a financial institution that could effectively provide agricultural credit while maintaining a cumulative default rate of below 5 percent “in one of the world’s most volatile environments.” ACE, the report said, had “delivered” on this goal.<sup>641</sup> ACE’s 4.5 percent cumulative default rate, implementers said, demonstrated the “sound implementation approach undertaken by the project.”<sup>642</sup>

While the percentage of loan losses in the ADF’s portfolio has remained below the 5 percent target for loan losses under ACE-II, the indicator significantly under-reports losses when compared to those identified by the methodology required by Afghanistan central bank (DAB) regulations.<sup>643</sup> Because the ADF is not a bank, it is not subject to DAB regulation. Previously, DAB identified loans overdue by more than 539 days as being in default. More recently, DAB changed that threshold to 360 days, presumably

in an effort to mitigate financial risk by taking a more conservative approach to assessing the health of credit portfolios.<sup>644</sup>

According to ACE-II's most-recent annual report submitted in July 2017, under the Afghan government's management, the ADF altered its categorization of loan losses by substantially increasing the period of time that must pass (from 539 days in accordance with prior DAB regulations to 1,095 days per current ADF policy) in order for a nonperforming loan to be counted in the losses category.<sup>645</sup> As a result, the ADF presently does not classify loans as losses until they are in default by more than three years. Consequently, the loan losses indicator measures only trailing loan losses from ACE, rather than the performance of new loans issued under ACE-II.<sup>646</sup> This means that the loan-loss indicator for ACE-II is not directly comparable to that of ACE.

Under ACE-II, the financial performance of the ADF has suffered due to the prevailing political, economic, and security conditions, which according to project implementers has contributed to a more prolonged time frame "required for the ADF to achieve . . . operating sustainability, one of its primary objectives."<sup>647</sup> Under the methodology used by DAB, which classifies loans as losses if they are overdue by more than 360 days, current losses would represent 20.4 percent of the ADF's total portfolio.<sup>648</sup> To ensure fund profitability while increasing access to agricultural credit, the magnitude of this percentage may not be sustainable under current conditions. According to a USAID project appraisal document dated April 2017, the "global benchmark" for the loan write-off indicator is 5 percent.<sup>649</sup> While the value of loan losses and loss provisions decreased by nearly 20 percent from September 2017 to March 2018, the total value of the portfolio also decreased, by about 13 percent.<sup>650</sup> As of March 2018, the ADF had cumulatively disbursed about \$103 million, which was 6.9 percent short of the project's target.<sup>651</sup>

## SIGAR SPECIAL PROJECT

A SIGAR Special Project released in June 2018 reviewed the construction of a 233-kilometer section of the Afghan Ring Road from Qeysar, in Faryab Province, to Laman, in Badghis Province using Asian Development Bank (ADB) grants, funded by the United States and other ADB members. SIGAR found that although \$249 million had been disbursed in support of the project, construction had been stalled for two-and-a-half years and construction progress stood at only 15 percent. For more, see p. 28 of this report.

## ESSENTIAL SERVICES AND DEVELOPMENT

The United States has provided reconstruction funds to increase the electricity supply, build roads and bridges, and improve health and education in Afghanistan since 2002.<sup>652</sup> This section addresses key developments in U.S. efforts to improve the government's ability to deliver these essential services. Rather than providing minor updates in dedicated subsections every quarter, SIGAR will provide updates on the Kajaki Dam and power availability at the Shorandam and Bagh-e Pol industrial parks in Kandahar only as significant developments occur.<sup>653</sup> DOD informed SIGAR this quarter that providing additional assistance to the Shorandam and Bagh-e Pol industrial parks in Kandahar City is not within DOD's current mission set. Consequently, DOD has no plans to provide future support to these industrial parks.<sup>654</sup>

## **Power Supply: Access to Electricity Remains Key Challenge**

According to USAID, lack of access to affordable and reliable electricity hinders Afghanistan's economic growth. Citing data from a World Bank survey of enterprises in Afghanistan, USAID reported that two-thirds of firms operating in the country said limited access to electricity was a major obstacle to doing business, and about 70 percent of businesses experienced significant electricity outages. Those outages resulted in an average loss of 10 percent in annual sales.<sup>655</sup>

Because of unreliable supply, nearly half of private businesses share or own a diesel generator, obtaining about 40 percent of their electricity from this relatively high-cost power source. The Afghanistan Chamber of Commerce indicated that, for businesses, the power supply situation may have become even worse in recent years: factory owners operating in Kabul's industrial parks report that they can lose \$200 to \$1,000 from each outage as a result of equipment and material damage. The World Bank's 2018 *Doing Business* survey indicated that, for firms, the cost of an electricity connection in Afghanistan remains prohibitively high at more than 2,000 percent of per-capita income. With respect to electricity, the Bank continues to assess the lowest possible score to Afghanistan for both reliability of service and for transparency.<sup>656</sup>

USAID said that several underlying constraints would have to be addressed to achieve maximum impact in the power sector. Data from Afghanistan's state-owned national electric utility, Da Afghanistan Breshna Sherkat (DABS), indicate that demand exceeds supply in all major cities. Additionally, Afghanistan relies heavily on electricity imported from its neighbors—a dependence that could increase in the short to medium term with a reportedly recently signed, 10-year agreement with Turkmenistan to increase imports from that country, according to USAID. Tenuous functionality at DABS, which faces technical and commercial losses due to theft, improper billing and collection, and poorly maintained and outdated equipment, represents an additional challenge, as does weak sector governance, according to USAID.<sup>657</sup>

## **U.S. Power-Sector Assistance: Large-Scale Infrastructure Projects Predominate**

USAID has disbursed, since 2002, more than \$1.5 billion in Economic Support Funds to build power plants, substations, and transmission lines, and provide technical assistance in the power sector.<sup>658</sup> USAID has also provided support to DABS in order to increase its commercial viability.<sup>659</sup> The agency's active power-infrastructure programs have a total estimated cost of more than \$1 billion and are listed in Table 3.19.

DOD has disbursed approximately \$180 million for power projects through the Commander's Emergency Response Program (CERP) as of July 2015. DOD implemented no CERP-funded power projects in Fiscal Years

In March 2018, SIGAR signed a memorandum of understanding with DABS that will allow SIGAR to review DABS' management and expenditure of donor funds. On July 10, 2018, SIGAR awarded a contract to CliftonLarsonAllen LLP (CLA) to begin the review. Three days later, SIGAR and CLA met to discuss objectives, timelines, and expected outcomes.



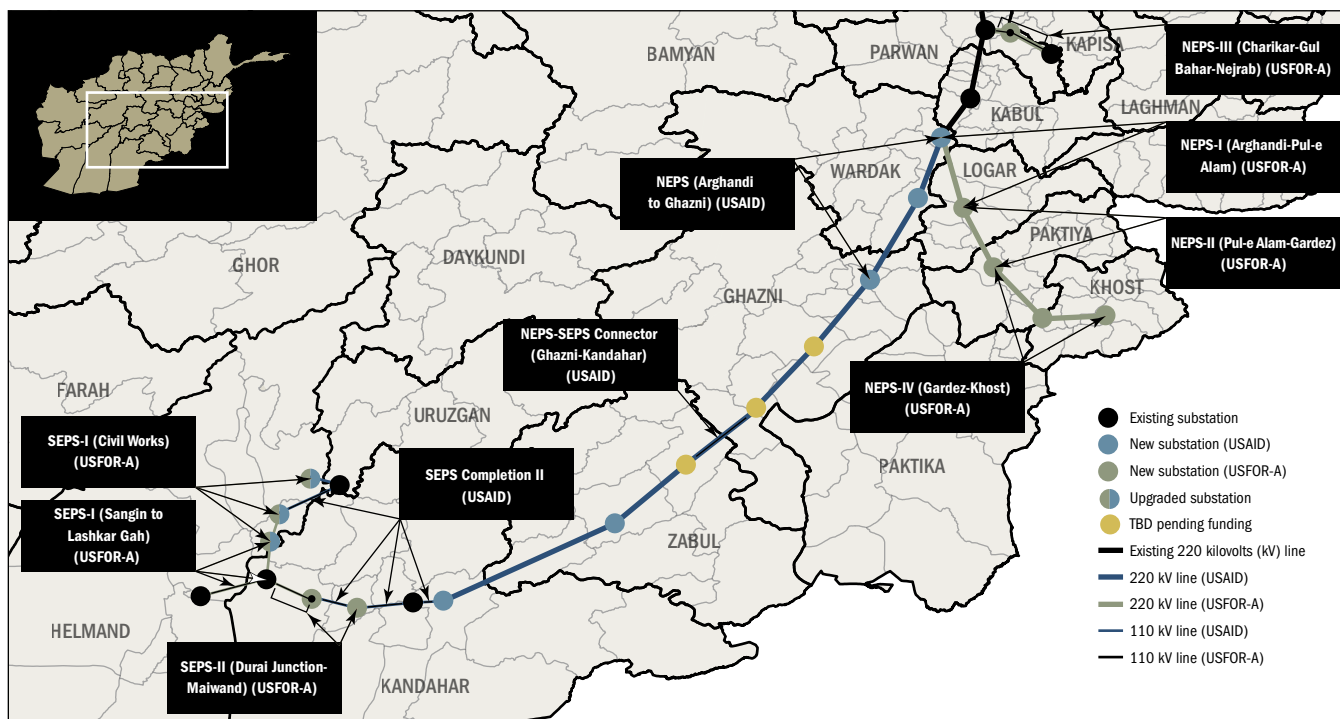
TABLE 3.19

USAID ACTIVE POWER-INFRASTRUCTURE PROJECTS				
Project Title	Start Date	End Date	Total Estimated Cost	Cumulative Disbursement, as of 7/9/2018
Power Transmission Expansion and Connectivity (PTEC)	1/1/2013	12/31/2020	\$725,000,000	\$175,774,115
Contributions to the Afghanistan Infrastructure Trust Fund (AITF)	3/7/2013	3/6/2023	153,670,184	153,670,184
Engineering Support Program	7/23/2016	7/22/2019	125,000,000	41,945,902
Kandahar Solar Project	2/23/2017	8/26/2018	10,000,000	1,000,000
Design and Acquisition of SEPS Completion and NEPS-SEPS Connector	3/7/2018	3/7/2019	917,680	60,685
<b>Total</b>			<b>\$1,014,587,864</b>	<b>\$372,450,886</b>

Source: USAID, response to SIGAR data call, 7/12/2018 and 6/21/2018.

FIGURE 3.39

MAP: PLANNED DOD AND USAID AFGHANISTAN INFRASTRUCTURE FUND POWER PROJECTS



Note: For DOD projects, schedule status is as of June 14, 2018, and financial status as of May 31, 2018. For USAID projects, both schedule and financial status are as of June 6, 2018. Completion-percentage figure for USAID's NEPS-SEPS Connector refers to the transmission line only. Voltages shown are for power transmission: 220,000 volts (220 kV) and 110,000 volts (110 kV). Small-customer service is distributed at 220 volts, after being "stepped down" at substations and local transformers.

Source: USFOR-A, JENG, *AIF Power Projects*, n.d.; USFOR-A, JENG, *FY 2011-2014 AIF Program Status Report*, 6/14/2018; USACE, Garrison and Infrastructure Working Group, *AIF Status Sheet*, 6/7/2018; USAID, OI, response to SIGAR data call, 6/6/2018; USAID, response to SIGAR vetting, 4/17/2018; USAID, *Afghanistan Energy Sector Technical Assessment Final Report*, 2/28/2018, pp. 7-8; USFOR-A, JENG, response to SIGAR vetting, 7/13/2018.

2016 or 2017. While DOD funded the restoration of a micro-hydro power generator in FY 2018, the total amount disbursed—approximately \$48,000—was very small and the project also involved refurbishing a mosque and a grain mill.<sup>660</sup>

Measured by total funding, DOD has provided the majority of its support to the power sector through the Afghanistan Infrastructure Fund (AIF), which is jointly managed by DOD and State. As of May 31, 2018, DOD had disbursed roughly \$555 million through the AIF to fund the construction or improvement of transmission lines and substations, and to provide electricity to industrial parks in Kandahar City. Of that amount, DOD has disbursed approximately \$414 million to construct or improve Afghanistan's two primary power systems—the **Northeast Power System (NEPS)** and the **Southeast Power System (SEPS)**—which the U.S. government aims to connect. (See Figure 3.39 for an overview of NEPS-SEPS.) DOD spent the remaining balance (approximately \$142 million) on fuel and operations and maintenance for generators in Kandahar City.<sup>661</sup>

## DOD Completes Northeast Power System Segment from Arghandi to Pul-e Alam

This quarter, DOD reported that it had completed the \$50 million Northeast Power System I project, which entailed the construction of a transmission line from Arghandi (Wardak Province) to Pul-e Alam (Logar Province). The transmission line was turned over to the Afghan government in January 2018 and a substation in Pul-e Alam was transferred in May 2018, according to DOD's responses this quarter. However, SIGAR understands that as of July 2, 2018, DOD had not yet received a signed document from the Afghan government confirming receipt of the transferred substation.<sup>662</sup>

According to DOD, the project is also energized, which represents a positive development for U.S. efforts to increase Afghans' access to electricity. Ten unoccupied houses located below the transmission line were too close to the line to safely energize it full-time when the project was initially transferred.<sup>663</sup> However, DOD said that, according to DABS, the homes were subsequently demolished with the consent of the homeowners, who were reusing the materials to build new homes.<sup>664</sup>

## Overseas Contingency Operations Funds May Be Used to Complete Legacy Afghanistan Infrastructure Fund Projects

Afghanistan Infrastructure Fund projects were initiated to support critical counterinsurgency and economic-development objectives in Afghanistan. Although DOD's mission has since evolved to advising and assisting Afghan security forces and ministries, as well as counterterrorism operations, it is still focused on completing the AIF-funded portions of the Northeast Power System and Southeast Power System.<sup>665</sup> SIGAR has consistently documented the many delays associated with AIF-funded projects.<sup>666</sup>

**NEPS:** currently imports electricity from Central Asia to provide power to Kabul and the communities north of Kabul.

**SEPS:** currently draws most of its power from the Kajaki Dam and from diesel generators in Kandahar City to provide power in the Helmand and Kandahar areas.

Source: DOD, *Report on Progress Toward Security and Stability in Afghanistan*, 11/2013, p. 107; DOD, response to SIGAR vetting, 1/16/2018.

**Power-infrastructure projects that DOD considers to be completed are not necessarily providing electricity to Afghans—or even capable of providing that electricity safely. For example, DOD completed construction of transmission lines in Parwan and Kapisa Provinces in January 2018. However, SIGAR found that the transmission project was not operational because of land-acquisition and right-of-way issues, and may also be structurally unsound and pose a risk to Afghans living near transmission towers and lines.**

**While the Afghan government sees hope and opportunity in the potential of large-scale infrastructure projects, SIGAR has found that implementation of large capital projects in Afghanistan has often been significantly delayed. A SIGAR audit of FY 2011 Afghanistan Infrastructure Fund projects released in October 2017 found that three power sector projects were incomplete and up to five years behind their original schedule.**

Source: SIGAR, *Afghanistan's North East Power System Phase III: USACE's Mismanagement Resulted in a System that Is Not Permanently Connected to a Power Source, Has Not Been Fully Tested, and May Not Be Safe to Operate*, SIGAR 18-37-IP, 3/2018, i; USFOR-A, JENG, *FY 2011–2014 AIF Program Status Report*, 6/14/2018; Government of Afghanistan, Embassy of Afghanistan, Washington, D.C., "Full Transcript of President Ghani's Speech at the Heart of Asia Conference," n.d.; SIGAR, *Afghanistan Infrastructure Fund: Agencies Have Not Assessed Whether Six Projects That Began in Fiscal Year 2011, Worth about \$400 Million, Achieved Counterinsurgency Objectives and Can Be Sustained*, SIGAR 18-10-AR, 10/2017, ii.

# ECONOMIC AND SOCIAL DEVELOPMENT

AIF projects use FY 2011–FY 2014 appropriated funds; no additional AIF money was appropriated in subsequent fiscal years.<sup>667</sup> However, up to \$50 million of funds appropriated in later acts may be used to complete these projects. Although the provision authorizing the use of additional monies has been included under the Afghanistan Security Forces Fund (ASFF) heading in the consolidated appropriations acts, the language of

TABLE 3.20

AFGHANISTAN INFRASTRUCTURE FUND POWER PROJECTS, AS OF JUNE 14, 2018 (\$ MILLIONS)							
AIF Project	Description	Notified				% Completed	Completion Date
		Amount	Obligated	Disbursed			
AIF FY 2011	Kandahar Power Bridging Solution	Provided fuel and O&M for diesel generators in Kandahar City	\$40.5	\$39.1	\$39.1	100%	Complete
	SEPS - Kajaki Dam to Lashkar Gah <sup>a</sup>	Repair, install transmission lines; rebuild, construct power substations.	130.0	57.5	57.5	N/A	N/A
	NEPS - Arghandi to Ghazni	Design, construct transmission lines and substations (first segment of NEPS-SEPS connection). USAID: PTEC project	101.0	101.0	92.3	100%	Complete
	NEPS I - Arghandi to Pul-e Alam <sup>b</sup>	Design, construct transmission line, towers, and power substation.	93.7	50.3	47.1	100%	Complete
AIF FY 2012	Kandahar Power Bridging Solution	Provided fuel and O&M for diesel generators in Kandahar City	67.0	64.7	64.7	100%	Complete
	SEPS II - Durai Junction to Maiwand <sup>c</sup>	Design, construct transmission line; rebuild and construct substations.	40.0	28.5	27.5	96%	7/31/2018
	NEPS II - Pul-e Alam to Gardez	Design, construct transmission line, towers, and power substation.		68.5	67.4	100%	Complete
	NEPS III - Charikar to Gul Bahar and Nejrab	Design, construct transmission lines, towers, and power substation.	120.0	38.8	37.9	100%	Complete
AIF FY 2013	Kandahar Power Bridging Solution	Provided fuel and O&M for diesel generators in Kandahar City	37.0	34.0	34.0	100%	Complete
	NEPS III - Charikar to Gul Bahar and Nejrab	Design, construct transmission lines, towers, and power substation	33.0	24.1	23.6	100%	Complete
	SEPS Completion - Phase I	Civil, structural, architectural improvements to substations in Tangi, Sangin North and South.	75.0	63.1	9.0	90%	7/31/2018
		Design, construct, transmission lines from Sangin North to Lashkar Gah.			39.4	86%	3/31/2019
	NEPS - SEPS Connector, Ghazni to Kandahar <sup>d</sup>	Design, construct transmission line and substations. Final phase of NEPS-SEPS connector. USAID: PTEC project	179.5	113.2 <sup>e</sup>	10.5	28% <sup>f</sup>	12/31/2021
AIF FY 2014	Kandahar Power Bridging Solution	Provided fuel and O&M for diesel generators in Kandahar City	4.0	3.9	3.9	100%	Complete
	SEPS Completion - Phase II	Design, construct transmission line, and install equipment and commission substations USAID: PTEC project	55.0	55.0 <sup>g</sup>	0.0	0%	12/31/2021
	NEPS IV - Gardez to Khost	Design, construct transmission line and substations. DOD's final contribution to NEPS.	130.0	121.3	104.3	86%	12/18/2018

Note: Projects that DOD reports as 100 percent complete are not necessarily energized; for example, see SIGAR, *Afghanistan's North East Power System Phase III: USACE's Mismanagement Resulted in a System that Is Not Permanently Connected to a Power Source, Has Not Been Fully Tested, and May Not Be Safe to Operate*, SIGAR 18-37-IP 3/2018. For DOD projects, schedule status is as of June 14, 2018, and financial status is as of May 31, 2018. For USAID projects, both schedule and financial status are as of June 6, 2018. USAID lifted a previous pause on its PTEC projects on March 27, 2018. For more on the pause, see SIGAR's April 2018 *Quarterly Report to the United States Congress*, pp. 163–164, 167.

<sup>a</sup> Terminated due to out-of-scope security costs.

<sup>b</sup> Although there were 10 occupied houses below the transmission line whose proximities to the line prevented it from being safely energized full-time when the project was initially transferred, DOD said that, according to DABS, the line is now energized.

<sup>c</sup> Transmission line energized and turned over to MEW/DABS.

<sup>d</sup> The original project scope included five substations. Last quarter, USAID said it plans to construct two substations, both off-budget. Completion of the remaining three will be funded only if ESF reserves are not required to substitute for canceled AIF funds. USAID has reserved \$80 million in ESF funds to complete the NEPS-SEPS Connector in the event that AIF funds expire.

<sup>e</sup> Represents amount sub-obligated for construction of transmission line. Procurement for substations along the line not yet awarded. USAID said the \$330 million obligation figure previously reported by SIGAR is now outdated because the substations will be contracted along with additional work for the rehabilitation of SEPS under a single mechanism.

<sup>f</sup> Completion percentage applies to transmission line only, and reflects the earned value of the project. According to USAID, "Earned value shows how much of the budget and time should have been spent, considering the amount of work done so far."

<sup>g</sup> In December 2017, USAID de-sub-obligated \$55 million of AIF funding previously sub-obligated for SEPS Completion. Therefore, current obligations may be \$0. However, when asked to update the obligated figure for the project this quarter in the table above, USAID made no change. SIGAR will update obligations for SEPS Completion-Phase II next quarter. The total estimated cost for this project is now \$62.6 million.

Source: USFOR-A, JENG, *FY 2011–2014 AIF Program Status Report*, 6/14/2018; USACE, Garrison and Infrastructure Working Group, *AIF Status Sheet*, 6/7/2018; USAID, OI, response to SIGAR data call, 6/21/2018; USAID, OI, response to SIGAR vetting, 7/12/2018, 7/10/2018, 4/18/2018, and 4/17/2018; USAID, *Afghanistan Energy Sector Technical Assessment Final Report*, 2/28/2018, p. 8; USAID, "Implementation Letter (IL) 22-83 to de-sub-obligate a total of \$62,573,815 of on-budget support to Da Afghanistan Breshna Sherkat (DABS) under the Power Transmission Expansion and Connectivity (PTEC) project," 12/11/2017; DOD, response to SIGAR vetting, 7/16/2018.

the provision authorizes DOD to use other Title IX Overseas Contingency Operations (OCO) funds in addition to ASFF in order to complete legacy AIF projects.<sup>668</sup> Title IX OCO funds authorized by the FY 2018 Consolidated Appropriations Act include myriad other headings in addition to ASFF, such as the Counter-ISIS Train and Equip Fund and Operation and Maintenance, Army National Guard.<sup>669</sup>

Some AIF funds have either **cancelled** or are at risk of being cancelled due to project delays.<sup>670</sup> Thus far, DOD has on only one occasion used non-AIF monies—in this instance ASFF funds—to complete an AIF project.<sup>671</sup> DOD notified Congress in September 2017 that it would use as much as \$8 million of the FY 2017 ASFF to help complete phase one of the NEPS Arghandi to Gardez transmission line project.<sup>672</sup> In the end, DOD said it used only \$3.38 million to complete that project.<sup>673</sup> Three AIF-funded DOD power-infrastructure projects, in various phases, remain ongoing. About \$213 million has been obligated for those projects, of which approximately \$180 million has been disbursed.<sup>674</sup> Future DOD-backfilling of AIF projects is possible. However, according to DOD, no further use of non-AIF funds are planned for the three remaining power projects because they are “on track to finish with their original AIF funds.”<sup>675</sup> For the current status of AIF power-infrastructure projects see Table 3.20.

---

**Cancelled** funds are monies that, because too much time has passed since they were appropriated by Congress, are no longer available for use by agencies. Project delays can create situations in which agencies are unable to disburse sufficient funds to complete a project before those funds cancel.

---

Source: Interagency Alternative Dispute Resolution Working Group, Electronic Guide to Federal Procurement ADR, “The Federal Government Funding Cycle,” n.d., <https://www.adr.gov/adrguide/afmc.html>, accessed 7/5/2018.

## ECONOMIC GROWTH

Afghanistan ranked 183rd of 190 economies in the World Bank’s *Doing Business 2018* report on regulatory quality and efficiency, unchanged from last year’s ranking.<sup>676</sup> Since the 2017 report, Afghanistan substantially increased the cost of starting a business at incorporation. Entrepreneurs are now required to pay the business license fee for three years, raising the cost from the equivalent of 19.9 percent to 82.3 percent of income per capita.<sup>677</sup> As a result, Afghanistan’s rank for starting a business declined significantly, from 42nd last year to 107th this year. Afghanistan remains nearly last in dealing with construction permits (185), getting electricity (163), registering property (186) and enforcing contracts (181). It remains second-worst (189) in protecting minority investors. Its best score was for getting credit (105).<sup>678</sup>

USAID has cumulatively disbursed over \$1.2 billion for economic-growth programs in Afghanistan.<sup>679</sup> USAID’s active economic-growth programs have a total estimated cost of \$350 million and can be found in Table 3.21.

## Latest USAID Office of Economic Growth Portfolio Review Provides Further Details on New Strategy

As reported earlier, USAID is developing its first Country Development Cooperation Strategy (CDCS) for Afghanistan.<sup>680</sup> USAID has told SIGAR it expects the CDCS to be completed by the summer of 2018.<sup>681</sup> The new CDCS remained unfinalized this quarter.<sup>682</sup>

# ECONOMIC AND SOCIAL DEVELOPMENT

TABLE 3.21

<b>USAID ACTIVE ECONOMIC-GROWTH PROGRAMS</b>				
<b>Project Title</b>	<b>Start Date</b>	<b>End Date</b>	<b>Total Estimated Cost</b>	<b>Cumulative Disbursements, as of 7/9/2018</b>
Assistance in Building Afghanistan by Developing Enterprise (ABADE)	10/16/2012	7/15/2018	\$104,997,656	\$104,949,806
Women in the Economy (WIE)	7/1/2015	6/30/2019	71,571,543	31,159,147
Afghanistan Workforce Development Program (AWDP)	4/5/2012	6/30/2018	44,775,680	43,390,573
Multi-Input Area Development-Global Development Alliance	3/23/2013	6/15/2018	22,445,265	21,445,265
Multi-dimensional Legal Economic Reform Assistance (MELRA)	2/7/2018	2/6/2023	19,990,260	0
Extractive Technical Assistance by USGS	1/1/2018	12/31/2022	18,226,206	334,407
Afghanistan Investment Climate Program	3/27/2015	3/26/2020	13,300,000	2,972,518
Commercial Law Development Program	3/1/2014	9/30/2019	13,000,000	9,746,898
Goldozi Project	4/5/2018	4/4/2022	9,718,763	47,974
Livelihood Advancement for Marginalized Population (LAMP)	5/27/2018	5/25/2022	9,491,153	0
Establishing Kabul Carpet Export Center (KCEC)	6/6/2018	6/5/2021	9,416,507	0
Rebranding Afghanistan: Creating Jobs, Changing Perceptions, Empowering Women	11/2/2015	11/1/2018	4,800,000	3,950,000
Trade Show Support (TSS) Activity	6/7/2018	12/6/2020	3,999,174	0
Afghanistan International Bank Guarantee Agreement	9/27/2012	9/27/2020	2,000,000	520,800
Development Credit Authority (DCA) with FINCA, OXUS, and First Microfinance Banks	9/25/2014	9/24/2020	1,958,000	0
Afghanistan Loan Portfolio Guarantee	9/27/2017	9/26/2023	665,820	0
<b>Total</b>			<b>\$350,356,027</b>	<b>\$218,517,389</b>

Source: USAID, response to SIGAR data call, 7/12/2018.

Nevertheless, the latest USAID Office of Economic Growth (OEG) portfolio review, dated June 2018 and provided to SIGAR this quarter, brought additional clarity to the shape the new strategy will take. SIGAR reported on OEG's November 2017 portfolio review last quarter.<sup>683</sup> OEG's latest review described the three main challenges the new CDCS will address: poverty, unemployment, and Afghanistan's substantial trade deficit.<sup>684</sup>

The strategic shift from the USAID/Afghanistan Plan for Transition 2015–2018 to the CDCS, according to OEG, will involve a focus on the private sector in order to create jobs, improve the enabling environment for businesses, and increase exports.<sup>685</sup> The first **Development Objective** under the Plan for Transition—"sustainable agriculture-led economic growth expanded"—sought to provide jobs and increase income through projects designed to raise economic growth with "a focus on private-sector development and improving the business enabling environment."<sup>686</sup> The shift will involve a change in emphasis from direct **government-to-government** support to USAID-facilitated support across agencies.<sup>687</sup> In other words, OEG



plans to shift its approach towards interagency agreements, such as those it has with the Department of Commerce and the United States Geological Survey. Such interagency agreements allow for “more discrete” support to the development of laws, regulations, policies, and procedures according to OEG.<sup>688</sup>

OEG plans to support the forthcoming CDCS through three work streams: (1) creating jobs and increasing the competitiveness of the Afghan private sector, (2) creating export-processing zones (EPZs) and facilitating exports (e.g., by supporting trade shows), and (3) assisting Afghanistan with policy reforms supporting businesses and with managing its strategic assets (e.g., natural resources).<sup>689</sup> Some current OEG programs, such as its extractives-sector technical assistance program (effected through an interagency agreement with the United States Geological Survey) support anticipated **Intermediate Results** (IRs) of the unfinalized CDCS—in this case, the USGS project supporting the IR “International Trade and Connectivity Increased.”<sup>690</sup> Other programs, such as a project titled Airport EPZs and Air Cargo for Export Promotion are still being planned.<sup>691</sup>

## EDUCATION

Prior to 2001, decades of intermittent conflict had devastated Afghanistan’s education system. Although the current war continues, Afghanistan’s progress in the education sector has been highlighted as one of the country’s success stories. While figures vary, the total number of children currently enrolled in school recently rose to 9.2 million, according to USAID, which relies on data from Afghanistan’s Ministry of Education (MOE). That number represents a dramatic increase over the some one million students who were enrolled in school in 2002.<sup>692</sup> In FY 1396—which roughly corresponds to the year 2017—about 8.95 million students were enrolled in grades 1–12, according to the MOE.<sup>693</sup> However, the MOE counts students who have been absent for up to three years as enrolled because, it says, they might return to school.<sup>694</sup> Thus, the number of students actually *attending* school is generally considered to be much lower.

Another issue is that many Afghan children do not enroll at all, or simply drop out. In April 2018, the United Nations Children’s Fund (UNICEF) quantified the scope of this problem, estimating that about 3.7 million children were out of school, about 2.2 million of whom were girls. To generate its findings, UNICEF used data from the 2013–2014 Afghanistan Living Conditions Survey (ALCS), published by Afghanistan’s Central Statistics Organization (CSO), among other data sources that were not published recently, but which presumably were the best available at the time of the analysis.<sup>695</sup>

Due to the data lag, the number of children out of school today may be even higher. With rapid population growth, Afghanistan is experiencing a

---

**Development Objective (DO):** Typically the most ambitious result to which a USAID Mission in a particular country (e.g., the USAID/Afghanistan Mission), in conjunction with its development partners, can contribute. DOs correspond to specific development challenges that a mission aims to address. A CDCS cannot have more than four DOs.

**Government-to-Government (G2G):** assistance, according to USAID, involves grants or other cash transfers provided to the Afghan government in order to help implement projects or activities. One advantage of G2G assistance is host-nation ownership of results. However, oversight and the ability to vet technical advice and expertise can be more difficult.

**Intermediate Results (IRs):** Results that, when combined, support the advancement of a DO. IRs are required to be measurable, and capture more specific, lower-level results.

---

Source: USAID, ADS Chapter 201: Program Cycle Operational Policy, 5/24/2018, pp. 29–30; USAID, OEG, response to SIGAR vetting, 7/10/2018.

demographic “youth bulge”: the CIA estimates that nearly 41 percent of Afghans are age 14 or younger. As a result, with the release of its 2016–2017 ALCS survey results, the CSO said that in six years the number of primary-school-age children will be 18 percent larger than the current figure. The CSO added that in order to serve all primary-school-age children six years from now, the number of education facilities would have to expand by this additional 18 percent, on top of a 38 percent expansion that would be required to accommodate all children of primary-school age now.<sup>696</sup>

Moreover, according to the 2016–2017 ALCS results, gains in the education sector appear to be stagnating. The net attendance ratios, which express the number of students in a given age cohort as a percentage of the total number of children in that cohort, for children of primary-school age (56 percent), secondary-school age (36 percent), and tertiary-school age (10 percent) in the 2016–2017 survey were approximately the same as they were in the 2013–2014 ALCS. This may reflect that gains in education are more difficult now that many children are already in school, according to the CSO.<sup>697</sup> Both adult and youth literacy rates—35 percent and 54 percent, respectively, according to the 2016–2017 results, were also stagnant.<sup>698</sup>

The education sector faces numerous other challenges. They include poor data reliability, insecurity, shortages of school buildings and textbooks, rural access issues, and the alleged appointment of teachers on the basis of cronyism and bribery.<sup>699</sup>

## USAID Programs Focus on Improving Literacy, Increasing Access, and Enhancing Employability

USAID aims to improve equitable access to quality education in Afghanistan through community-based classes in both remote and urban regions. USAID also seeks to develop relevant, in-demand technical skills to better prepare Afghans for employment. Its programs focus on early-grade reading, textbooks and other learning materials, and raising literacy rates through teacher and educator training.<sup>700</sup> The agency will articulate future plans in the forthcoming Country Development Cooperation Strategy.<sup>701</sup>

USAID had disbursed nearly \$1 billion for education programs in Afghanistan, as of July 9, 2018.<sup>702</sup> USAID’s active education programs have a total estimated cost of \$500 million and can be found in Table 3.22.

## USAID’s Support to the American University of Afghanistan: Sustainability Challenges Remain

The Kabul-based American University of Afghanistan (AUAF), which is supported by a \$64.4 million USAID program, appears to be struggling with financial sustainability. Through its support to AUAF, which offers both undergraduate and graduate degree programs, USAID aims to improve the quality of, and provide better access to, higher education in Afghanistan.<sup>703</sup>

### SIGAR AUDIT

In April 2018, SIGAR published the results of a financial audit of a DOD-funded grant provided to the Friends of the American University of Afghanistan. The \$1.35 million grant was intended to fund a pilot program to assess the viability of a sustainable business incubator in Kabul. The audit, conducted by the Williams Adley Firm, identified \$89,892 in total questioned costs arising from internal-control deficiencies and instances of noncompliance. Questioned costs were nearly 7 percent of the total value of the grant.

# ECONOMIC AND SOCIAL DEVELOPMENT

TABLE 3.22

USAID ACTIVE EDUCATION PROGRAMS				
Project Title	Start Date	End Date	Total Estimated Cost	Cumulative Disbursements, as of 7/9/2018
Afghanistan University Support and Workforce Development Program	1/1/2014	9/30/2019	\$93,158,698	\$70,580,920
Increasing Access to Basic Education and Gender Equality	9/17/2014	12/31/2019	77,402,457	77,402,457
Textbook Printing and Distribution II	9/15/2017	12/31/2019	75,000,000	0
Afghan Children Read (ACR)	4/4/2016	4/3/2021	69,547,810	20,340,522
Support to the American University of Afghanistan (AUAF)	8/1/2013	11/29/2019	64,400,000	53,736,523
Strengthening Education in Afghanistan (SEA II)	5/19/2014	9/30/2020	44,835,920	25,855,236
Let Girls' Learn Initiative and Girls' Education Challenge Programme (GEC)	6/29/2016	6/28/2021	25,000,000	5,000,000
Capacity Building Activity at the Ministry of Education	2/1/2017	1/31/2022	23,212,618	5,369,438
Afghanistan's Global Partnership for Education	10/11/2012	6/30/2019	15,785,770	8,549,079
Assessment of Learning Outcomes and Social Effects in Community-Based Edu.	1/1/2014	12/31/2018	6,288,391	5,943,212
Financial and Business Management Activity with AUAF	7/5/2017	1/4/2019	4,384,058	559,312
PROMOTE Scholarships PAPA	3/4/2015	3/3/2020	1,247,522	1,247,522
<b>Total</b>			<b>\$500,263,244</b>	<b>\$274,584,221</b>

Source: USAID, response to SIGAR data call, 7/12/2018.

Following the results of a midterm assessment and an attack on the university that killed 15 people, including seven students, USAID sent AUAF a Corrective Action letter in September 2016. The letter necessitated a revision to USAID's agreement with the university that included additional activities designed to address security, academic quality, and accounting and financial management. As a result, the agreement was revised in March 2017, and the total amount of support—initially \$45.9 million—increased to its current level.<sup>704</sup> This increase occurred despite the fact that one outcome described by USAID's 2013 cooperative agreement with AUAF was that USAID's support for the university would decrease annually.<sup>705</sup>

In February 2018, Afghanistan's Ministry of Higher Education (MOHE) granted accreditation to AUAF. According to a recent project quarterly report, AUAF is the first university in the country, public or private, to receive accreditation from the MOHE. AUAF also saw a dramatic increase in new student enrollment.<sup>706</sup> New student enrollment for the spring 2018 semester stood at 201 students, which represented a 142 percent increase over fall 2017 (83 students) and a 109 percent gain over spring 2017 (96 students).<sup>707</sup> According to the latest quarterly report, enrollment gains are attributable to AUAF's aggressive recruitment of new students at local high schools and a "customer-friendly" admissions process.<sup>708</sup>



**Members of the American University of Afghanistan** board of trustees, U.S. officials, and others participated in a groundbreaking ceremony for a 3,000 square-meter women's dormitory in October 2015. The dormitory was opened in January 2018. (USAID photo)

USAID said it “does not have direct visibility on AUAF’s total income,” even though the agency’s 2013 cooperative agreement with the university included specific financial self-sufficiency outcomes, such as increasing non-U.S. government funding and increasing revenue from tuition and fees.

Thus, while USAID confirmed that AUAF’s organically generated income was \$1.16 million for the nine months ending March 31, 2018, it could not confirm that AUAF’s remaining income for the period was exclusively from U.S. government sources. However, the AUAF income statement provided to SIGAR this quarter appeared to be comprehensive.

Source: USAID, OED, response to SIGAR vetting, 7/12/2018; USAID, Cooperative Agreement No. 306-A-13-00004 for the support of the American University of Afghanistan (AUAF), 8/1/2013, p. 31; AUAF, Federal Financial Report for the Nine Months Ending Saturday, March 31, 2018, p. 2.

According to AUAF, growth in AUAF’s student body is lowering the cost per student.<sup>709</sup> While this may be true, an AUAF income statement provided to SIGAR this quarter, which shows income and expenses for the nine months ending March 31, 2018, indicated that AUAF’s expenses for the period (about \$5.5 million) were 136 percent of total income (just over \$4 million).<sup>710</sup> While higher enrollment levels can help cover fixed costs through tuition income—undergraduate tuition fees accounted for approximately 33 percent of total income, and were the university’s second-largest source of income after grants—AUAF’s latest financial statement shows that U.S. government subsidies provided nearly half (49 percent) of AUAF’s undergraduate tuition income (less late fees).<sup>711</sup> Looking beyond tuition income, USAID grants represented about 48 percent of AUAF’s total income, while net U.S. government contributions accounted for 71 percent.<sup>712</sup>

The cost of protecting AUAF students and faculty, meanwhile, represented a substantial share of overall expenses. Supplemental security costs, which included a nearly \$1.5 million expense for a private security company, were 27.6 percent of total expenses, equated to 37.6 percent of total income, and significantly exceeded AUAF’s organically generated income of \$1.16 million.<sup>713</sup> Overall security costs constituted 32.7 percent of total expenses.<sup>714</sup>

Responding to a draft copy of this report, USAID said, “AUAF has made some progress in improving financial systems with direct oversight from USAID/Afghanistan’s financial and contracting staff.”<sup>715</sup> SIGAR will continue to track and report on AUAF’s sustainability in future quarters.

## SIGAR SPECIAL PROJECT

A SIGAR Special Project released in June 2018 reported the results of site inspections at nine USAID-supported public health facilities in Kandahar Province. SIGAR found that all nine facilities were open and operational. However, there were substantial inaccuracies in the geospatial coordinates USAID provided for five of the nine health facilities. SIGAR also found that not all facilities had access to reliable electricity and most had minor structural issues, including cracked walls and leaking roofs. For more, see p. 28 of this report.

## HEALTH

Afghanistan’s health outcomes have improved dramatically since 2001 despite persistent instability. USAID has cited these improvements as a significant development success story. According to United Nations estimates, maternal mortality rates declined from 1,100 deaths per 100,000 live births in 2000 to 396 in 2015—a drop of 64 percent. Over the same period, the under-5 child mortality rate fell by 34 percent, from 137 to 91 deaths per 1,000 live births. Concurrently, newborn mortality rates fell by 32 percent.<sup>716</sup>

In February 2018 the World Bank emphasized there was still significant room for improvement.<sup>717</sup> For example, Afghanistan’s newborn mortality rate still ranks the second-highest among those of 31 low-income countries, and the total number of newborn deaths in 2016—about 46,000—places Afghanistan tenth among all countries according to estimates from UNICEF. Of the other nine countries in the top 10, Afghanistan has the lowest population. In 2016, Tanzania, whose population is 58 percent

larger than Afghanistan’s, reported approximately the same number of newborn deaths.<sup>718</sup>

Insecurity impacts health-delivery services. The United Nations Assistance Mission in Afghanistan recorded 17 conflict-related incidents that targeted health-care personnel and facilities from January 1–March 31, 2018. This figure was 10 incidents more than the seven reported by UNAMA in the previous quarter.<sup>719</sup>

## USAID Health Programming Intended to Sustain and Supplement Gains in Health Outcomes

The objective of U.S.-funded health-sector programs is to preserve and enhance gains made since 2002. USAID assistance to the Ministry of Public Health includes training, capacity-building, and quality-assurance activities to strengthen the ministry’s management and control over health care delivery across Afghanistan.<sup>720</sup>

According to USAID, assisting the Afghan government with health-care delivery will increase the population’s support for the government because “Healthy people and healthy communities are the bedrock of a peaceful and stable nation.” USAID said that, among other refinements to its health-sector strategy following the announcement of the new South Asia strategy, it is considering an expansion of private sector engagement in the health sector, as well as a focus on improving health outcomes in urban and population centers specifically.<sup>721</sup> The majority of Afghans—approximately

TABLE 3.23

USAID ACTIVE HEALTH PROGRAMS				
Project Title	Start Date	End Date	Total Estimated Cost	Cumulative Disbursement, as of 7/9/2018
Initiative for Hygiene, Sanitation, and Nutrition (IHSAN)	5/11/2016	5/10/2021	\$75,503,848	\$12,779,731
Helping Mothers and Children Thrive (HEMAYAT)	1/7/2015	1/6/2020	60,000,000	42,261,454
Disease Early Warning System Plus (DEWS Plus)	7/1/2014	6/30/2022	41,773,513	24,388,615
Health Sector Resiliency (HSR)	9/28/2015	9/27/2020	27,634,654	13,463,606
Enhance Community Access, Use of Zinc, Oral Rehydration Salts for Management of Childhood Diarrhea	7/21/2015	7/7/2020	15,002,610	13,000,000
Challenge Tuberculosis	1/1/2015	9/29/2019	15,000,000	9,689,395
Sustaining Health Outcomes through the Private Sector (SHOPS) Plus	10/11/2015	9/30/2020	12,000,000	6,941,903
Global Health Supply Chain-Procurement and Supply Management-HIV/AIDS Task Order #1	4/20/2015	4/19/2020	2,520,341	176,568
Global Health Supply Chain Quality Assessment	1/2/2015	12/31/2019	1,500,000	1,500,000
<b>Total</b>			<b>\$250,934,966</b>	<b>\$124,201,272</b>

Source: USAID, response to SIGAR data call, 7/12/2018.



72 percent—live in rural areas, where the Taliban were likely to attempt to expand their influence, according to DOD.<sup>722</sup>

U.S. on- and off-budget assistance to Afghanistan’s health sector totaled more than \$1.2 billion as of July 9, 2018.<sup>723</sup> USAID’s active health programs have a total estimated cost of \$251 million, and are listed in Table 3.23.

## **USAID’s HEMAYAT Program Continues to Address High Child Mortality Rates and Pregnancy-Related Deaths**

USAID’s Helping Mothers and Children Thrive (HEMAYAT) program aims to increase access to and utilization of family-planning and maternal, neonatal, and child health services. A second goal is to strengthen referral systems to hospitals at the provincial level. HEMAYAT was initiated to address high child-mortality rates and pregnancy-related deaths for mothers in Afghanistan.<sup>724</sup>

As of May 2018, HEMAYAT had, with its capacity-building efforts and through a partnership with the United Nations Children’s Fund, expanded **Chlorhexidine** (CHX) services to 1,121 health providers in 10 provinces. As a result, about half of the health facilities in these 10 provinces now have at least one skilled birth attendant on staff familiar with the use and administration of CHX. To further scale this intervention—considered to be high-impact because the simple procedure of administering CHX to infants immediately after birth has been shown to prevent 15 percent of newborn deaths—HEMAYAT trained 854 community health workers in Badakhshan and Nimroz Provinces. To date, 79,277 newborns have received CHX.<sup>725</sup>

HEMAYAT’s latest quarterly report, which covered activities running from January–March 2018, listed several implementation challenges. Among the challenges were poor recordkeeping in several high-volume healthcare facilities with which implementers are working, meaning that baselines for some key indicators could not be established. Additionally, due to the lack of CHX availability, high-impact community-based interventions were initiated without the use of CHX.<sup>726</sup>

## **Polio**

The only two countries in which polio remains endemic are Afghanistan and Pakistan, which share a 1,500-mile border.<sup>727</sup> Large-scale population movements between Afghanistan and Pakistan raise the risk of cross-border transmission, and a fatwa issued by the Pakistani Taliban targeting polio workers complicates vaccination outreach.<sup>728</sup> The Taliban have falsely referred to polio-vaccination drops as “poison,” and began targeted killings of polio workers in June 2012—one year after the U.S. military raid that killed Osama bin Laden in Abbottabad, Pakistan.<sup>729</sup> (While leading a hepatitis B vaccination campaign, Pakistani doctor Shakil Afridi assisted the Central Intelligence Agency in tracking bin Laden down. The association

**Chlorhexidine:** an antiseptic antibacterial agent that kills or prevents the growth of bacteria. As part of a solution or gel, it is applied topically to the skin before a surgery or injection, after an injury, or onto a newborn after birth in order to prevent infection resulting from the severing of the umbilical cord. Chlorhexidine has been proven to prevent 15 percent of newborn deaths.

Source: Mayo Clinic, “Chlorhexidine (Topical Application Route),” <http://www.mayoclinic.org/drugs-supplements/chlorhexidine-topical-application-route/description/drg-20070874>, accessed 9/30/17; USAID, OHN, Fact Sheet, “HEMAYAT: Helping Mothers And Children Thrive,” 9/11/17, p. 3.



**Female volunteer community health workers** practice chlorhexidine gel application in Herat Province. (USAID photo)

between the campaign and the May 2011 bin Laden raid has reportedly set back polio-vaccination efforts.)<sup>730</sup>

As of July 10, 2018, nine new polio cases were reported in Afghanistan in 2018, the most recent of which were recorded in Helmand Province.<sup>731</sup> If the number of polio cases continues to grow at the current rate, total reported cases in 2018 could exceed those seen in 2016 and 2017. Confirming the current trend, USAID said it expects a rise in polio cases in 2018. According to the United Nations Children’s Fund and the World Health Organization, there were 13 officially reported cases in 2017—unchanged from 2016.<sup>732</sup> However, UNAMA reported that the total number of cases in Afghanistan in 2017 was 14, as of February 27, 2018. According to UNAMA, five of those cases occurred in Kandahar’s Shah Wali Kot district, which vaccination workers could not access for six months in 2017.<sup>733</sup>

UNAMA said that access remains a major concern in 2018, and reported that the number of children who were inaccessible to vaccination workers has grown rapidly in recent months. Whereas only 60,000 children were inaccessible in February of this year, more than half a million were inaccessible in May.<sup>734</sup> USAID said the increasing numbers of inaccessible children are the result of insecurity (particularly in Helmand and Kandahar provinces), displacement caused by active fighting, as well as the quality of polio operations.<sup>735</sup>

As of August 31, 2017, USAID had obligated about \$28.5 million and disbursed about \$28.4 million for polio-eradication efforts in Afghanistan since 2003.<sup>736</sup>

# COUNTERNARCOTICS CONTENTS

<b>Key Issues and Events</b>	<b>179</b>
<b>U.S. Reconstruction Funding for Counternarcotics</b>	<b>180</b>
<b>Interdiction and Eradication</b>	<b>180</b>
<b>Alternative Development</b>	<b>191</b>
<b>Drug Demand Reduction</b>	<b>200</b>

## COUNTERNARCOTICS

### KEY ISSUES AND EVENTS

The United Nations Office on Drugs and Crime (UNODC) reported in May that poppy cultivation levels in Afghanistan reached a new record in 2017. The total area under poppy cultivation expanded by 127,000 hectares, from 201,000 hectares in 2016 to 328,000 hectares in 2017. A hectare equals nearly 2.5 acres.<sup>737</sup>

Cultivation rose significantly in nearly all major poppy-growing provinces. In Helmand, cultivation increased 79 percent (63,700 hectares) from 2016 levels and accounted for approximately half of the national increase for 2017. Major increases also occurred in Balkh Province, where 10,000 more hectares were under cultivation—almost five times higher than its 2016 level; in Kandahar Province, which saw a 37 percent (7,500 hectares) increase; in Nimroz Province, which experienced a 116 percent (6,200 hectares) increase; and in Uruzgan Province, which had an additional 39 percent (6,000 hectares) under cultivation.<sup>738</sup>

The UNODC report included a socioeconomic analysis of its Afghanistan opium survey that provided information on the reasons farmers turn to opium-poppy cultivation. UNODC attributed the overall increase to multiple factors: Farmers continued to cultivate opium poppy primarily due to ongoing rule-of-law-related challenges like political instability, lack of government control, and security. Limited employment and economic opportunities, and a lack of access to quality education also played a role. Moreover, the Afghan government targeted antigovernment elements in densely populated areas in 2017, which could have rendered rural inhabitants more vulnerable to insurgents' influence, according to UNODC.<sup>739</sup>

The expansion of poppy-cultivated areas as well as high yields led to record opium production. UNODC estimated that 7,600 to 7,900 tons of opium were available for producing high-quality, low-cost heroin likely to reach consumer markets across the world.<sup>740</sup>

Between April and June 15, 2018, Afghan law-enforcement personnel conducted 17 interdiction operations. Seizures included 6,560 kilograms (kg) of opium, 60 kg of heroin, 3 kg of hashish, and 12,500 kg of **precursor chemicals**.<sup>741</sup> A kilogram is about 2.2 pounds.

The Department of Defense (DOD) continued to support the Afghan National Defense and Security Forces (ANDSF) this quarter, particularly

“Illicit cultivation, production, trade, and use of illicit drugs undermine public health and good governance in Afghanistan, while fueling corruption, providing significant funding for insurgents, and eroding security.”

Source: State, *International Narcotics Control Strategy Report, Volume I: Drug and Chemical Control*, 3/2018, p. 16.

**Precursor chemical:** a substance that may be used in the production, manufacture, and /or preparation of narcotic drugs and psychotropic substances.

Source: UNODC, *Multilingual Dictionary of Precursors and Chemicals*, 2008, viii.

## LESSONS LEARNED REPORT ON COUNTERNARCOTICS

SIGAR released its fifth Lessons Learned Program report, *Counternarcotics: Lessons from the U.S. Experience in Afghanistan*, examining U.S. counternarcotics efforts from 2002 through 2017. This comprehensive review incorporates satellite-imagery data analysis and provides recommendations to policymakers to improve future strategies and programs. See Section 2 for more information.

the Afghan Air Force (AAF), in targeting insurgent financial networks and revenue sources. The DOD operations proceeded under the expanded authorities of the U.S. administration's South Asia strategy. DOD reported that 19 narcotics production facilities were bombed by the AAF since January. According to DOD, between November 2017 and May 2018, more than 100 strikes against narcotics processing and storage facilities and stockpiles have resulted in the loss of tens of millions of dollars in revenue for the Taliban.<sup>742</sup>

## Revised U.S. Counternarcotics Strategy Still Pending

The State Department's Bureau of International Narcotics and Law Enforcement Affairs (INL) informed SIGAR that the U.S. Counternarcotics Strategy for Afghanistan, under development since 2014, is still undergoing interagency coordination and has not been finalized. As drafted, the strategy seeks to deny the Taliban drug revenue as a means of pressuring them to participate in peace negotiations. The draft strategy also continues to focus on building and improving Afghan counternarcotics (CN) capabilities and capacity. According to INL, its programs support the South Asia strategy by helping deny drug revenue and addressing the various factors and symptoms of Afghan opiates, all of which drive instability that is detrimental to an Afghan-led peace process.<sup>743</sup>

## U.S. RECONSTRUCTION FUNDING FOR COUNTERNARCOTICS

As of June 30, 2018, the United States has provided \$8.81 billion for CN efforts in Afghanistan since 2002. Congress appropriated most CN funds for Afghanistan through the Department of Defense Drug Interdiction and Counter-Drug Activities (DOD CN) Fund (\$3.25 billion), the Afghan Security Forces Fund (ASFF) (\$1.31 billion), the Economic Support Fund (\$1.44 billion), and a portion of the State Department's International Narcotics Control and Law Enforcement (INCLE) account (\$2.26 billion).<sup>744</sup>

ASFF is primarily used to develop the Afghan National Army and Police, including the Counter Narcotics Police of Afghanistan (CNPA) and the Special Mission Wing (SMW), which support the counternarcotics efforts of the Ministries of Defense (MOD) and Interior (MOI).<sup>745</sup>

## INTERDICTION AND ERADICATION

The U.S. and Afghan governments use both interdiction and eradication to counter the cultivation and production of illicit narcotics in Afghanistan. According to State:

- **Interdiction**—preventing illicit drugs from reaching their destination—is important in stemming the flow of illegal drugs and countering the



negative effects of organized criminal groups. INL supports interdiction efforts through training, equipping, and providing technical assistance to partner nation law enforcement agencies. Such efforts increase the capacity to detect, investigate, disrupt, and seize shipments of illicit drugs and the chemicals (known as precursors) needed to process and produce drugs.

- **Eradication**—physical destruction—of illicit crops remains an important tool for decreasing the production of illegal drugs and preventing them from entering the United States or other drug markets. INL provides training, equipment, and technical assistance to foreign governments to support their own eradication programs and address related counternarcotics and law-enforcement challenges.<sup>746</sup>

## Afghan Counternarcotics Elements

The Counter Narcotics Police of Afghanistan (CNPA), comprising regular narcotics police and specialized units, is the lead ANDSF pillar for counternarcotics efforts. According to DOD, the CNPA, authorized at 2,596 personnel, is located in all 34 provinces. Specialized units include the Sensitive Investigation Unit (SIU), the National Interdiction Unit (NIU), and the Intelligence Investigation Unit.<sup>747</sup> The Afghan Uniform Police and Afghan Border Police also participate in counternarcotic activities.<sup>748</sup>

In addition, the General Command of Police Special Units conducts high-risk operations against terrorism, narcotics, and organized crime.<sup>749</sup> NIU and SIU conduct interdiction operations that target important narcotics traffickers. The NIU maintains forward-based personnel in Kandahar, Kunduz, and Herat Provinces.<sup>750</sup>

The Technical Investigative Unit (TIU) is an individual component consisting of 100 translators that work within the Joint Wire Intercept Platform in support of SIU/NIU investigations. Another SIU component has four officers who are responsible for the administrative management of court orders obtained by SIU investigators to conduct Afghan judicially authorized intercepts.<sup>751</sup>

## U.S. Funding for Afghan Counternarcotics Elements

INL estimates that it funds approximately \$26 million per year for operations and maintenance for the NIU and SIU based on obligating and contract documents. Costs directly attributable to NIU and SIU include \$2.47 million in support of the Joint Wire Intercept Platform program under an interagency agreement with the U.S. Drug Enforcement Administration (DEA) and \$425,000 per year for NIU salary supplements. SIU supplements are funded by DEA.<sup>752</sup> Salary supplements are used to attract and retain the most qualified and highly trained officers to the specialized units. Supplements are provided to all NIU officers, from police officers to unit commanders, based on rank.<sup>753</sup>

INL told SIGAR that actual INL funding figures may be lower than authorized amounts. For example, contracts that span multiple years are assumed to pay out equally each year. The estimates for operations and maintenance (O&M) contracts are based on “estimated at completion” numbers, which can vary. Moreover, O&M institutional contractors support other programs besides interdiction.<sup>754</sup>

DOD provided \$675,000 for equipment to the NIU for 2017 and \$1 million for equipment to be delivered in 2019.<sup>755</sup>

## **U.S. Technical and Military Counternarcotics Assistance**

State INL funds support programs to disrupt illicit drug production, strengthen criminal-justice systems and law-enforcement institutions, and combat transnational organized crime.<sup>756</sup> In Afghanistan, INL partners with DEA and DOD to build the capacity of the CNPA, with particular focus on support for the two specialized units mentored by DEA—the SIU and the NIU.<sup>757</sup>

During the third quarter of FY 2018, most interdiction activities occurred in the southwest region. These events included routine patrols, cordon-and-search operations, vehicle interdictions, and detention operations. Afghan combined operations resulted in multiple drug seizures (discussed later in this section) and destroyed labs. DOD notes that interdiction activities are hindered by insecurity in areas of Taliban influence and control.<sup>758</sup>

U.S. support for the train, advise, and assist mission includes a U.S. Special Forces advisory team that mentors specialized CNPA units.<sup>759</sup> According to INL, the challenging security environment in drug-producing and drug-refining areas constrains virtually every aspect of drug law enforcement. INL said the U.S. Special Forces team—part of vital Resolute Support Mission assistance to the NIU—has been key to overcoming these challenges. This assistance has expedited NIU access to key enablers including rotary-wing lift and enabled missions in remote areas including southern Afghanistan.<sup>760</sup>

DOD created, equipped, and continues to provide training, and contract support to the Special Mission Wing (SMW).<sup>761</sup> The SMW is the only ANDSF organization with night-vision, rotary-wing air assault, and fixed-wing intelligence, surveillance, and reconnaissance capabilities. DOD reports that the SMW provides persistent reach for the ASSF during counterterrorism/counternarcotics missions designed to disrupt insurgent and drug smuggling networks in the country.<sup>762</sup> This fiscal year, counternarcotics (DOD CN) funding has financed approximately half of the SMW’s requirements and ASFF funding makes up the remaining half.<sup>763</sup>

## **Operation Iron Tempest: Disrupting Insurgent Revenue Streams**

The Administration’s South Asia strategy enables USFOR-A to target insurgent forces, finances, and infrastructure. U.S. air assets such as B-52s, B-1s, F-16s, F-18s, A-10s, and other aircraft—along with Afghan Air Force

(AAF) pilots operating under Afghan authorities using Afghan air assets—aim to disrupt and degrade insurgents’ ability to generate revenue, and to destroy their investments in personnel, infrastructure, weapons, equipment, and explosives.<sup>764</sup>

Beginning in November 2017, Operation Iron Tempest, the U.S. and Afghan CN air campaign, has destroyed 154 Taliban targets, as of June 27. These targets included narcotics production, storage and trafficking locations; weapons and explosives caches; and headquarters and staging areas. Since January 2018, AAF A-29s have destroyed 19 narcotics production facilities.<sup>765</sup> Afghan national leaders have been supportive of the campaign, while some provincial leaders and others have criticized the U.S. and Afghan airstrikes because of alleged civilian casualties. However, USFOR-A reports there have been no confirmed civilian casualties from the counter-revenue strikes since Iron Tempest began. As the campaign continues, it risks fomenting discontent towards the Afghan government if strikes are perceived as targeting civilians or ineffective at disrupting the insurgents’ source of revenue.<sup>766</sup>

The U.S. Air Force’s 9th Air and Space Expeditionary Task Force-Afghanistan (9 AETF-A) determines the effectiveness of its counter-threat-finance campaign using intelligence gathered from insurgents to assess their perception of their financial situation and its impact on their operational decision making. The 9 AETF-A reported that insurgent confusion, concern, and changes to their tactics, techniques, and procedures have led to disruptions in their command and control. Discord and uncertainty have also been observed among insurgent groups about future financing of their operations as their revenue sources are destroyed and degraded.<sup>767</sup> The 9 AETF-A stated that insurgents seem to realize that raids and strikes will continue to destroy their revenue streams unless a reconciliation takes place. The 9 AETF-A said the air campaign has denied insurgents an estimated \$44.5 million since November 2017, while raids have captured or destroyed \$41.8 million in precursor chemicals, equipment, and raw opium over the same period.<sup>768</sup>

According to DOD, international demand and market incentives for opium production remain high. Sanctions, targeting insurgent revenue streams in certain areas (such as Helmand Province), and the destruction of their weapons and fighters have led to changes in how insurgents operate.<sup>769</sup>

More information on Operation Iron Tempest is available in the classified annex to this report.

## Drug Activity in Areas of Government and Taliban Control

According to the UN International Narcotics Control Board, drug trafficking and production in Afghanistan take place mainly in areas where government institutions are weak or the government is unable to exercise full control because of the deteriorating security situation, although trafficking is not limited to areas controlled by insurgents. The UN stated that up

to 90 percent of drug production currently falls within Taliban-controlled areas, although it is unclear how they define “illicit production.”<sup>770</sup>

The U.S. government also estimates that “85 percent of [the country’s] opium is grown in areas controlled or contested by the Taliban.”<sup>771</sup> Of the 328,000 hectares of opium-poppy cultivated reported by UNODC in 2017, 38 percent was cultivated in districts assessed by RS on May 15 as contested; 4 percent in districts under Afghan government control; 23 percent in districts under government influence; 20 percent in districts with insurgent activity; and 16 percent in districts assessed as having high insurgent activity.<sup>772</sup>

UNODC uses a sampling approach in its methodology for provinces where most of the poppy is found and a “targeted approach” in provinces with a low level of opium poppy cultivation. It defines a targeted approach as an area of a province being fully covered by satellite imagery. Provinces with no indication for opium poppy cultivation are covered by a village survey only. According to UNODC, the survey is designed to produce province level estimates. District estimates are derived by a combination of different approaches. They are indicative only, and suggest a possible distribution of the estimated provincial poppy area among the districts of a province. Information on RS district stability levels are discussed in the Security section starting on page 68.<sup>773</sup>

Combining the UNODC data with the RS data shows that poppy cultivation flourishes in Afghanistan under both insurgent and government control. SIGAR’s analysis challenges the general assumption that insurgents control the highest poppy-cultivating areas or that poppy is predominantly grown in areas with insurgent activity. RS data show that the government controls or influences more districts than the insurgents, including poppy-cultivating districts. This relationship holds true for the absolute area of poppy cultivation, but is particularly evident when comparing poppy-cultivation intensity across districts.<sup>774</sup>

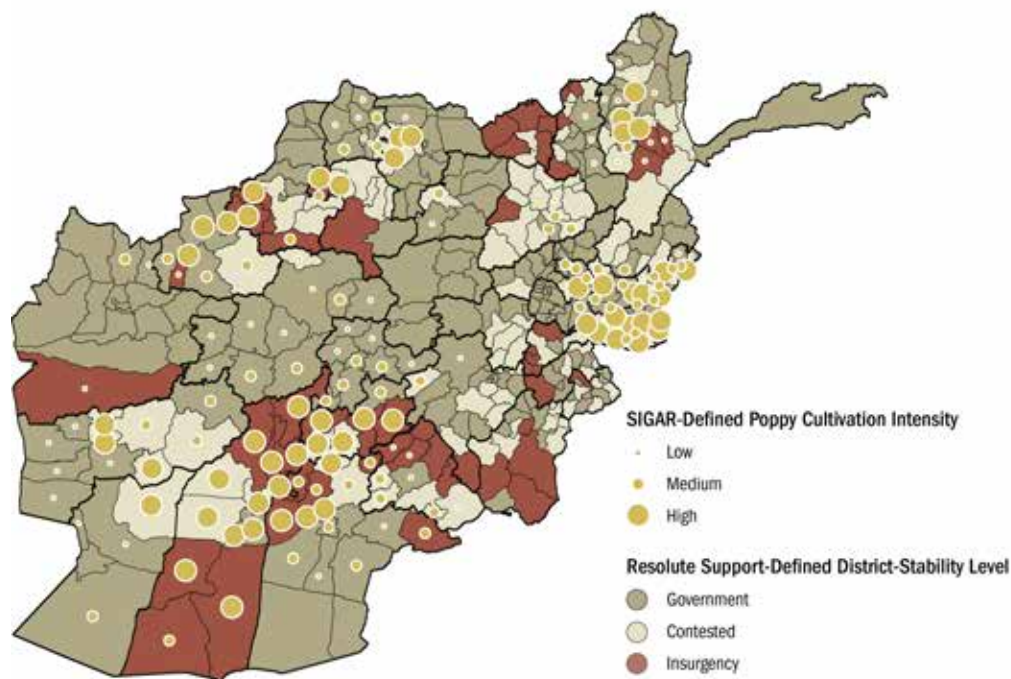
As shown in Figure 3.40, SIGAR found that strictly in terms of poppy cultivation, there are districts under Afghan government control or influence with significant levels of cultivation. In certain provinces, the districts that UNODC found to have the largest area of opium-poppy cultivation in 2017 are under government influence or control: Argo District, assessed to be under Afghan government influence, is the highest opium-poppy-cultivating district in Badakhshan (3,658 hectares); Nahr-e Saraj, considered under government control in Helmand (18,464 hectares) is the highest producing district; and Zharey, considered under government influence in Kandahar (7,605 hectares) is the second-highest producing district. One of the two top-producing districts in Nimroz Province, Khash Rod with 4,167 hectares, is also under government influence.<sup>775</sup>

Also in Figure 3.40, when the area of poppy cultivation in a given district is divided by the area of the district, the calculated cultivation intensity

# COUNTERNARCOTICS

FIGURE 3.40

## DISTRICT OPIUM-CULTIVATION RESULTS AND AFGHANISTAN'S DISTRICT STABILITY



Note: SIGAR used ArcGIS Pro 2.2 for this analysis. A FEWS NET 2017 district shapefile, containing 401 districts, was used to aggregate RS-provided district control data and UNODC 2017 estimates of district-level opium-poppy cultivation. Since RS uses 407 districts, a small degree of inaccuracy during the aggregation process was unavoidable. The additional districts that RS identifies are Marjah, Helmand Province: Dand, Kandahar Province: Bad Pash, Laghman Province: Delaram, Nimroz Province: Lajah Mangal, Paktiya Province: Mirzakah, Paktiya Province: Abshar, Panjshir Province; and Chinartu, Uruzgan Province. UNODC has poppy cultivation results for the following districts which are not assessed by RS: Jaghatu, Ghazni; Kohistan, Kapisa; Hisa-I-Duwumi, Panjshir; and Nesh and Gizab, Uruzgan. Adjusting for these differences left 400 districts and all layers were projected to UTM 42N. To create the map, the number of opium-poppy cultivation hectares were categorized into three classes (excluding zero hectare districts or unavailable data) using the quantile method. The quantile method produces an approximately equal number of observations per class to facilitate comparative analysis, but the interval of the class must therefore be variable. In this case, the "low," "medium," and "high" intensity categories were respectively 14.21406 hectares/km<sup>2</sup> or less, 0.73203 hectares/km<sup>2</sup> or less, and 0.09967 hectares/km<sup>2</sup> or less.

Source: USFOR-A, data call response as of 6/22/2018; UNODC, *Afghanistan Opium Survey 2017: Cultivation and Production*, pp. 64–70.

allows for cross-district comparisons throughout Afghanistan. The map illustrates the intensity of opium-poppy cultivation overlaid on RS's district-stability assessment as of May 15, 2018. Among the 57 districts in the SIGAR-defined high-intensity category (14.21 hectare per kilometer squared or less), two of these districts were assessed by RS as being under government control (e.g., Balkh in Balkh Province and Arghandab in Kandahar), 16 are under government influence (e.g., Shinwar in Nangarhar and Zharey in Kandahar), 25 are contested (e.g., Nahr-e Saraj in Helmand and Chaparhar in Nangarhar), 10 are in insurgent activity districts (e.g., Sangin and Kajaki in Helmand), and four are in high insurgent activity districts (e.g., Musa Qalah and Now Zad in Helmand).<sup>776</sup>

The SIGAR-defined medium-intensity category (0.73 hectare per kilometer squared or less) includes 57 districts with 11 of these districts being assessed by RS as being under government control, 21 assessed as



government influenced, 17 contested, seven under insurgent activity, and one under high insurgent activity. The SIGAR-defined low-intensity grouping (0.10 hectare per kilometer squared or less) includes 58 districts of which 11 of these districts are assessed by RS as being under government control, 30 assessed as government influenced, 10 contested, five under insurgent activity, and two under high insurgent activity. Finally, 235 districts had no opium-poppy cultivation or data available in 2017. Of these, 138 of these districts were assessed by RS as being under government control or influence, 70 are contested districts, and 27 are under insurgent activity or high activity.<sup>777</sup>

## Interdiction Results and Narcotics Seizure Values

Between April 1 and June 15, 2018, Afghan security forces conducted 17 operations resulting in the seizure of 6,560 kg of opium, 3,905 kg of morphine, 60 kg of heroin, 12,500 kg of chemicals, and 26 detentions, according to DOD.<sup>778</sup> NIU and SIU reported only two operations and made no detentions this quarter.<sup>779</sup> NIU and SIU seized 9,000 kg of morphine, 345 kg of heroin as well 500 kg of chemicals, according to figures reported to DEA by NIU and SIU during April.<sup>780</sup>

Though the number of 17 operations decreased from the previous quarter's report of 59 operations, the quantity of morphine seized for instance, is higher than those reported the last two quarters. DOD did not know definitively the reasons for the decrease in operations, but said it may be attributed to fluctuations in CN operations and the security situation as the fighting season began.<sup>781</sup> According to DEA, between April 1 and May 26, 2018, three labs were destroyed, and seizures comprised 26.6 kg of methamphetamine, 5,000 liters (L) of acetone, 504 L of hydrochloric acid, 500 kg of improvised-explosive-device chemicals, and other chemicals. DEA estimates the revenue denied to insurgents from those operations at \$37,550,660.<sup>782</sup>

USFOR-A told SIGAR that the values of seizures and destroyed equipment are derived from DEA baselines. A narcotic lab's value largely depends on the number of barrels it cooks. Values of destroyed labs are initially assessed based on the size of the facility. The value of other destroyed infrastructure and material (for example, structures or opium presses) is added to the total. USFOR-A generally considers most labs small.<sup>783</sup>

USFOR-A said drug-trafficking organizations can expect approximately \$205,000 in future revenue per barrel. It also estimates insurgents receive approximately 20 percent of the chain value of the opium trade, which includes **licensing fees** for labs and markets, transportation and protection fees, taxations at harvest, and profits from direct participation. The overall value of any revenue target that was struck or of any raid is assigned to the drug-trafficking organization and 20 percent of that figure provides the estimated value denied to insurgents.<sup>784</sup>

**Licensing fees:** the amount paid to the Taliban for permission to operate a drug lab or market in a particular geographic area.

Source: USFOR-A, response to SIGAR vetting, 7/13/2018.

According to long-time narcotics scholar David Mansfield, the rates paid to the Taliban vary across regions, even across villages within the same district. In Helmand, the Taliban imposed a land tax in 2017. The relationship between the Taliban and the farm-gate opium production is not as simple or as direct as reported by UNODC and others, he said. Rates fall below 1 percent, and payments are not always in the form of opium.<sup>785</sup> Drug trafficking organizations in different areas would earn different percentages of revenues. Applying a uniform rate of 20 percent in overall revenue as the USFOR-A methodology holds, probably overestimates the revenue potential.

According to DOD, determining the product-processing stage is not required for their revenue estimates. All organizations providing support to USFOR-A's counter-threat-finance campaign are asked to comply with the same methodology to ensure a common reference. USFOR-A told SIGAR that the total revenue denied is one metric (and not a driving factor) used to evaluate the campaign and adjust future operations.<sup>786</sup>

The UNODC said little is known about the efficiency and capacity of heroin and morphine labs in Afghanistan. According to seizure data, 48 to 56 percent of 2017's opium harvest was converted into heroin or morphine within Afghanistan, while the remainder was exported unrefined. UNODC cautions that there is great uncertainty regarding these estimates.<sup>787</sup>

The Counter Narcotics Justice Center (CNJC) prosecuted 186 cases under the new penal code provisions between April and June 2018. The provinces with the highest number of high-level drug smuggling and trafficking cases are Kabul (91) followed by Nangarhar (33).<sup>788</sup> According to INL, 500 cases were adjudicated nationwide using the counternarcotics provisions in the new penal code during the same period; 314 did not meet the minimum threshold for CNJC jurisdiction.<sup>789</sup> Principal Deputy Assistant Secretary of State for South and Central Asian Affairs Alice G. Wells, testifying in June before the House Foreign Affairs Committee, cited the success of the CNJC and its 99 percent conviction rate.<sup>790</sup> However INL, in its first report to Congress on FY 2017 Economic Support Fund goals and benchmarks, revealed that CNJC cases disproportionately target low-level couriers. Clear cases against high-ranking Afghan officials in the drug trade fail to move forward due to "corruption and political interference from within the Afghan government."<sup>791</sup>

DEA told SIGAR that no high-value targets were apprehended during the quarter; it also had no information on whether past apprehensions of high-value-targets had any impact on illicit financing or the narcotics trade within the country.<sup>792</sup>

Since April 2018, DEA has temporarily suspended all training of Afghan CN law enforcement organizations through the DOD-funded Counter Narcotics Training Team due to pending revisions to the "505 Bi-Lateral Security Agreement."<sup>793</sup> According to U.S. Central Command CENTCOM,

"Agents from the Sensitive Investigative Unit and prosecutors from the Attorney General's Office have not been able to consistently build cases and successfully prosecute drug kingpins, and cases at the Counter-Narcotics Justice Center (CNJC) disproportionately target low-level couriers . . . Afghan justice officials have indicated to DOJ that clear cases against high-ranking Afghan officials involved in the drug trade cannot move forward in the CNJC due to corruption and political interference from within the Afghan government."

Source: First Report on The Status of Achieving Goals and Benchmarks for Fiscal Year 2017 Economic Support Fund (ESF) and International Narcotics Control and Law Enforcement (INCLE) Assistance for the Central Government of Afghanistan, 2/2018, pp. 3-4.

# COUNTERNARCOTICS

TABLE 3.24

INTERDICTION RESULTS, FISCAL YEARS 2009–2018											
	2009	2010	2011	2012	2013	2014	2015	2016	2017	2018*	TOTAL
Number of Operations	282	263	624	669	518	333	270	190	156	108	3,413
Detainees	190	484	862	535	386	442	394	301	152	130	3,876
Hashish seized (kg)	58,677	25,044	182,213	183,776	37,826	19,088	24,785	123,063	227,327	34,785	916,584
Heroin seized (kg)	576	8,392	10,982	3,441	2,489	3,056	2,859	3,532	1,975	795	38,097
Morphine seized (kg)	5,195	2,279	18,040	10,042	11,067	5,925	505	13,041	106,369	9,206	181,669
Opium seized (kg)	79,110	49,750	98,327	70,814	41,350	38,379	27,600	10,487	24,263	15,661	455,741
Precursor chemicals seized (kg)	93,031	20,397	122,150	130,846	36,250	53,184	234,981	42,314	89,878	15,649	838,680

Note: The significant difference in precursor chemicals total seizures between 2014 and 2015 is due to a 12/22/2014 seizure of 135,000 kg of precursor chemicals.  
 \* Results for period 10/1/2017–6/15/2018.

Source: DOD(CN), response to SIGAR data call, 7/29/2015, 7/20/2017, and 6/21/2018.

DEA told SIGAR that no high-value-targets were apprehended during the quarter; it also had no information on whether past apprehensions of high-value-targets had any impact on illicit financing or the narcotics trade within the country.

Source: DOJ, DEA, response to SIGAR data call, 6/11/2018.

the Section 505 agreement, required between partner nations for capacity assistance programs, was approved by the Afghan authorities on June 25, 2018.<sup>794</sup>

As shown in Table 3.24, interdiction results barely make an impact on the country’s potential opium production, despite increasing seizures.

## Eradication Results

### Governor-Led Eradication

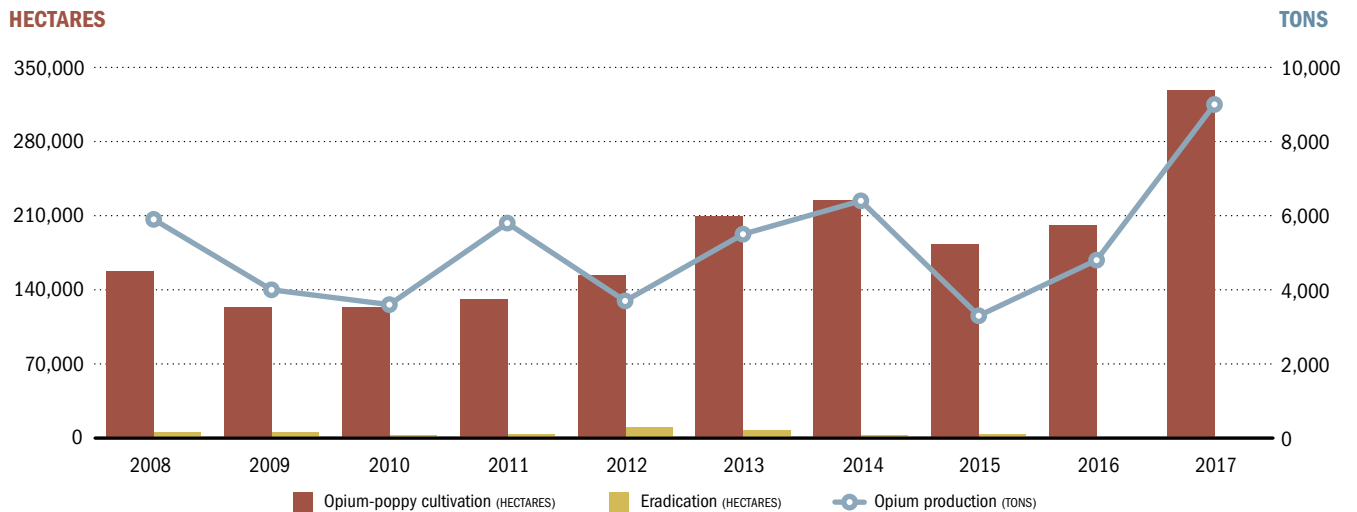
Under the Governor-Led Eradication (GLE) program, INL, through MCN, reimburses provincial governors \$250 toward the eradication costs of every UNODC-verified hectare of eradicated poppy.<sup>795</sup> INL provided \$75,000 this quarter to MCN in support of this season’s eradication activities in the following provinces: Badakhshan, Kabul, Kapisa, Kunar, Laghman, Nangarhar, Balkh, Jowzjan, Samangan, Sar-e Pul, Herat, and Badghis.<sup>796</sup> According to DOD, security forces in Nangarhar Province conducted a poppy-eradication campaign and claim to have destroyed several hundred hectares of poppy; the UN has not yet verified these claims. Authorities in Badakhshan Province announced the start of poppy eradication in early June. Eradication efforts do not appear to have taken place in any other provinces.<sup>797</sup>

GLE resulted in the eradication of 750 hectares in 2017 in 14 provinces compared to 355 hectares in seven provinces in 2016.<sup>798</sup> INL has obligated and disbursed \$6.9 million since the program’s inception in 2008.<sup>799</sup> As Figure 3.41 on the next page illustrates, eradication efforts have had minimal impact on curbing opium-poppy cultivation.

# COUNTERNARCOTICS

FIGURE 3.41

## AFGHAN OPIUM-POPPY CULTIVATION, ERADICATION, AND PRODUCTION SINCE 2008



Source: UNDOC, *World Drug Report 2016*, 5/2016, Annex, vii, ix, xii; UNODC, *Afghanistan Opium Survey 2017: Cultivation and Production*, 11/2017, pp. 5–6, 64–71.

### Good Performers Initiative

The INL-funded Good Performers Initiative (GPI), launched in 2007, sought to incentivize provincial governors’ counternarcotics and supply-reduction activities by supporting sustainable, community-led development projects in provinces that significantly reduced or eliminated poppy cultivation. GPI projects included schools, road or bridge projects, irrigation structures, health clinics, and drug treatment centers among other projects.<sup>800</sup> However, no new GPI projects were approved after April 30, 2016, and GPI is being phased out.<sup>801</sup>

According to INL, the program was deemed “ineffectual at curbing opium cultivation” in those provinces receiving awards. MCN’s inability to adequately manage the program was also a factor in INL’s phasing it out.<sup>802</sup> As of May 31, 2018, INL reported that 290 projects valued at \$126.4 million have been contracted. Of those, 278 projects valued at \$36.3 million have been completed and 12 valued at \$78.3 million are still in progress.<sup>803</sup> INL will continue to fund ongoing projects until their completion.<sup>804</sup>

The number of poppy-free provinces increased from six at the beginning of the program in 2007 to 15 in 2013—the last year GPI funds were awarded.<sup>805</sup>

INL launched an alternative-development project called Boost Alternative Development Intervention through Licit Livelihoods (BADILL)

in August 2016. BADILL is expected to follow through on INL's commitments to those provinces most affected by the GPI cancellation.<sup>806</sup>

According to INL, BADILL takes a community-based, alternative-development approach, rather than the GPI's incentive-based approach. The GPI program targeted provincial leadership by providing a political incentive for top-down poppy reduction, and employed a general development approach. BADILL is working directly with small and marginal farmers to increase productivity and employment opportunities.<sup>807</sup> INL expects that this approach will render the program more effective than GPI. More information on BADILL is available in the Alternative Development section, beginning on page 191.

## Regional Cooperation

UNODC's Regional Programme for Afghanistan and Neighboring Countries, participated in the latest phase of Operation Channel, which ran from May 28 to June 1, 2018. Operation Channel is an annual multi-country law enforcement counternarcotics initiative coordinated under the auspices of the Collective Security Treaty Organization. Across the region, this phase of Operation Channel resulted in the seizure of more than five tons of illegal narcotics, and psychotropic and potent substances from illegal trafficking, including: 5,289 kg of opium, 416 kg of hashish, more than 83 kg of heroin, 169 kg of marijuana, and 5 kg of synthetic drugs.<sup>808</sup>

## Ministry of Counter Narcotics Capacity-Building

Since 2008, INL has obligated \$35.8 million and disbursed \$27.7 million to build capacity at the Ministry of Counter Narcotics (MCN).<sup>809</sup>

To address deficiencies identified in the MCN's financial-management system, INL is implementing a skills-based training grant and a financial-remediation plan contract through the Afghanistan Holding Group under MCN Capacity Building.<sup>810</sup> INL has another capacity-building program under the **Colombo Plan** whereby Asian University for Women (AUW) fellows from Kabul are assigned to the MCN.<sup>811</sup> Last year, the Colombo Plan selected the 10 AUW fellows and recruited the first MCN advisor assisting in revising the National Drug Action Plan (NDAP).<sup>812</sup> The Colombo Plan hired an advisor for provincial affairs.<sup>813</sup>

The procurement and finance advisor positions remain open. According to INL, the training (being provided since 2016) has improved communication and coordination between the MCN and MOI, particularly since the arrival of the law-enforcement advisor, as well as improving English-language and computer proficiency of MCN personnel.<sup>814</sup> The NDAP revision is working its way through the Afghan government clearance process and will be translated into English upon its completion.<sup>815</sup>

The MCN is mandated to publish annual reports on the implementation of the NDAP.<sup>816</sup> INL reported last year that it had yet to receive the second

**Colombo Plan:** Instituted as a regional intergovernmental organization to further economic and social development, it was conceived at a conference held in Colombo, Sri Lanka (then Ceylon) in 1950 with seven founding-member countries. It has since expanded to 26 member countries. INL supports the Colombo Plan's Universal Treatment Curriculum, a national level training and certification system for drug-addiction counselors aimed at improving the delivery of drug treatment services in Africa, Asia, and Latin America.

Source: Colombo Plan Secretariat website, "History," [www.colombo-plan.org](http://www.colombo-plan.org), accessed 7/1/2017; INL, *International Narcotics Control Strategy Report, Volume I: Drug and Chemical Control*, 3/2018, p. 19.



formal review of Afghanistan's NDAP. According to INL, the MCN will provide a copy of the report once it has been cleared.<sup>817</sup>

INL provided \$6.3 million this fiscal year in FY 2016 funds to the Colombo Plan, and \$13.7 million from FY 2017.<sup>818</sup>

## **New Penal Code Implementation**

SIGAR reported on the adoption of the new penal code last quarter. In effect since February 2018, the new code contains more counternarcotics provisions than the previous law. The U.S. government continues to provide advice and train investigators, prosecutors, and judges on its effective implementation.<sup>819</sup> Five hundred cases using the CN provisions in the new penal code were adjudicated between April 1 and June 7, 2018.<sup>820</sup>

The new code favors prison terms over fines and now criminalizes behavior by public officials that would jeopardize official investigations. It authorizes confiscating assets (including land, structures, and vehicles) used in, or earned through, illicit drug production, and trafficking. For the first time, smuggling, distribution, and sale of psychotropic drugs, a category not previously covered by Afghanistan's narcotics laws, has been criminalized.<sup>821</sup>

## **Counter Narcotics Community Engagement**

INL has obligated \$12.7 million and spent \$11.9 million on its Counter-Narcotics Community Engagement (CNCE) program since its inception in April 2013.<sup>822</sup> CNCE funds communication and outreach programs aimed at discouraging poppy cultivation, preventing drug use, and encouraging licit crops. According to INL, surveys indicate that the public messaging campaigns are having an increasing impact on Afghan attitudes about illicit narcotics.<sup>823</sup> The public-health surveys conducted in 2014 indicate high exposure to antidrug messaging, particularly for messages related to health risks of drug use and addiction.<sup>824</sup>

Sayara Strategies, INL's implementing partner, is completing its final reports. The program concluded at the end of last quarter and INL is finalizing terms for a follow-on public information program with smaller funding levels.<sup>825</sup>

## **ALTERNATIVE DEVELOPMENT**

Opium-poppy cultivation increased significantly to an unprecedented high of 328,000 hectares in 2017 from an estimated 201,000 hectares in 2016. According to UNODC, the expanded areas under cultivation and good yields led to a near doubling of the potential opium production from its 2016 level of 4,800 tons to 9,000 tons.

There is no single reason for the massive cultivation increase. Farmers' decisions to grow poppy are influenced by intricate motives and vary

regionally. Political instability, lack of government control, and security play a significant role. Scarce employment opportunities, lack of quality education, and limited access to markets and services also spur farmers in cultivating poppy. Some of these factors, or a combination, might be the source of the large poppy-cultivation increase in 2017. The Afghan government's efforts against insurgents in densely populated areas may have rendered the rural population more vulnerable to insurgent or anti-government influence. For the past couple of years, opium-poppy cultivation greatly increased in northern areas of the country. The economic decline after the withdrawal of international troops as well as increasing poverty might have led farmers to cultivating poppy for their livelihood.<sup>826</sup>

## Kandahar Food Zone

The Kandahar Food Zone (KFZ) is a five-year, \$45.4 million, USAID-funded project implemented by Blumont Global Development. KFZ aims to address the drivers of poppy cultivation in Kandahar Province by rehabilitating irrigation infrastructure, expanding alternative-livelihood opportunities, supporting small businesses, and building the capacity of the MCN to develop effective alternative-development policies.

USAID awarded a two-year extension in 2016 to continue work in targeted districts. Development activities include rehabilitating irrigation infrastructure and existing orchards and vineyards, creating new orchards and vineyards, promoting the cultivation of off-season horticulture, marketing high-value crops, and developing agribusiness.<sup>827</sup> Zharey was selected by USAID because it was among the highest poppy-cultivating districts in the province when the program began in 2013. UNODC reported 7,017 ha of poppy-cultivation in that district in 2013. Cultivation did decrease in 2014 and 2015, but increased to 7,065 hectares in 2017. Zharey remains the second highest poppy-cultivating district of Kandahar.<sup>828</sup> USAID started no new interventions in Maywand, another previously targeted district, since June 2017 due to security conditions and the agency's approach to support activities in government controlled areas.<sup>829</sup>

During the second quarter of FY 2018, KFZ rehabilitated 28 kilometers of three canals; trained and distributed vegetable seed to 358 vineyard farmers; replanted 48,000 pomegranate saplings; provided technical assistance to 330 farm women; increased fruit exports by \$35,472 and national sales by \$43,200. KFZ also provided quality-control and project-management training to 50 MCN officials; demonstrated farm- and water-management techniques to Provincial Agriculture, Irrigation and Livestock (PAIL) and District Agriculture Offices; and completed 85 percent of data collection for the 2018 farm survey.<sup>830</sup>

This being the program's final year of implementation, KFZ completed activities in Kandahar by May 30, 2018. Canal-maintenance responsibilities were turned over to farmers and **mirabs**; water allocation and scheduling

**Mirab:** persons elected by water users and landowners to be responsible for allocating water from canals to farm fields and for routine and emergency canal maintenance and repairs. Farmers pay them annual fees for surface irrigation water. They organize labor provided by farmers and landowners to clean canals, collect fees for minor canal repairs, and supervise the repairs.

Source: USAID, *Kandahar Food Zone Program (KFZ) Year 5 Work Plan, August 31, 2017 to August 31, 2018, 1/20/2018*, pp. 20, 22.

# COUNTERNARCOTICS

TABLE 3.25

USAID REGIONAL AGRICULTURAL DEVELOPMENT PROGRAM (RADP)				
Project Title	Start Date	End Date	Total Estimated Cost	Cumulative Disbursements, as of 7/9/2018
RADP-East	7/21/2016	7/20/2021	\$28,126,111	\$7,496,403
RADP-North	5/21/2014	5/20/2019	78,429,714	53,478,361
RADP-South*	10/7/2013	11/20/2017	111,414,339	105,483,629
RADP-West*	8/10/2014	10/25/2016	65,629,170	26,394,196
<b>Total</b>			<b>\$283,599,334</b>	<b>\$192,852,590</b>

Note: \* Denotes inactive programs. Afghanistan Value Chains-Crops and Afghanistan Value Chains-Livestock will target regions previously served by inactive RADP programs.

Source: USAID, response to SIGAR data call, 7/12/2018.

to the Directorate of Arghandab River Sub Basin Authority and the Ministry of Agriculture, Irrigation and Livestock; technical support to farmers to the PAIL; and greenhouses to their respective owners.<sup>831</sup> As of July 9, 2018, USAID has disbursed \$44.5 million for the program.<sup>832</sup>

## Regional Agricultural Development Program

USAID's Regional Agricultural Development Program (RADP) is intended to help Afghan farmers achieve more inclusive and sustainable economic growth. RADP projects are ongoing in the eastern and northern regions of Afghanistan. The projects focus on strengthening the capacity of farmers to improve the productivity of wheat, high-value crops, and livestock. Using a **value-chain** approach, these projects work with farmers and agribusinesses to overcome obstacles hindering production, processing, sales, and overall development of agricultural value chains.<sup>833</sup>

USAID terminated RADP-South at the end of its fourth year; the program had not met its productivity and income targets. RADP-West was terminated after nearly two years, according to USAID, in order to align its remaining resources more closely with the Ministry of Agriculture, Irrigation and Livestock's new strategic plans for the western region. Both regions will be covered by new contracts arising out of the Afghanistan Value Chains (AVC)–Crops and AVC–Livestock programs. AVC-Crops is currently under procurement.<sup>834</sup> USAID awarded the AVC-Livestock contract to DAI Global in June, with \$34.7 million for the base period and \$21 million for the option period.<sup>835</sup>

As shown in Table 3.25, USAID funding for all RADP programs, targeting various regions of the country amounts to approximately \$283.6 million and USAID has spent \$192.9 million as of July 9, 2018.

## SIGAR AUDIT

SIGAR conducted a performance audit of USAID's Regional Agricultural Development Program, entitled *Additional Evaluations and Assessments Could Improve the Performance and Sustainability of USAID/Afghanistan's \$301 million Program*. SIGAR found that USAID has not consistently monitored or evaluated whether RADP is meeting its goals and mission objectives, and has yet to complete a required mid-term evaluation of the program. More information is found in Section 2 of this report.

**Value-chain:** the range of goods and services necessary for an agricultural product to move from the farm to the final customer or consumer. It encompasses the provision of inputs, actual on-farm production, post-harvest storage and processing, marketing, transportation, and wholesale and retail sales.

Source: USAID, response to SIGAR vetting, 4/12/2015.



**RADP-N women noodle producers** in Dehdadi District, Balkh Province. (USAID photo)

## **RADP-East**

RADP-East (RADP-E) is USAID's five-year, \$28.1 million program designed to expand sustainable agriculture-led economic growth in Ghazni, Kapisa, Laghman, Logar, Nangarhar, Parwan, Wardak, and Kabul Provinces. RADP-E is scheduled to run through July 2021. RADP-E works with the private sector to identify constraints to business and value-chain performance, and implement market-based solutions. RADP-E aims to increase the sales of agricultural goods and services by \$57 million by the final year of the program.<sup>836</sup>

During April 2018, RADP-E activities granted 35 active market-development grants valued at \$1,230,488. Grantees invested \$628,769. The marketing team coordinated with USAID's CHAMP program regarding trade missions of Afghan agribusinesses to Delhi and Mumbai in July and September 2018. RADP-E conducted access to finance training for women to strengthen coordination between lending institutions and program beneficiaries and clients. The implementer found no significant issues during its 26 site-monitoring visits.<sup>837</sup>

According to USAID, over 1,800 households benefited from interventions between January and March 2018: 711 farmers and 19 agro-enterprises applied new technologies or improved management practices; 83 new linkages have been established (signed contracts or verified transactions). Seventeen percent of program beneficiaries in grants and activities were women. The program created 294 full-time employment positions, and exported over \$324,400-worth of agricultural commodities.<sup>838</sup> As of July 9, 2018, USAID has disbursed \$7.5 million for RADP-E.<sup>839</sup>

## **RADP-North**

RADP-North (RADP-N) is USAID's five-year, \$78.4 million program scheduled to end in May 2019. RADP-N invests in increased sustainability and

profitability of wheat, high-value crops, and livestock value chains in the rural areas of Badakhshan, Baghlan, Balkh, Jowzjan, Kunduz, and Samangan Provinces.<sup>840</sup> During the second quarter of this fiscal year, RADP-N issued 20 grants, valued at \$1.8 million, to local partners and implemented 11 activities such as laser-land-levelling and business-market linkages. The latter resulted in over \$5.8 million in sales from companies participating in GulFood 2018 trade show held February 18–22 in Dubai.<sup>841</sup>

A large segment of the rural population in northern Afghanistan depends on livestock for their livelihoods. Many lack technical knowledge about common issues like diseases, vaccinations, and general animal husbandry. RADP-N is leading an initiative to establish 15 new Veterinary Field Units (VFUs) in the target provinces. VFUs are organized and led by veterinarians, or **paraveterinarians**, commonly called **paravets**. Becoming a paravet involves a six-month intensive training program. The program covers both theoretical and practical aspects of animal health care, and also the business of providing veterinary services in remote areas.<sup>842</sup>

Throughout the quarter, RADP-N trained 15 paravets (10 men and five women) on livestock diagnosis, treatment, and livestock internal diseases. These 15 paravets in turn trained 400 men and 200 women on livestock quality feed, preventive animal health, and livestock health management. Twenty paravets vaccinated around 5,000 small ruminants, such as sheep and goats, during a vaccination campaign.<sup>843</sup>

During the second quarter, RADP-N also trained eight organizations to develop their capacity to pass a USAID pre-award assessment to qualify for direct grants from USAID or other donors. The program also assisted 30 women to establish a noodle factory.<sup>844</sup> Six companies exported over a thousand tons of dried fruit and nuts valued at \$2.2 million to India, Iraq, Turkey, the Netherlands, and the United Arab Emirates. These sales were linked to previous trade shows (WorldFood Istanbul 2017 and World Food India 2017).<sup>845</sup> USAID affirmed that this year's drought had not impacted RADP-North activities.<sup>846</sup>

As of July 9, 2018, USAID has disbursed \$53.5 million for RADP-N.<sup>847</sup>

## Commercial Horticulture and Agricultural Marketing Program

The Commercial Horticulture and Agricultural Marketing (CHAMP) program is a USAID-funded \$71.3 million program designed to boost agricultural productivity and food security, provide market opportunities, and decrease poppy production. The program started in February 2010 and is scheduled to end in December 2019. CHAMP now focuses on developing the capacity of Afghanistan's agricultural sector to increase exports of high-value crops and remove impediments to their trade. The program ensures that women and women-owned businesses receive significant program support and have access to the resources needed to integrate into the mainstream agricultural sector. USAID modified the agreement in

---

**Paraveterinarian or paravet:** a community-based animal health worker who provides initial diagnosis and basic treatment of animals.

---

Source: A. Catley, T. Leyland, et al., "Para-veterinary professionals and the development of quality, self-sustaining community-based services," *Revue scientifique et technique* (International Office of Epizootics), 2004, pp. 225–226, 229, 230.



December 2017 concentrating activities on supply chain, marketing, and export of Afghan fresh and dry fruits and nuts to international markets. The program has trade offices in New Delhi, Dubai, and most recently, in Almaty, Kazakhstan.<sup>848</sup>

Between January and March 2018, CHAMP helped Afghan traders export 3,300 metric tons of saffron, nuts, and dried fruits, valued at \$14.3 million, to Australia, Canada, Germany, India, Iraq, Kuwait, Saudi Arabia, Turkey, the UAE, the United States, and The Netherlands.<sup>849</sup> CHAMP sponsored the participation of 25 Afghan exhibitors at the 2018 GulFood Exhibition in Dubai in February, generating \$12.1 million in signed contracts and \$8.4 million in potential deals for Afghan exporters. Five metric tons of Afghan vegetables and fruit were exported into Almaty during this period. CHAMP also supported seven female traders at the National Farmers' Festival and Ag Fair held in Kabul March 21–24.<sup>850</sup>

The newly opened Almaty trade office experienced some challenges during the reporting period due to tariffs and trade. Kazakhstan charges unexpectedly high tariffs on Afghan products. When the trade office completed its first import of Afghan produce, it found that Kazakh customs assesses tariffs based not on the actual sale price, but on its own standard commodity price. For instance, the trade office facilitated the import of Afghan zucchini invoiced at \$0.20 per kg. Kazakh customs valued the shipment at \$1.22 per kg and assessed a value-added tax of 12 percent and customs tariff of 10 percent based on this value rather than the actual purchase price. According to USAID, while the duty and value-added tax are not unusual, the practice of taking the commercial price invoice and applying the Kazakh market price for the same product and then applying duty and value-added tax for Afghan products is unusual. This was performed mostly for air shipments and not on products shipped over land. According to USAID, unless rectified through governmental channels, this will impair the competitiveness of Afghan produce and trade in the Kazakh market.<sup>851</sup> As of July 9, 2018, USAID has disbursed \$55.6 million.<sup>852</sup>

## Promoting Value Chains–Western Afghanistan

USAID signed an agreement with the UN Food and Agriculture Organization in 2017 to implement Promoting Value Chains–Western Afghanistan. This three-year, \$19 million program will support agribusiness and livestock development in Badghis, Farah, Herat, and Nimroz Provinces. Program beneficiaries will include small and medium enterprises, input suppliers, private service providers, traders, millers, processors, and producer groups. The program aims to benefit nearly 40,000 small-farm owners from 5,700 enterprise households.<sup>853</sup>

Major activities for the first year will focus on Herat Province, with limited activities in the other three provinces. Full activities in Badghis, Farah, and Nimroz Provinces will begin in the second year. For the first year,



**Salawat irrigation canal** in Kandahar Province. (USAID photo)

15 districts were selected based on the presence of production and processing facilities for targeted crops, as well as access and security.<sup>854</sup> A rapid value-chain assessment was conducted in the fall of 2017 and identified constraints and areas where interventions are needed. Packaging, quality control, and market linkages were identified as constraints on all value chains, and contamination was identified for some high-value-crops such as saffron and pistachios. Private sector beneficiaries were also selected for a project innovation fund (PIF). The first group of PIF-supported projects was selected in June 2018. The PIF is expected to stimulate investments in private agribusinesses that will develop and promote new markets and sales for agricultural inputs and products. The guidelines contain specific areas of support for each value chain and the amount of support each chosen stakeholder will receive according to specific outputs.<sup>855</sup> Training of agribusiness on product certification, quality, and safety standards began in May.<sup>856</sup>

## **Boost Alternative Development Intervention Through Licit Livelihoods**

Boost Alternative Development Intervention through Licit Livelihoods (BADILL) is a \$20 million INL-funded program implemented by UNODC to strengthen and diversify licit livelihoods of small and marginal farmers by supporting horticultural value chains. BADILL is implemented in 13 provinces and aims to reach 50,000 households in four years.<sup>857</sup> The program, formerly named Strengthen and Diversify Licit Livelihoods through Alternative Development Interventions, upholds INL's commitments to the provinces most impacted by the cancellation of the Good Performers Initiative program.<sup>858</sup> INL transferred its entire \$20 million BADILL contribution to UNODC in late 2016.<sup>859</sup>

This quarter spanned the crop-cultivation season. BADILL distributed saplings along with dairy and poultry inputs in all target provinces, with



**RADP-N's female paravet** vaccinating livestock against enterotoxaemia disease in Balkh Province, February 12, 2018. (USAID photo)

nearly 2,000 farmers receiving inputs. A total of 15,000 saplings were distributed to 224 farmers to establish 150 orchards in Helmand and 75 orchards in Uruzgan. Local officials and farmers have said pistachio is a good alternative to opium poppy.<sup>860</sup> However, SIGAR has found that the provision of inputs like saplings or establishment of orchards does not always translate into lasting shifts away from poppy production. This makes accurate monitoring and evaluation, such as that provided by GIS analysis, critical to determine the program's success.<sup>861</sup>

## Community-Based Agriculture and Rural Development

INL has obligated and disbursed \$17.8 million for its Community-Based Agriculture and Rural Development (CBARD) project: \$2.8 million to UNODC and \$15 million to the United Nations Development Programme (UNDP), its two implementing partners. The program aims to improve household income while reducing dependency on poppy cultivation for selected communities.<sup>862</sup> In FY 2017, INL obligated an additional \$9.3 million for CBARD-West in September and \$22.1 million to UNDP for a new project, CBARD-East.<sup>863</sup>

### CBARD-West

CBARD-West aims to test alternative livelihoods to opium-poppy cultivation in Farah and Badghis Provinces. In addition to supporting local farmers with field schools, CBARD-West will develop and strengthen existing public and private agro-business infrastructure in the areas of irrigation, transportation, and agricultural value-chain facilities.<sup>864</sup>

During the second quarter of FY 2018, the project trained 89 people (including 17 women) on business development, project monitoring and

implementation, and the concept of value-chain and agribusiness development. The trainings are expected to increase the local beneficiaries' capacity to establish businesses, monitor projects, and work on high-value crops. Furthermore, 279 households reportedly benefitted from various program-funded infrastructure, including greenhouses, raisin houses, and irrigation. The infrastructure will increase income and improve accessibility to markets, according to UNDP. The irrigation infrastructures help protect 806 hectares and irrigate 2,276 hectares of land, which improves access to water and water management. Approximately 6,500 households are said to benefit from these efforts.<sup>865</sup>

USAID's implementing partner reported that security, community traditions, and the remoteness of the target provinces will present challenges in working with women. CBARD-West will address this challenge by establishing kitchen gardens and home-based greenhouses to ensure women's involvement in producing high-value crops. Forty-five women received kitchen gardens between January and March 2018. The small kitchen gardens provide vegetables like okra, eggplant, sponge gourd, pepper, lettuce, and cauliflower for household consumption.<sup>866</sup> The gardens are constructed within the premises of houses so women can easily work there.

## **CBARD-East**

CBARD-East aims to reduce the overall poverty rate in Nangarhar by 2 percent. The program started in January 2018. This quarter, CBARD-East recruited a program team and established their office. So far this year, the program selected more than 1,000 beneficiaries and performed a security assessment of the 100 selected target communities. The security assessment found that all of the communities have functional community development councils to partner with. In addition to operational preparations, the project finalized contracts valued at \$1.5 million with 39 communities to establish 195 greenhouses. The greenhouses are expected to increase incomes and improve the livelihoods of 195 households. According to UNDP, since CBARD-East is building on its sister project CBARD-West, the project established 65 hectares of orchards from local varieties of citrus fruits, peach, persimmon, and pomegranate to help increase the income of 187 households.<sup>867</sup>

The program prioritized recruitment of female staff and highly encouraged female applicants to apply for project employment opportunities. However, due to the remoteness and security status of the project, no female candidates have expressed interest. Currently, only one of the 23 recruited staff members is female. However, six female lead farmers were identified to address this problem.<sup>868</sup>

As with CBARD-West, USAID's implementing partner reported that security, community traditions, and the remoteness of the target provinces will present challenges in working with women. CBARD-East will address this

challenge by establishing kitchen gardens and home-based greenhouses to ensure women's involvement in the production of high-value crops.<sup>869</sup>

## DRUG DEMAND REDUCTION

A 2015 Afghanistan National Drug Use Survey conservatively estimated that roughly 11 percent of the population would test positive for one or more drugs, including 5.3 percent of the urban population and 13 percent of the rural population. Drug use among women and children is among the highest documented worldwide, and 30.6 percent of households tested positive for some form of illicit drug.<sup>870</sup>

According to the latest *World Drug Report*, opioids continue to cause the most harm, accounting for 76 percent of drug-related deaths worldwide.<sup>871</sup> During 2017, Afghan officials noted an increase in the amount of precursor chemicals trafficked into the country.<sup>872</sup> INL says, inadequate border security and weak enforcement capacity hamper control of precursor chemicals that are used to produce drugs.<sup>873</sup>

The United States is helping Afghanistan face this public-health crisis by funding a new rural treatment program to expand substance-abuse treatment to the hardest-hit local communities. According to INL, the demand for treatment and prevention services far exceeds the capacity of the centers, most of which have extensive waiting lists for new patients.<sup>874</sup>

The United States also supports UNODC's global child-addiction program to develop protocols for treating opioid-addicted children, training treatment staff, and delivering services through NGOs.<sup>875</sup> The United States also funds an antidrug curriculum in Afghan schools, which has trained over 1,900 teachers and reached over 600,000 students in 900 schools.<sup>876</sup> INL provides assistance for substance abuse treatment programs in Afghanistan through the Colombo Plan Drug Advisory Programme, which includes residential, outpatient, and outreach programs. INL also supports the Colombo Plan with training and certification of drug addiction counselors.<sup>877</sup>

INL also started a pilot rural treatment program in June 2017 in Jowzjan and Laghman Provinces. Its activities, however, have been delayed due to security and winter weather. Implementing partners are negotiating memoranda of understanding with the Afghan government.<sup>878</sup>

Since 2015, INL has transitioned responsibility for 42 of 86 U.S.-funded drug treatment centers in Afghanistan to the Ministry of Public Health (MOPH): 14 of the centers transitioned over to the MOPH as of January 2018.<sup>879</sup>

This quarter, INL provided the final draft of the transition plan to all stakeholders at the end of July 2018 and announced budget cuts for 2019. INL will implement a 15 percent cut for the remaining NGO-managed drug treatment centers, 50 percent cut for the MOPH drug treatment centers,





**Special Mission Wing** technicians examine a PC-12 aircraft during a scheduled maintenance inspection in Mazar-e Sharif. (NSOCC-A photo)

and a 25 percent funding reduction for the 14 drug treatment centers transitioned in January 2018.<sup>880</sup>

The remaining treatment centers are scheduled to transition by the end of 2019. The MOPH developed a plan to modify the size of some treatment centers and programs. For instance, some residential centers will become outpatient centers and some residential centers will merge.<sup>881</sup> UNODC neared completion of their quality-assurance report on drug-demand reduction that had been expected in early 2018.<sup>882</sup> Results were announced at a stakeholders meeting in Jakarta.<sup>883</sup>

Most of the patients at the remaining treatment centers are adult males. Of the 86 facilities, 66 are residential and 20 are outpatient centers; 31 are dedicated to female clients. Among the residential treatment centers, 44 also offer home-based services. The residential treatment centers comprise 40 centers for adult males, eight for adult females, eight for children, five for adolescent males, and five for adolescent females. Twelve of the 44 home-based programs provide services to adult females.<sup>884</sup> INL has obligated approximately \$156.9 million for the Colombo Plan since 2008.<sup>885</sup>

During this quarter, INL provided the following funds to various Colombo Plan drug treatment programs:

- \$346,545 to the Outcome Evaluation of the Drug Treatment Programme
- \$4,447,103 to the Assistance to Specialized Substance Use Disorders Treatment Facilities
- \$1,457,948 to the Colombo Plan's Afghanistan Field Office Support program

INL also provided \$355,271 to UNODC's Preventing Illicit Drug Use and Treating Drug Use Disorders for Children and Adolescents program.<sup>886</sup>



# 4 OTHER AGENCY OVERSIGHT



## OTHER AGENCY OVERSIGHT CONTENTS

<b>Completed Oversight Activities</b>	<b>205</b>
<b>Ongoing Oversight Activities</b>	<b>208</b>

**Photo on previous page**

Marines refuel a tactical vehicle on reconnaissance duty in southern Helmand Province, 2012. (U.S. Marine Corps photo by Corporal Meghan L. Gonzales)

## OTHER AGENCY OVERSIGHT

SIGAR's enabling legislation requires it to keep the Secretary of State and the Secretary of Defense fully informed about problems relating to the administration of Afghanistan reconstruction programs, and to submit a report to Congress on SIGAR's oversight work and on the status of the U.S. reconstruction effort no later than 30 days after the end of each fiscal quarter. The statute also instructs SIGAR to include, to the extent possible, relevant matters from the end of the quarter up to the submission date of its report.

Each quarter, SIGAR requests updates from other agencies on completed and ongoing oversight activities. This section compiles these updates. Publicly available copies of completed reports are posted on the agencies' respective websites.

The descriptions appear as submitted, with minor changes to maintain consistency with other sections of this report: acronyms and abbreviations in place of full names; standardized capitalization, punctuation, and preferred spellings; and third-person instead of first-person construction.

These agencies perform oversight activities in Afghanistan and provide results to SIGAR:

- Department of Defense Office of Inspector General (DOD OIG)
- Department of State Office of Inspector General (State OIG)
- Government Accountability Office (GAO)
- U.S. Army Audit Agency (USAAA)
- U.S. Agency for International Development Office of Inspector General (USAID OIG)

### COMPLETED OVERSIGHT ACTIVITIES

Table 4.1 on the following page lists the five oversight reports related to Afghanistan reconstruction that participating agencies completed this quarter.

#### **U.S. Department of Defense Office of Inspector General**

During this quarter, DOD OIG released one report related to Afghanistan reconstruction.

#### **DOD Oversight of Logistics Civil Augmentation Program in Afghanistan Invoice Review and Payment**

DOD OIG determined that DOD officials did not conduct sufficient voucher reviews for services provided under the Logistics Civil Augmentation



# OTHER AGENCY OVERSIGHT

TABLE 4.1

RECENTLY COMPLETED OVERSIGHT ACTIVITIES OF OTHER U.S. AGENCIES, AS OF JUNE 30, 2018			
Agency	Report Number	Date Issued	Report Title
DOD OIG	DODIG-2018-119	5/11/2018	DOD Oversight of Logistics Civil Augmentation Program in Afghanistan Invoice Review and Payment
State OIG	AUD-MERO-18-47	6/15/2018	Audit of Bureau of Diplomatic Security's Invoice Review Process for Worldwide Protective Services Contracts
State OIG	AUD-MERO-18-35	4/17/2018	Audit of Costs Invoiced Under the Afghanistan Life Support Services Contract
State OIG	AUD-MERO-18-32	4/11/2018	Management Assistance Report: Improper Installation of Key Components of U.S. Embassy Kabul, Afghanistan's Fire Alarm System Needs Prompt Attention
GAO	102270	5/25/2018	Defense Logistic Agency's Disposal of Excess Equipment in Afghanistan

Source: DOD OIG, response to SIGAR data call, 6/21/2018; State OIG, response to SIGAR data call, 6/21/2018; GAO, response to SIGAR data call, 6/21/2018; USAID OIG, response to SIGAR data call, 6/21/2018; USAAA, response to SIGAR data call, 6/21/2018.

Program (LOGCAP) IV contract. Specifically, Army Contracting Command and Defense Contract Audit Agency officials did not adequately monitor all 128 LOGCAP IV vouchers submitted from 2015 to 2017 for questionable and potentially unallowable costs. As a result, the Army paid all 128 LOGCAP vouchers the LOGCAP contractors submitted from 2015 to 2017, valued at \$2.4 billion, with little or no examination of the supporting documentation.

The DOD OIG identified at least \$536 million of the \$2.4 billion billed on vouchers that were supported by questionable documentation warranting further analysis. The contractor provided supporting documentation for labor, employee travel, and employee bonuses that contained insufficient detail for the DOD OIG to determine how the contractor calculated costs. In addition, the DOD OIG identified a \$32 million voucher the contractor submitted for labor and expenses, which did not include accounting transactions supporting the costs billed. Furthermore, the DOD OIG identified at least \$26 million in direct labor for employees who were not physically present in Afghanistan. DOD OIG also identified \$422,825 in costs that, based on the description of the costs in contractor's accounting data, may not be allowable.

In addition, the Army Contracting Command-Afghanistan did not monitor all contract requirements. For example, contracting officer representatives did not determine whether contractors were fulfilling contract requirements to meet DOD Fire and Emergency Services Program standards or food service sanitation standards.

As a result, Army Contracting Command-Afghanistan officials did not have reasonable assurance that the contractor performed all 28 active LOGCAP IV services in Afghanistan in accordance with contract requirements.

## U.S. Department of State Office of Inspector General-Middle East Regional Operations

During this quarter, State OIG released three reports related to Afghanistan reconstruction.

## **Audit of the Bureau of Diplomatic Security**

State OIG issued an audit of the Bureau of Diplomatic Security's invoice review process for worldwide protective-services contracts.

## **Audit of Costs Invoiced Under the Afghanistan Life Support Services Contract**

State OIG issued an audit of costs invoiced under the Afghanistan life-support services contract.

## **Management Assistance Report**

State OIG issued a report on the improper installation of key components of U.S. Embassy Kabul's fire-alarm system.

## **Government Accountability Office**

During this quarter, GAO released one report related to Afghanistan reconstruction.

## **Defense Logistic Agency's Disposal of Excess Equipment in Afghanistan**

GAO reported previously (GAO-14-768) that it is sometimes more cost effective to destroy excess equipment in Afghanistan than to return it to the United States. However, the Federal Spending Oversight subcommittee of the Senate Homeland Security and Governmental Affairs Committee is concerned that DOD is destroying new and usable excess equipment in Afghanistan that could be used by others (military services or allies) and is in demand in DOD's logistical system.

This review addressed: 1) The volume and value of new or otherwise usable equipment being disposed in Afghanistan; 2) the procedures used by DOD to ensure that items designated for disposal in Afghanistan are not in demand in the DOD logistics system, by our allies, or elsewhere in Afghanistan; and 3) the extent potential future orders and requirements in Afghanistan are considered in decisions to dispose of new and usable items.

## **U.S. Army Audit Agency**

The USAAA completed no audits related to Afghanistan reconstruction this quarter.

## **U.S. Agency for International Development Office of the Inspector General**

USAID OIG completed no audits related to Afghanistan reconstruction this quarter.

# OTHER AGENCY OVERSIGHT

## ONGOING OVERSIGHT ACTIVITIES

As of June 30, 2018, the participating agencies reported 20 ongoing oversight activities related to reconstruction in Afghanistan. The activities reported are listed in Table 4.2 and described in the following sections by agency.

### U.S. Department of Defense Office of Inspector General

DOD OIG has seven ongoing projects this quarter that relate to reconstruction or security operations in Afghanistan.

#### Audit of the National Maintenance Strategy Contract in Afghanistan

The DOD OIG is determining whether the Army developed the National Maintenance Strategy-Ground Vehicle Systems contract requirements to meet user needs in maintaining and sustaining Afghan National Defense and Security Forces vehicles.

TABLE 4.2

ONGOING OVERSIGHT ACTIVITIES OF OTHER U.S. AGENCIES, AS OF JUNE 30, 2018			
Agency	Project Number	Date Initiated	Project Title
DOD OIG	D2018-D000RG-0170.000	6/25/2018	Audit of the National Maintenance Strategy Contract in Afghanistan
DOD OIG	D2018-D00RM-0164.000	6/25/2018	Summary Audit of Systemic Weaknesses in the Cost of War Reports
DOD OIG	D2018-DISPA2-0112.000	5/3/2018	Evaluation of Theater Linguist Support for Operation Freedom's Sentinel
DOD OIG	D2018-D000RJ-0135.000	4/30/2018	Audit of the Afghan Personnel and Pay System
DOD OIG	D2018-D000JB-0061.000	1/16/2018	Audit of DOD Management of the Enhanced Army Global Logistics Enterprise Maintenance Contract in Afghanistan
DOD OIG	D2017-D000PT-0186.000	9/6/2017	Military Facilities Evaluation Follow-Up Kandahar Air Field Afghanistan
DOD OIG	D2016-DISPA2-0195.000	8/11/2016	Evaluation of Airborne ISR Allocation Process Supporting Counterterrorism Operations in Afghanistan
State OIG	18AUD038	3/15/2018	Audit of Embassy Kabul Physical Security Features
State OIG	18ISPO31	3/10/2018	Inspection of the Bureau of Democracy, Human Rights, and Labor (DRL)
State OIG	18ESPO44	12/20/2017	Evaluation of Camp Eggers Guard Housing Contract Termination
State OIG	17AUD09	9/25/2017	Audit of Bureau of International Narcotics and Law Enforcement Affairs Invoice Review Process
State OIG	17AUD065	6/15/2017	Audit of Bureau of International Narcotics and Law Enforcement Affairs Aviation Program
GAO	102793	6/18/2018	Afghanistan Security Forces Fund
GAO	102747	4/9/2018	Veterans' Health Administration Wait Times
GAO	102267	8/21/2017	Joint Improvised-Threat Defeat Organization Transition
GAO	102261	8/14/2017	U.S. Advising Efforts in Afghanistan: Lessons Learned
GAO	102081	5/16/2017	Coordination of Foreign Assistance Strategies
GAO	101053	8/1/2016	Afghan Defense and Security Forces' Equipment and Capability
USAID OIG	8F1C0217	8/9/2017	Follow-Up Audit of USAID's Multi-Tiered Monitoring Strategy in Afghanistan
USAID OIG	FF1C0216	5/11/2016	Audit of USAID/Afghanistan's New Development Partnership

Source: DOD OIG, response to SIGAR data call, 6/21/2018; State OIG, response to SIGAR data call, 6/21/2018; GAO, response to SIGAR data call, 6/21/2018; USAID OIG, response to SIGAR data call, 6/21/2018; USAAA, response to SIGAR data call, 6/21/2018.

## **Summary Audit of Systemic Weaknesses in the Cost of War Reports**

The DOD OIG is summarizing systemic weaknesses in DOD's accounting for cost associated with ongoing contingencies identified in Cost of War audit reports issued between 2016 and 2018.

## **Evaluation of Theater Linguist Support for Operation Freedom's Sentinel**

The DOD OIG is determining if U.S. Central Command and U.S. Army Intelligence Security Command have developed and implemented processes for satisfying Commander U.S. Forces Afghanistan and Operation Freedom's Sentinel contract linguist requirements.

## **Audit of the Afghan Personnel and Pay System**

DOD OIG originally announced this audit on April 30, 2018, and then reannounced the audit on May 21, 2018, with a new objective. The DOD OIG is determining whether DOD's planning and implementation of the Afghan Personnel and Pay System will accurately pay and track Afghan forces.

## **DOD Management of the Enhanced Army Global Logistics Enterprise Maintenance Contract in Afghanistan**

DOD OIG is determining whether the Army monitored contractor performance and costs of the EAGLE2 maintenance contract to ensure the contractor is properly maintaining tactical vehicles and weapons while keeping costs to a minimum.

## **Military Facilities Evaluation Follow-Up Kandahar Airfield Afghanistan**

DOD OIG is determining whether U.S. military-occupied facilities supporting Operation Freedom's Sentinel comply with DOD health and safety policies and standards regarding electrical-distribution and fire-protection systems.

## **Evaluation of Airborne ISR Allocation Process Supporting Counterterrorism Operations in Afghanistan**

The DOD OIG is determining whether U.S. Forces-Afghanistan's airborne intelligence, surveillance, and reconnaissance allocation process effectively supports U.S. counterterrorism operations.

## **U.S. Department of State Office of Inspector General-Middle East Regional Operations**

State OIG has five ongoing projects this quarter related to Afghanistan reconstruction.

# OTHER AGENCY OVERSIGHT

## **Audit of Embassy Kabul Physical Security Features**

The audit will examine Embassy Kabul physical security features.

## **Inspection of the Bureau of Democracy, Human Rights, and Labor**

This is an inspection of the Bureau of Democracy, Human Rights, and Labor.

## **Evaluation of Camp Eggers Guard Housing Contract Termination**

This is an evaluation of the Camp Eggers' guard housing contract termination.

## **Audit of Bureau of International Narcotics and Law Enforcement Affairs Invoice Review Process**

This is an audit of the Bureau of International Narcotics and Law Enforcement Affairs' invoice review process for overseas contingency operations.

## **Audit of Bureau of International Narcotics and Law Enforcement Affairs Aviation Program**

This is an audit to determine whether the Bureau of International Narcotics and Law Enforcement Affairs is administering its aviation program, including key internal controls (including those for inventory management, aviation asset usage, aircraft maintenance, and asset disposal), in accordance with federal requirements and department guidelines.

## **Government Accountability Office**

GAO has six ongoing projects this quarter related to Afghanistan reconstruction.

## **Afghanistan Security Forces Fund**

The Afghanistan Security Forces Fund (ASFF) was created for DOD to provide assistance to the security forces of Afghanistan to include the provision of equipment, supplies, services, training, facility and infrastructure repair, renovation and construction, and funding. The Senate Appropriations Committee has expressed concerns about the costs of training contracts awarded under ASFF, citing recent reports from both SIGAR and other auditing agencies that found deficiencies that resulted in tens of millions of dollars potentially lost to fraud, waste, and abuse.

GAO will review the extent to which DOD has established processes for ensuring the contracting process for all ASFF training contracts meet requirements with regard to identifying cost factors, competition, and other matters.

## **Veterans' Health Administration Wait Times**

The Veterans Health Administration (VHA) in the Department of Veterans Affairs (VA) operates one of the nation's largest health-care systems.



# OTHER AGENCY OVERSIGHT

Primary-care services are often the entry point to the VHA health care system for veterans, including an aging veteran population and a growing number of younger veterans returning from military operations in Afghanistan and Iraq.

Over the past decade, VHA has faced a growing demand for outpatient primary-care services. For fiscal years 2005–2014, the number of annual outpatient primary-care medical appointments VHA provided through its medical facilities increased by 17 percent, from approximately 10.2 million to 11.9 million. Access to timely primary care medical appointments is critical to ensuring that veterans obtain needed medical care, because primary care is a gateway to obtaining other VHA health care services, including specialty care. In recent years, the VA and others have expressed concerns about VHA's ability to effectively oversee timely access to health care for veterans, and the failure to provide timely access to care, which, in some cases, reportedly has resulted in harm to veterans.

## **Joint Improvised-Threat Defeat Organization Transition**

In 2006, DOD established the Joint Improvised Explosive Device Defeat Organization (JIEDDO) to lead and coordinate the department's efforts to develop counter-IED capabilities to support operations primarily in Iraq and Afghanistan. In 2015, JIEDDO was designated a combat-support agency and renamed the Joint Improvised-Threat Defeat Agency (JIDA).

To gain efficiencies in the department's headquarters functions, DOD, at the direction of Congress, transitioned JIDA in 2016 to the Joint Improvised-Threat Defeat Organization (JIDO) as a single joint organization under the authority, direction, and control of the Defense Threat Reduction Agency (DTRA).

GAO will assess the transition of JIDO under the authority, direction, and control of the DTRA, including 1) the extent to which JIDO activities, functions, and resources have been efficiently and effectively transitioned and what, if any, efficiency and effectiveness gains are anticipated; and 2) how, if at all, the transition has affected JIDO's core mission and functions, including operational support to U.S. and allied forces.

## **U.S. Advising Efforts in Afghanistan: Lessons Learned**

U.S. military personnel have been actively engaged as part of Operation Inherent Resolve (OIR) in advising and assisting Iraqi Security Forces, and have vetted Syrian forces to counter the Islamic State of Iraq and the Levant since late 2014. In Afghanistan, the United States still has more than 8,000 military personnel, many of whom are focused on advising and assisting the Afghan National Defense and Security Forces as part of Operation Freedom's Sentinel (OFS).

GAO notes that the DOD approach to advising and assisting partner-nation forces has evolved over time, transitioning from a larger U.S. military

# OTHER AGENCY OVERSIGHT

presence to now relying on a more limited number of U.S. forces on the ground. For example, the current approach in Syria uses a small footprint with a significant presence of special operations forces and reliance on key enablers such as air support, airborne intelligence, surveillance, and reconnaissance (ISR), and logistics. DOD continues to draw personnel from across the military services, including from conventional combat units, to serve as advisors in Iraq and Afghanistan.

GAO has previously identified challenges DOD has faced in supporting advising missions, such as selecting and training advisor personnel, balancing advising activities with other missions, and maintaining the readiness of units that provide advisors. Ongoing efforts aim to develop new capabilities, such as the Army's effort to develop advise-and-assist brigades.

Given these past challenges, and the emphasis that current military strategy continues to place on the importance of advising partner security forces to counter global threats, it remains essential for DOD to take steps to ensure that it: 1) has an effective approach for selecting, training, and utilizing advisor personnel in ongoing operations; and 2) continues the development of a long-term strategy that institutionalizes successful advise-and-assist approaches to ensure U.S. forces are positioned to effectively execute similar missions in the future.

## **Coordination of Foreign Assistance Strategies**

The U.S. government plans to spend over \$35 billion on foreign assistance in 2017. The objectives of this assistance are set out in statute, agency mission statements, and other documents. There are at least 63 strategy documents intended to guide the efforts of those agencies providing the most foreign aid. Concerns have been raised about potential inefficiencies involved in implementing numerous separate strategies and the agencies' ability to demonstrate progress in achieving strategic goals.

GAO will review a sample of the identified foreign-assistance strategies. The sample will include those strategies covering three of the largest sectors (health, security, and democracy/governance) as well two of the largest aid-recipient countries (Afghanistan and Kenya). GAO will assess the sample strategy documents against desirable characteristics identified for U.S. national strategies, focusing particularly on those characteristics that address agency coordination, integration of related strategies, and performance measurement.

GAO will review: 1) to what extent selected U.S. foreign aid strategies delineate agencies' roles and responsibilities and describe mechanisms to coordinate their efforts; 2) To what extent these strategies integrate the goals and activities of related strategies; and 3) To what extent these strategies incorporate approaches to monitoring and evaluation for assessing progress toward their goals.

## **Afghan Defense and Security Forces' Equipment and Capability**

Since 2002, the United States, with assistance from the North Atlantic Treaty Organization and other Coalition nations, has worked to train, equip, and develop the capability of the Afghan National Defense and Security Forces (ANDSF). In January 2015, the ANDSF formally assumed security responsibilities for all of Afghanistan.

The United States continues to train and equip the ANDSF to develop a force that can protect the Afghan people and contribute to regional and international security. A House report associated with the FY 2017 National Defense Authorization Act cited concerns about the security situation in Afghanistan and included a provision for GAO to review U.S. assistance to the ANDSF, including weapons and equipment and the ANDSF's capability to operate and maintain such items.

## **U.S. Army Audit Agency**

This quarter the USAAA has no ongoing audits related to Afghanistan reconstruction.

## **U.S. Agency for International Development Office of Inspector General**

This quarter USAID OIG has two ongoing audits related to reconstruction initiatives.

## **Follow-Up Audit of USAID's Multi-Tiered Monitoring Strategy in Afghanistan**

The objectives of this audit are to determine the extent to which USAID has used its multi-tiered monitoring strategy in Afghanistan to manage projects and to serve as the basis for informed decision making. The entrance conference was held August 9, 2017.

## **Audit of USAID/Afghanistan's New Development Partnership**

The objectives of this audit are to determine if USAID/Afghanistan has adopted internal policies and procedures to adequately verify the achievement of New Development Partnership (NDP) indicators contained in the July 25, 2015, NDP results framework; and if USAID/Afghanistan has adequately verified the achievement of completed indicators under the NDP for any payments made to date.

## APPENDICES AND ENDNOTES CONTENTS

Appendix A	216
Appendix B	222
Appendix C	224
Appendix D	229
Appendix E	235
Appendix F	239
Appendix G	250
Endnotes	257

### **The Official Seal of SIGAR**

The official seal of SIGAR represents the coordination of efforts between the United States and Afghanistan to provide accountability and oversight of reconstruction activities. The phrases in Dari (top) and Pashto (bottom) on the seal are translations of SIGAR's name.



# APPENDICES AND ENDNOTES





# APPENDICES

## APPENDIX A

### CROSS-REFERENCE OF REPORT TO STATUTORY REQUIREMENTS

This appendix cross-references the pages of this report to the quarterly reporting and related requirements under SIGAR’s enabling legislation, the National Defense Authorization Act for Fiscal Year 2008, Pub. L. No. 110-181, § 1229 (Table A.1), and to the semiannual reporting requirements prescribed for inspectors general more generally under the Inspector General Act of 1978, as amended (5 U.S.C. App. 3) (Table A.2) and the National Defense Authorization Act for Fiscal Year 2018, Pub. L. No. 115-91, §1521. (Table A.3)

TABLE A.1

<b>CROSS-REFERENCE TO SIGAR QUARTERLY REPORTING REQUIREMENTS UNDER PUB. L. NO. 110-181, § 1229</b>			
<b>Public Law Section</b>	<b>SIGAR Enabling Language</b>	<b>SIGAR Action</b>	<b>Report Section</b>
<b>Purpose</b>			
Section 1229(a)(3)	To provide for an independent and objective means of keeping the Secretary of State and the Secretary of Defense fully and currently informed about problems and deficiencies relating to the administration of such programs and operations and the necessity for and progress on corrective action.	Ongoing; quarterly report	Full report
<b>Supervision</b>			
Section 1229(e)(1)	The Inspector General shall report directly to, and be under the general supervision of, the Secretary of State and the Secretary of Defense.	Report to the Secretary of State and the Secretary of Defense	Full report
<b>Duties</b>			
Section 1229(f)(1)	OVERSIGHT OF AFGHANISTAN RECONSTRUCTION – It shall be the duty of the Inspector General to conduct, supervise, and coordinate audits and investigations of the treatment, handling, and expenditure of amounts appropriated or otherwise made available for the reconstruction of Afghanistan, and of the programs, operations, and contracts carried out utilizing such funds, including subsections (A) through (G) below.	Review appropriated/available funds  Review programs, operations, contracts using appropriated/available funds	Full report
Section 1229(f)(1)(A)	The oversight and accounting of the obligation and expenditure of such funds	Review obligations and expenditures of appropriated/available funds	SIGAR Oversight Funding
Section 1229(f)(1)(B)	The monitoring and review of reconstruction activities funded by such funds	Review reconstruction activities funded by appropriations and donations	SIGAR Oversight
Section 1229(f)(1)(C)	The monitoring and review of contracts funded by such funds	Review contracts using appropriated and available funds	Note 1
Section 1229(f)(1)(D)	The monitoring and review of the transfer of such funds and associated information between and among departments, agencies, and entities of the United States, and private and nongovernmental entities.	Review internal and external transfers of appropriated/available funds	Appendix B

*Continued on the next page*

# APPENDICES

TABLE A.1 (CONTINUED)

<b>CROSS-REFERENCE TO SIGAR QUARTERLY REPORTING REQUIREMENTS UNDER PUB. L. NO. 110-181, § 1229</b>			
<b>Public Law Section</b>	<b>SIGAR Enabling Language</b>	<b>SIGAR Action</b>	<b>Report Section</b>
Section 1229(f)(1)(E)	The maintenance of records on the use of such funds to facilitate future audits and investigations of the use of such fund[s]	Maintain audit records	SIGAR Oversight Appendix C Appendix D
Section 1229(f)(1)(F)	The monitoring and review of the effectiveness of United States coordination with the Governments of Afghanistan and other donor countries in the implementation of the Afghanistan Compact and the Afghanistan National Development Strategy	Monitoring and review as described	Audits
Section 1229(f)(1)(G)	The investigation of overpayments such as duplicate payments or duplicate billing and any potential unethical or illegal actions of Federal employees, contractors, or affiliated entities, and the referral of such reports, as necessary, to the Department of Justice to ensure further investigations, prosecutions, recovery of further funds, or other remedies	Conduct and reporting of investigations as described	Investigations
Section 1229(f)(2)	OTHER DUTIES RELATED TO OVERSIGHT – The Inspector General shall establish, maintain, and oversee such systems, procedures, and controls as the Inspector General considers appropriate to discharge the duties under paragraph (1).	Establish, maintain, and oversee systems, procedures, and controls	Full report
Section 1229(f)(3)	DUTIES AND RESPONSIBILITIES UNDER INSPECTOR GENERAL ACT OF 1978 – In addition, ... the Inspector General shall also have the duties and responsibilities of inspectors general under the Inspector General Act of 1978.	Duties as specified in Inspector General Act	Full report
Section 1229(f)(4)	COORDINATION OF EFFORTS – The Inspector General shall coordinate with, and receive the cooperation of, each of the following: (A) the Inspector General of the Department of Defense, (B) the Inspector General of the Department of State, and (C) the Inspector General of the United States Agency for International Development.	Coordination with the inspectors general of DOD, DOS, and USAID	Other Agency Oversight
<b>Federal Support and Other Resources</b>			
Section 1229(h)(5)(A)	ASSISTANCE FROM FEDERAL AGENCIES – Upon request of the Inspector General for information or assistance from any department, agency, or other entity of the Federal Government, the head of such entity shall, insofar as is practicable and not in contravention of any existing law, furnish such information or assistance to the Inspector General, or an authorized designee.	Expect support as requested	Full report
Section 1229(h)(5)(B)	REPORTING OF REFUSED ASSISTANCE – Whenever information or assistance requested by the Inspector General is, in the judgment of the Inspector General, unreasonably refused or not provided, the Inspector General shall report the circumstances to the Secretary of State or the Secretary of Defense, as appropriate, and to the appropriate congressional committees without delay.	None reported	N/A

*Continued on the next page*

# APPENDICES

TABLE A.1 (CONTINUED)

<b>CROSS-REFERENCE TO SIGAR QUARTERLY REPORTING REQUIREMENTS UNDER PUB. L. NO. 110-181, § 1229</b>			
<b>Public Law Section</b>	<b>SIGAR Enabling Language</b>	<b>SIGAR Action</b>	<b>Report Section</b>
<b>Reports</b>			
Section 1229(i)(1)	QUARTERLY REPORTS – Not later than 30 days after the end of each fiscal-year quarter, the Inspector General shall submit to the appropriate committees of Congress a report summarizing, for the period of that quarter and, to the extent possible, the period from the end of such quarter to the time of the submission of the report, the activities during such period of the Inspector General and the activities under programs and operations funded with amounts appropriated or otherwise made available for the reconstruction of Afghanistan. Each report shall include, for the period covered by such report, a detailed statement of all obligations, expenditures, and revenues associated with reconstruction and rehabilitation activities in Afghanistan, including the following –	Report – 30 days after the end of each calendar quarter  Summarize activities of the Inspector General  Detailed statement of all obligations, expenditures, and revenues	Full report Appendix B
Section 1229(i)(1)(A)	Obligations and expenditures of appropriated/donated funds	Obligations and expenditures of appropriated/donated funds	Appendix B
Section 1229(i)(1)(B)	A project-by-project and program-by-program accounting of the costs incurred to date for the reconstruction of Afghanistan, together with the estimate of the Department of Defense, the Department of State, and the United States Agency for International Development, as applicable, of the costs to complete each project and each program	Project-by-project and program-by-program accounting of costs. List unexpended funds for each project or program	Funding Note 1
Section 1229(i)(1)(C)	Revenues attributable to or consisting of funds provided by foreign nations or international organizations to programs and projects funded by any department or agency of the United States Government, and any obligations or expenditures of such revenues	Revenues, obligations, and expenditures of donor funds	Funding
Section 1229(i)(1)(D)	Revenues attributable to or consisting of foreign assets seized or frozen that contribute to programs and projects funded by any U.S. government department or agency, and any obligations or expenditures of such revenues	Revenues, obligations, and expenditures of funds from seized or frozen assets	Funding
Section 1229(i)(1)(E)	Operating expenses of agencies or entities receiving amounts appropriated or otherwise made available for the reconstruction of Afghanistan	Operating expenses of agencies or any organization receiving appropriated funds	Funding Appendix B
Section 1229(i)(1)(F)	In the case of any contract, grant, agreement, or other funding mechanism described in paragraph (2)*– (i) The amount of the contract or other funding mechanism; (ii) A brief discussion of the scope of the contract or other funding mechanism; (iii) A discussion of how the department or agency of the United States Government involved in the contract, grant, agreement, or other funding mechanism identified and solicited offers from potential contractors to perform the contract, grant, agreement, or other funding mechanism, together with a list of the potential individuals or entities that were issued solicitations for the offers; and (iv) The justification and approval documents on which was based the determination to use procedures other than procedures that provide for full and open competition	Describe contract details	Note 1

*Continued on the next page*

# APPENDICES

TABLE A.1 (CONTINUED)

<b>CROSS-REFERENCE TO SIGAR QUARTERLY REPORTING REQUIREMENTS UNDER PUB. L. NO. 110-181, § 1229</b>			
<b>Public Law Section</b>	<b>SIGAR Enabling Language</b>	<b>SIGAR Action</b>	<b>Report Section</b>
Section 1229(i)(3)	PUBLIC AVAILABILITY – The Inspector General shall publish on a publicly available Internet website each report under paragraph (1) of this subsection in English and other languages that the Inspector General determines are widely used and understood in Afghanistan.	Publish report as directed at <a href="http://www.sigar.mil">www.sigar.mil</a>  Dari and Pashto translation in process	Full report
Section 1229(i)(4)	FORM – Each report required under this subsection shall be submitted in unclassified form, but may include a classified annex if the Inspector General considers it necessary.	Publish report as directed	Full report
Section 1229(j)(1)	Inspector General shall also submit each report required under subsection (i) to the Secretary of State and the Secretary of Defense.	Submit quarterly report	Full report

Note 1: Although this data is normally made available on SIGAR's website ([www.sigar.mil](http://www.sigar.mil)), the data SIGAR has received is in relatively raw form and is currently being reviewed, analyzed, and organized for future SIGAR use and publication.

\* Covered "contracts, grants, agreements, and funding mechanisms" are defined in paragraph (2) of Section 1229(i) of Pub. L. No. 110-181 as being—"any major contract, grant, agreement, or other funding mechanism that is entered into by any department or agency of the United States Government that involves the use of amounts appropriated or otherwise made available for the reconstruction of Afghanistan with any public or private sector entity for any of the following purposes:  
To build or rebuild physical infrastructure of Afghanistan.  
To establish or reestablish a political or societal institution of Afghanistan.  
To provide products or services to the people of Afghanistan."

TABLE A.2

<b>CROSS-REFERENCE TO SEMIANNUAL REPORTING REQUIREMENTS UNDER SECTION 5 OF THE IG ACT OF 1978, AS AMENDED (5 U.S.C. APP. 3) ("IG ACT")</b>			
<b>IG Act Section</b>	<b>IG Act Language</b>	<b>SIGAR Action</b>	<b>Section</b>
Section 5(a)(1)	Description of significant problems, abuses, and deficiencies	Extract pertinent information from SWA/JPG member reports List problems, abuses, and deficiencies from SIGAR audit reports, investigations, and inspections	Other Agency Oversight  See Letters of Inquiry at <a href="http://www.sigar.mil">www.sigar.mil</a>
Section 5(a)(2)	Description of recommendations for corrective action...with respect to significant problems, abuses, or deficiencies	Extract pertinent information from SWA/JPG member I reports  List recommendations from SIGAR audit reports	Other Agency Oversight  See Letters of Inquiry at <a href="http://www.sigar.mil">www.sigar.mil</a>
Section 5(a)(3)	Identification of each significant recommendation described in previous semiannual reports on which corrective action has not been completed	List all instances of incomplete corrective action from previous semiannual reports	In process
Section 5(a)(4)	A summary of matters referred to prosecutive authorities and the prosecutions and convictions which have resulted	Extract pertinent information from SWA/JPG member reports  List SIGAR Investigations that have been referred	Other Agency Oversight
Section 5(a)(5)	A summary of each report made to the [Secretary of Defense] under section 6(b)(2) (instances where information requested was refused or not provided)	Extract pertinent information from SWA/JPG member reports  List instances in which information was refused SIGAR auditors, investigators, or inspectors	Other Agency Oversight
Section 5(a)(6)	A listing, subdivided according to subject matter, of each audit report, inspection report and evaluation report issued ... showing dollar value of questioned costs and recommendations that funds be put to better use	Extract pertinent information from SWA/JPG member reports  List SIGAR reports	Other Agency Oversight

# APPENDICES

TABLE A.2 (CONTINUED)

<b>CROSS-REFERENCE TO SEMIANNUAL REPORTING REQUIREMENTS UNDER SECTION 5 OF THE IG ACT OF 1978, AS AMENDED (5 U.S.C. APP. 3) (“IG ACT”)</b>			
<b>IG Act Section</b>	<b>IG Act Language</b>	<b>SIGAR Action</b>	<b>Section</b>
Section 5(a)(7)	A summary of each particularly significant report	Extract pertinent information from SWA/JPG member reports  Provide a synopsis of the significant SIGAR reports	Other Agency Oversight A full list of significant reports can be found at <a href="http://www.sigar.mil">www.sigar.mil</a>
Section 5(a)(8)	Statistical tables showing the total number of audit reports and the total dollar value of questioned costs	Extract pertinent information from SWA/JPG member reports  Develop statistical tables showing dollar value of questioned cost from SIGAR reports	See reports of SWA/JPG members  In process
Section 5(a)(9)	Statistical tables showing the total number of audit reports, inspection reports, and evaluation reports and the dollar value of recommendations that funds be put to better use by management	Extract pertinent information from SWA/JPG member reports  Develop statistical tables showing dollar value of funds put to better use by management from SIGAR reports	See reports of SWA/JPG members  In process
Section 5(a)(10)	A summary of each audit report, inspection report, and evaluation report issued before the commencement of the reporting period for which no management decision has been made by the end of reporting period, an explanation of the reasons such management decision has not been made, and a statement concerning the desired timetable for achieving a management decision	Extract pertinent information from SWA/JPG member reports  Provide a synopsis of SIGAR audit reports in which recommendations by SIGAR are still open	See reports of SWA/JPG members  None
Section 5(a)(11)	A description and explanation of the reasons for any significant revised management decision	Extract pertinent information from SWA/JPG member reports  Explain SIGAR audit reports in which significant revisions have been made to management decisions	See reports of SWA/JPG members  None
Section 5(a)(12)	Information concerning any significant management decision with which the Inspector General is in disagreement	Extract pertinent information from SWA/JPG member reports  Explain SIGAR audit reports in which SIGAR disagreed with management decision	See reports of SWA/JPG members  No disputed decisions during the reporting period
Section 5(a)(13)	Information described under [Section 804(b)] of the Federal Financial Management Improvement Act of 1996 (instances and reasons when an agency has not met target dates established in a remediation plan)	Extract pertinent information from SWA/JPG member reports  Provide information where management has not met targets from a remediation plan	See reports of SWA/JPG members  No disputed decisions during the reporting period
Section 5(a)(14)(A)	An Appendix containing the results of any peer review conducted by another Office of Inspector General during the reporting period; or	SIGAR has posted in full the results of, and reports from, SIGAR's last peer review by NASA OIG for the period ending 9/30/2015	Posted in full at <a href="http://www.sigar.mil">www.sigar.mil</a>
Section 5(a)(14)(B)	If no peer review was conducted within that reporting period, a statement identifying the date of the last peer review conducted by another Office of Inspector General	A peer review was not conducted in the reporting period	Posted in full at <a href="http://www.sigar.mil">www.sigar.mil</a>



# APPENDICES

TABLE A.2 (CONTINUED)

<b>CROSS-REFERENCE TO SEMIANNUAL REPORTING REQUIREMENTS UNDER SECTION 5 OF THE IG ACT OF 1978, AS AMENDED (5 U.S.C. APP. 3) (“IG ACT”)</b>			
<b>IG Act Section</b>	<b>IG Act Language</b>	<b>SIGAR Action</b>	<b>Section</b>
Section 5(a)(15)	A list of any outstanding recommendations from any peer review conducted by another Office of Inspector General that have not been fully implemented, including a statement describing the status of the implementation and why implementation is not complete	None – all peer review recommendations effectively addressed, and remedial measures implemented, by 9/30/2015	Recommendations and related materials posted in full at <a href="http://www.sigar.mil">www.sigar.mil</a>
Section 5(a)(16)	Any peer reviews conducted by SIGAR of another IG Office during the reporting period, including a list of any outstanding recommendations made from any previous peer review . . . that remain outstanding or have not been fully implemented	SIGAR conducted a modified peer review of the Architect of the Capitol Office of the Inspector General’s Inspections and Evaluations unit. SIGAR issued its final report on 6/27/2018.	SIGAR Oversight

TABLE A.3

<b>CROSS-REFERENCE TO SIGAR QUARTERLY REPORTING REQUIREMENTS UNDER PUB. L. NO. 115-91, §1521</b>			
<b>Public Law Section</b>	<b>NDAAs Language</b>	<b>SIGAR Action</b>	<b>Report Section</b>
Section 1521(e)(1)	(1) QUALITY STANDARDS FOR IG PRODUCTS.—Except as provided in paragraph (3), each product published or issued by an Inspector General relating to the oversight of programs and activities funded under the Afghanistan Security Forces Fund shall be prepared— (A) in accordance with the Generally Accepted Government Auditing Standards/Government Auditing Standards (GAGAS/GAS), as issued and updated by the Government Accountability Office; or (B) if not prepared in accordance with the standards referred to in subparagraph (A), in accordance with the Quality Standards for Inspection and Evaluation issued by the Council of the Inspectors General on Integrity and Efficiency (commonly referred to as the “CIGIE Blue Book”).	Prepare quarterly report in accordance with the Quality Standards for Inspection and Evaluation, issued by the Council of the Inspectors General on Integrity and Efficiency (CIGIE), commonly referred to as the “CIGIE Blue Book,” for activities funded under the Afghanistan Security Forces Fund.	Section 1 Reconstruction Update Funding
Section 1521(e)(2)	(2) SPECIFICATION OF QUALITY STANDARDS FOLLOWED.—Each product published or issued by an Inspector General relating to the oversight of programs and activities funded under the Afghanistan Security Forces Fund shall cite within such product the quality standards followed in conducting and reporting the work concerned.	Cite within the quarterly report the quality standards followed in conducting and reporting the work concerned. The required quality standards are quality control, planning, data collection and analysis, evidence, records maintenance, reporting, and follow-up.	Inside front cover Appendix A

# APPENDICES

## APPENDIX B

### U.S. FUNDS FOR AFGHANISTAN RECONSTRUCTION

Table B.1 lists funds appropriated for Afghanistan reconstruction by agency and fund per year, and Table B.2 lists funds appropriated for counternarcotics initiatives, as of June 30, 2018.

TABLE B.2

COUNTERNARCOTICS (\$ MILLIONS)	
Fund	Cumulative Since 2002
ASFF	\$1,311.92
DOD CN	3,254.38
ESF	1,441.96
DA	77.72
INCLE	2,263.52
DEA <sup>a</sup>	455.56
<b>Total</b>	<b>\$8,805.06</b>

Table B.2 Note: Numbers have been rounded. Counternarcotics funds cross-cut both the Security and Governance & Development spending categories; these funds are also captured in those categories in Table B.1. Figures represent cumulative amounts committed to counternarcotics initiatives in Afghanistan since 2002. Initiatives include eradication, interdiction, support to Afghanistan's Special Mission Wing (SMW), counternarcotics-related capacity building, and alternative agricultural development efforts. ESF, DA, and INCLE figures show the cumulative amounts committed for counternarcotics initiatives from those funds. SIGAR excluded ASFF funding for the SMW after FY 2013 from this analysis due to the decreasing number of counternarcotics missions conducted by the SMW.

<sup>a</sup> DEA receives funding from State's Diplomatic & Consular Programs account in addition to DEA's direct line appropriation listed in Appendix B.

Table B.2 Source: SIGAR analysis of counternarcotics funding, 7/19/2018; State, response to SIGAR data call, 7/10/2018; DOD, response to SIGAR data call, 7/9/2018 and 3/8/2016; USAID, response to SIGAR data call, 7/12/2018; DEA, response to SIGAR data call, 6/11/2018.

Table B.1 Note: Numbers have been rounded. DOD reprogrammed \$1 billion from FY 2011 ASFF, \$1 billion from FY 2012 ASFF, and \$178 million from FY 2013 ASFF to fund other DOD OCO requirements. DOD reprogrammed \$230 million into FY 2015 ASFF. ASFF data reflects the following rescissions: \$1 billion from FY 2012 in Pub. L. No. 113-6, \$764.38 million from FY 2014 in Pub. L. No. 113-235, \$400 million from FY 2015 in Pub. L. No. 114-113, and \$150 million from FY 2016 in Pub. L. No. 115-31. DOD transferred \$101 million from FY 2011 AIF, \$179.5 million from FY 2013 AIF, and \$55 million from FY 2014 AIF to the ESF to fund infrastructure projects implemented by USAID.

<sup>a</sup> FY 2018 figure reflects amount made available for obligation under continuing resolutions.

Table B.1 Source: DOD, response to SIGAR data call, 7/11/2018, 7/9/2018, 10/12/2017, 10/22/2012, 10/14/2009, and 10/1/2009; State, response to SIGAR data call, 7/17/2018, 7/10/2018, 1/10/2018, 10/13/2017, 10/11/2017, 5/4/2016, 10/20/2015, 4/15/2015, 4/15/2014, 6/27/2013, 10/5/2012 and 6/27/2012; Treasury, response to SIGAR data call, 6/25/2018; OMB, response to SIGAR data call, 1/31/2018, 4/16/2015, 7/14/2014, 7/19/2013, and 1/4/2013; USAID, response to SIGAR data call, 7/9/2018, 10/15/2010, 1/15/2010, and 10/9/2009; DEA, response to SIGAR data call, 6/1/2018 and 7/7/2009; USDA, response to SIGAR data call, 4/2009; DFAS, "AR(M) 1002 Appropriation Status by FY Program and Subaccounts June 2018," 7/19/2018; OSD Comptroller, 16-22 PA: Omnibus 2016 Prior Approval Request, 6/30/2016; Pub. L. Nos. 115-31, 114-113, 113-235, 113-76, 113-6, 112-74, 112-10, 111-212, 111-118.

TABLE B.1

APPROPRIATIONS BY AGENCY AND FUND (\$ MILLIONS)			
Fund	Agency	Cumulative Since 2002	FY 2002-06
<b>Security</b>			
Afghanistan Security Forces Fund (ASFF)	DOD	\$72,832.18	\$2,903.13
Train & Equip (DOD)	DOD	440.00	440.00
Foreign Military Financing (FMF)	State	1,059.14	1,059.14
International Military Education and Training (IMET)	State	17.53	3.16
Voluntary Peacekeeping (PKO)	State	69.33	69.33
Afghanistan Freedom Support Act (AFSA)	DOD	550.00	550.00
Drug Interdiction & Counter-Drug Activities (DOD CN)	DOD	3,254.38	404.39
<b>Total - Security</b>		<b>78,222.57</b>	<b>5,429.15</b>
<b>Governance &amp; Development</b>			
Commander's Emergency Response Program (CERP)	DOD	3,694.00	391.00
Afghanistan Infrastructure Fund (AIF)	DOD	988.50	0.00
Task Force for Business and Stability Operations (TFBSO)	DOD	822.85	0.00
Economic Support Fund (ESF)	USAID	19,882.27	3,004.44
Development Assistance (DA)	USAID	886.50	568.26
Child Survival & Health (CSH + GHAI)	USAID	554.63	170.05
Commodity Credit Corp (CCC)	USAID	33.43	8.80
USAID (other)	USAID	51.90	5.50
Non-Proliferation, Antiterrorism, Demining & Related (NADR)	State	767.94	221.97
Provincial Reconstruction Team Advisors	USDA	5.70	0.00
Treasury Technical Assistance	Treasury	4.65	3.10
International Narcotics Control & Law Enforcement (INCLE)	State	5,066.90	1,221.93
Drug Enforcement Administration (DEA)	DOJ	246.15	47.59
<b>Total - Governance &amp; Development</b>		<b>33,005.41</b>	<b>5,642.66</b>
<b>Humanitarian</b>			
Pub. L. No. 480 Title I	USDA	5.00	5.00
Pub. L. No. 480 Title II	USAID	1,086.26	376.66
Disaster Assistance (IDA)	USAID	750.16	298.26
Transition Initiatives (TI)	USAID	37.54	32.58
Migration & Refugee Assistance (MRA)	State	1,260.33	354.80
Emergency Refugee & Migration Assistance (ERMA)	State	25.20	25.00
Food for Progress	USDA	109.49	67.38
416(b) Food Aid	USDA	95.18	95.18
Food for Education	USDA	50.49	50.49
Emerson Trust	USDA	22.40	0.00
<b>Total - Humanitarian</b>		<b>3,442.06</b>	<b>1,305.35</b>
<b>Civilian Operations</b>			
Oversight		535.93	0.00
Other		11,098.85	671.53
<b>Total - Civilian Operations</b>		<b>11,634.78</b>	<b>671.53</b>
<b>Total Funding</b>		<b>\$126,304.81</b>	<b>\$13,048.68</b>

# APPENDICES

	FY 2007	FY 2008	FY 2009	FY 2010	FY 2011	FY 2012	FY 2013	FY 2014	FY 2015	FY 2016	FY 2017	FY 2018*
	7,406.40	2,750.00	5,606.94	9,166.77	10,619.28	9,200.00	4,946.20	3,962.34	3,939.33	3,502.26	4,162.72	4,666.82
	0.00	0.00	0.00	0.00	0.00	0.00	0.00	0.00	0.00	0.00	0.00	0.00
	0.00	0.00	0.00	0.00	0.00	0.00	0.00	0.00	0.00	0.00	0.00	0.00
	1.19	1.66	1.40	1.76	1.56	1.18	1.42	1.50	1.05	0.86	0.80	0.00
	0.00	0.00	0.00	0.00	0.00	0.00	0.00	0.00	0.00	0.00	0.00	0.00
	0.00	0.00	0.00	0.00	0.00	0.00	0.00	0.00	0.00	0.00	0.00	0.00
	290.97	192.81	230.06	392.27	379.83	472.99	255.81	238.96	0.00	138.76	135.61	121.93
	<b>7,698.57</b>	<b>2,944.47</b>	<b>5,838.40</b>	<b>9,560.80</b>	<b>11,000.67</b>	<b>9,674.16</b>	<b>5,203.44</b>	<b>4,202.80</b>	<b>3,940.38</b>	<b>3,641.88</b>	<b>4,299.12</b>	<b>4,788.74</b>
	209.00	488.33	550.67	1,000.00	400.00	400.00	200.00	30.00	10.00	5.00	5.00	5.00
	0.00	0.00	0.00	0.00	299.00	400.00	145.50	144.00	0.00	0.00	0.00	0.00
	0.00	0.00	14.44	59.26	239.24	245.76	138.20	122.24	3.72	0.00	0.00	0.00
	1,224.75	1,399.51	2,077.48	3,346.00	2,168.51	1,836.76	1,802.65	907.00	831.90	633.27	650.00	0.00
	166.81	149.43	0.40	0.30	0.00	0.00	0.35	0.00	0.95	0.00	0.00	0.00
	100.77	63.04	58.23	92.30	69.91	0.00	0.25	0.01	0.06	0.00	0.00	0.00
	0.00	10.77	4.22	4.22	3.09	0.38	0.00	0.00	0.00	0.00	1.95	0.00
	0.00	21.96	2.81	3.45	6.25	7.10	1.84	0.80	0.82	1.08	0.29	0.00
	36.72	29.72	59.92	70.74	69.30	65.32	52.60	43.20	43.50	37.96	37.00	0.00
	0.00	0.00	5.70	0.00	0.00	0.00	0.00	0.00	0.00	0.00	0.00	0.00
	0.13	0.75	0.47	0.00	0.00	0.00	0.20	0.00	0.00	0.00	0.00	0.00
	251.74	307.56	493.90	589.00	400.00	357.92	593.81	225.00	250.00	210.00	160.00	6.04
	20.38	40.59	18.88	19.20	18.70	18.70	17.00	18.70	9.05	3.31	11.03	3.02
	<b>2,010.30</b>	<b>2,511.66</b>	<b>3,287.12</b>	<b>5,184.47</b>	<b>3,673.99</b>	<b>3,331.93</b>	<b>2,952.39</b>	<b>1,490.96</b>	<b>1,149.99</b>	<b>890.61</b>	<b>865.28</b>	<b>14.06</b>
	0.00	0.00	0.00	0.00	0.00	0.00	0.00	0.00	0.00	0.00	0.00	0.00
	60.00	149.53	73.01	58.13	112.55	59.20	46.15	65.97	53.73	26.65	4.69	0.00
	0.03	16.84	27.13	29.61	66.23	56.00	21.50	28.15	25.69	39.79	93.84	47.10
	0.00	0.00	0.75	0.84	1.08	0.62	0.32	0.83	0.49	0.04	0.00	0.00
	54.00	44.25	76.79	80.93	65.00	99.56	76.07	107.89	129.27	84.27	81.15	6.35
	0.00	0.00	0.20	0.00	0.00	0.00	0.00	0.00	0.00	0.00	0.00	0.00
	9.47	20.55	12.09	0.00	0.00	0.00	0.00	0.00	0.00	0.00	0.00	0.00
	0.00	0.00	0.00	0.00	0.00	0.00	0.00	0.00	0.00	0.00	0.00	0.00
	0.00	0.00	0.00	0.00	0.00	0.00	0.00	0.00	0.00	0.00	0.00	0.00
	0.00	22.40	0.00	0.00	0.00	0.00	0.00	0.00	0.00	0.00	0.00	0.00
	<b>123.50</b>	<b>253.57</b>	<b>189.97</b>	<b>169.51</b>	<b>244.85</b>	<b>215.38</b>	<b>144.04</b>	<b>202.83</b>	<b>209.18</b>	<b>150.75</b>	<b>179.68</b>	<b>53.45</b>
	2.50	14.30	25.20	34.40	37.20	59.00	58.70	62.65	68.60	62.37	55.74	55.27
	207.80	435.51	1,065.86	1,761.70	905.10	1,424.75	1,272.24	852.45	909.50	795.20	779.77	17.44
	<b>210.30</b>	<b>449.81</b>	<b>1,091.06</b>	<b>1,796.10</b>	<b>942.30</b>	<b>1,483.75</b>	<b>1,330.94</b>	<b>915.10</b>	<b>978.10</b>	<b>857.57</b>	<b>835.50</b>	<b>72.71</b>
	<b>10,042.66</b>	<b>6,159.50</b>	<b>10,406.55</b>	<b>16,710.87</b>	<b>15,861.81</b>	<b>14,705.22</b>	<b>9,630.81</b>	<b>6,811.69</b>	<b>6,277.65</b>	<b>5,540.81</b>	<b>6,179.58</b>	<b>4,928.96</b>

# APPENDICES

## APPENDIX C

### SIGAR WRITTEN PRODUCTS\*

#### SIGAR Audits

##### Completed Performance Audits

SIGAR completed two performance audits during this reporting period.

COMPLETED SIGAR PERFORMANCE AUDIT REPORTS AS OF JUNE 30, 2018		
Report Identifier	Report Title	Date Issued
SIGAR 18-65-AR	Regional Agriculture Development Program: Additional Evaluations and Assessments Could Improve the Performance and Sustainability of USAID/Afghanistan's \$301 Million Program	7/2018
SIGAR 18-51-AR	Afghanistan's Anti-Corruption Efforts: The Afghan Government Has Begun to Implement an Anti-Corruption Strategy, but Significant Problems Must be Addressed	7/2018

##### New Performance Audits

SIGAR initiated three performance audits during this reporting period.

NEW SIGAR PERFORMANCE AUDITS AS OF JUNE 30, 2018		
Project Identifier	Project Title	Date Initiated
SIGAR-128A	U.S. Agency for International Development's Power Transmission Expansion and Connectivity Project	7/2018
SIGAR-127A	Department of Defense's Efforts to Train and Equip the Afghan National Army with ScanEagle Unmanned Aerial Systems	7/2018
SIGAR-126A	Department of Defense's Anticorruption Initiatives and Programs in the Afghan Ministries of Defense and Interior	6/2018

##### Ongoing Performance Audits

SIGAR had seven ongoing performance audits during this reporting period.

ONGOING SIGAR PERFORMANCE AUDITS AS OF JUNE 30, 2018		
Project Identifier	Project Title	Date Initiated
SIGAR 124A	Afghan Business Taxes Assessed on U.S. Government Contractors	4/2018
SIGAR 123A	Department of State's Efforts to Support and Transition Drug Treatment Programs in Afghanistan	11/2017
SIGAR 120A	Afghan Air Force's Ability to Operate and Maintain U.S.-Provided Aircraft	3/2017
SIGAR 119A	U.S. Army Corps of Engineers' Local national Quality Assurance Program	3/2017
SIGAR 118A	DOD Efforts to Advise the Afghan Ministries of Defense and Interior	1/2017
SIGAR 116A	Promoting Gender Equity in National Priority Programs (Promote)	11/2016
SIGAR 115A	U.S. Government Efforts to Increase the Supply, Quantity, and Distribution of Electric Power from the Kajaki Dam	4/2016

\* SIGAR may also report on products and events occurring after June 30, 2018, up to the publication date.

# APPENDICES

## Completed Financial Audits

SIGAR completed five financial audit reports during this reporting period.

COMPLETED SIGAR FINANCIAL AUDIT REPORTS AS OF JUNE 30, 2018		
Report Identifier	Report Title	Date Issued
SIGAR 18-62-FA	The Department of Defense's Ministerial Development Program for the Afghan Ministry of Defense, Audit of Costs Incurred by DynCorp International LLC	7/2018
SIGAR 18-61-FA	USAID's Agricultural Credit Enhancement Project: Audit of Costs Incurred by Development Alternatives Inc.	7/2018
SIGAR 18-56-FA	USAID's Mining Investment and Development for Afghan Sustainability Project: Audit of Costs Incurred by ECC Water & Power LLC	7/2018
SIGAR 18-54-FA	Department of the Army's Freedom of Maneuver Project: Audit of Costs Incurred by PAE National Security Solutions LLC	7/2018
SIGAR 18-49-FA	USAID's Early Grade Reading Survey: Audit of Costs Incurred by Chemonics International Inc.	7/2018

## New Financial Audits

SIGAR initiated 16 new financial audits during this reporting period.

NEW SIGAR FINANCIAL AUDITS AS OF JUNE 30, 2018		
Project Identifier	Project Title	Date Initiated
SIGAR-F-158	ITF Enhancing Human Security-Variou Demining Projects	6/2018
SIGAR-F-157	Demining Agency for Afghanistan (DAFA)-Various Demining Projects	6/2018
SIGAR-F-156	International Rescue Committee-Supporting Livelihoods and Protection for Afghan Returnees, Internally Displaced People (IDPS) and Vulnerable Host Communities	6/2018
SIGAR-F-155	Stanford Law School-Bureau of International Narcotics and Law Enforcement Affairs (INL) program operations and support services in Kabul, Afghanistan	6/2018
SIGAR-F-154	Science and Engineering Services LLC-Utility Helicopter Program Office (UHPO) UH-60A Enhanced Phase Maintenance Inspection (PMI) Program Afghanistan	6/2018
SIGAR-F-153	Leidos Innovations Corporation (previously Lockheed Martin)-Non-Standard Rotary Wing Aircraft (NSRWA) Contractor Logistics Sustainment (CLS), Afghanistan	6/2018
SIGAR-F-152	Management Sciences for Health-Strengthening Pharmaceutical Systems (SPS)	5/2018
SIGAR-F-151	Michigan State University-Grain Research and Innovation (GRAIN)	5/2018
SIGAR-F-150	Tetra Tech Inc.-Engineering Support Program	5/2018
SIGAR-F-149	AECOM International Development (AECOM)-Strengthening Watershed and Irrigation Management (SWIM)	5/2018
SIGAR-F-148	Development Alternatives Inc.-Women in the Economy (WIE)	5/2018
SIGAR-F-147	Aga Khan Foundation U.S.A.-Multi-Input Area Development Global Development Alliance (MIAD-GDA)	5/2018
SIGAR-F-146	Creative Associates International Inc.-Afghanistan Workforce Development Program (AWDP)	5/2018
SIGAR-F-145	FHI 360-Initiative for Hygiene, Sanitation, and Nutrition (IHSAN)	5/2018
SIGAR-F-144	Developmet Alternatives Inc.-Assistance to Legislative Bodies of Afghanistan (ALBA)	5/2018
SIGAR-F-143	The Asia Foundation-Ministry of Women's Affairs Organizational Restructuring and Empowerment (MORE)	5/2018



# APPENDICES

## Ongoing Financial Audits

SIGAR had 26 financial audits in progress during this reporting period.

ONGOING SIGAR FINANCIAL AUDITS AS OF JUNE 30, 2018		
Project Identifier	Project Title	Date Initiated
SIGAR-F-142	Bridge Contract to Provide and Coordinate Operational Support for INLs Afghan Civilian Advisor Support (ACAS), Camp Gibson and Camp Falcon on the INL Strip Mall in Afghanistan	1/2018
SIGAR-F-141	International Narcotics and Law Enforcement Program's Operations and Support Services in Kabul, Afghanistan, Non-Chief of Mission	1/2018
SIGAR-F-140	Afghanistan Ministry of Interior and Afghan National Police Mentoring, Training and Logistics Support Requirement	3/2018
SIGAR-F-139	Law Enforcement Professionals Program	3/2018
SIGAR-F-138	Afghanistan University Support and Workforce Development Program	1/2018
SIGAR-F-137	Strong Hubs for Afghan Hope and Resilience (SHAHAR)	1/2018
SIGAR-F-136	Regional Agriculture Development Program (RADP North)	1/2018
SIGAR-F-135	Strengthening Education in Afghanistan (SEA II)	1/2018
SIGAR-F-134	Women's Leadership Development (WLD)	1/2018
SIGAR-F-133	Technical Assistance to Ministry of Public Works	1/2018
SIGAR-F-132	Capacity Building and Change Management Program II (CBCMP-II)	1/2018
SIGAR-F-131	Helping Mothers and Children Thrive (HEMAYAT)	1/2018
SIGAR-F-130	Implement INL CSSP and Modernize Justice	8/2017
SIGAR-F-129	Support to Mobile Security Teams	8/2017
SIGAR-F-128	Afghanistan MBRC Phase II, Effort II	8/2017
SIGAR-F-127	Afghanistan MBRC Phase II, Effort I	8/2017
SIGAR-F-126	Afghanistan Trade and Revenue Project (ATAR)	8/2017
SIGAR-F-125	Initiative to Strengthen Local Administration (ISLA)	8/2017
SIGAR-F-124	Strengthening Political Entities and Civil Society (SPECS)	8/2017
SIGAR-F-123	Sheberghan Gas Development Project	8/2017
SIGAR-F-122	Afghanistan Agriculture Extension Project I (AAEP-II)	8/2017
SIGAR-F-121	Monitoring Support Project (MSP), Eastern Provinces	8/2017
SIGAR-F-120	Sheberghan Gas Generation (SGG)	8/2017
SIGAR-F-119	Construction of Ministry of Defense Headquarters Support and Security Brigade Expansion Phase II	5/2017
SIGAR-F-118	Construction of Ministry of Defense Phase I	5/2017
SIGAR-F-114	Afghan Engineering Support Program	2/2017

## SIGAR Inspections

### Completed Inspections

SIGAR completed two inspection reports during this reporting period.

COMPLETED SIGAR INSPECTION REPORTS AS OF JUNE 30, 2018		
Product Identifier	Report Title	Date Issued
SIGAR 18-64-IP	Afghan National Army's Ground Forces Complex, Construction Generally Met Contract Requirements, But at Least \$406,000 May Have Been Wasted on the Project	7/2018
SIGAR 18-63-IP	Wardak Prison, Inadequate Government Oversight and Contractor Non-Compliance Have Increased Safety and Health Risks and Resulted in Wasted U.S. Funds	7/2018

# APPENDICES

## Ongoing Inspections

SIGAR had 12 ongoing inspections during this reporting period.

ONGOING SIGAR INSPECTIONS AS OF JUNE 30, 2018		
Project Identifier	Project Title	Date Initiated
SIGAR-I-54	Inspection of the Women's Compound at the Afghan National Police Regional Training Center-Jalalabad	4/2018
SIGAR-I-53	Inspection of the Ghulam Khan Road	4/2018
SIGAR-I-52	Inspection of the North East Power System Project Phase 1: Transmission Lines Between Argandeh and Pul-e Alam and Substation at Pul-e Alam	10/2017
SIGAR-I-51	Inspection of the Power Transmission Expansion and Connectivity Project Power Substations at Ghazni and Sayadabad	10/2017
SIGAR-I-50	Inspection of Construction and Utility Upgrades for the ANA Garrison at South Kabul International Airport	9/2017
SIGAR-I-49	Inspection of the ANP Women's Compound at the Ministry of Interior HQ Complex	9/2017
SIGAR-I-48	Inspection of the Power Transmission Expansion and Connectivity Project Transmission Line Between Arghandi and Ghazni	9/2017
SIGAR-I-45a	Inspection of the Marshal Fahim National Defense University-Phase 1	2/2017
SIGAR-I-45b	Inspection of the Marshal Fahim National Defense University-Phase 3	2/2017
SIGAR-I-44	Inspection of the Zarang Border Crossing Point	2/2017
SIGAR-I-43	Inspection of the Kang Border Patrol Company Headquarters	2/2017
SIGAR-I-33a	Inspection of Afghan National Army Camp Commando-Phase III	7/2015

## SIGAR Special Projects

### Completed Special Projects Reports

SIGAR completed five special projects reports during this reporting period.

COMPLETED SIGAR SPECIAL PROJECTS REPORTS AS OF JUNE 30, 2018		
Project Identifier	Project Title	Date Issued
SIGAR 18-60-SP	Congressional Request: Waste, Fraud, and Abuse, SIGAR Identified up to \$15.5 Billion in Waste, Fraud, and Abuse, and Failed Whole-of-Government Reconstruction Efforts	7/2018
SIGAR 18-59-SP	GPI Projects in Baghlan, Locations Were Accurate But Structural Damage Observed	7/2018
SIGAR 18-58-SP	Status of U.S. Support to Develop Extractives Tenders in Afghanistan, DOD and USAID Efforts Yielded Limited Progress	7/2018
SIGAR 18-57-SP	Construction of the Qaysar to Laman Section of the Afghan Ring Road, Review of 233 Kilometers of Ring Road Construction	6/2018
SIGAR 18-55-SP	USAID Supported Health Facilities in Kandahar Province, Observations from Visits to Nine Facilities	6/2018

# APPENDICES

## SIGAR Lessons Learned Program Completed Lessons Learned Reports

SIGAR completed two lessons-learned reports during this reporting period.

### COMPLETED SIGAR LESSONS LEARNED REPORTS AS OF JUNE 30, 2018

Project Identifier	Project Title	Date Issued
SIGAR 18-52-LL	Stabilization: Lessons from the U.S. Experience in Afghanistan	5/2018
SIGAR 18-48-LL	Counternarcotics: Lessons from the U.S. Experience in Afghanistan	6/2018

## Ongoing Lessons Learned Projects

SIGAR has three ongoing lessons-learned projects this reporting period.

### ONGOING SIGAR LESSONS LEARNED PROJECTS AS OF JUNE 30, 2018

Project Identifier	Project Title	Date Initiated
SIGAR LL-12	Reintegration	7/2018
SIGAR LL-10	U.S. Support for Elections	7/2018
SIGAR LL-09	U.S. and Coalition Responsibilities for Security Sector Assistance	3/2018

# APPENDIX D

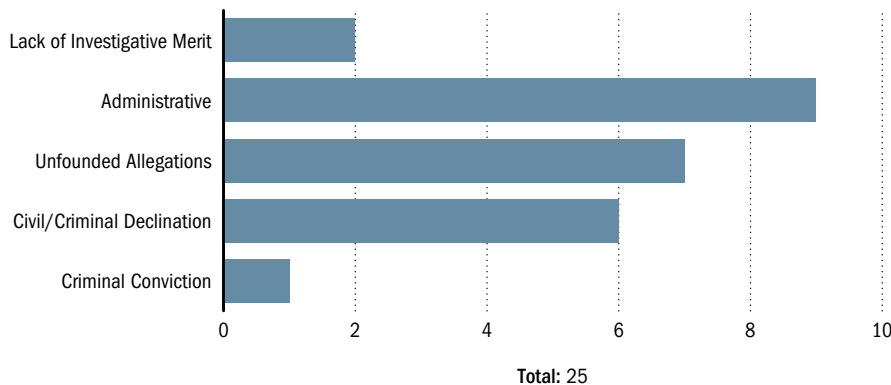
## SIGAR INVESTIGATIONS AND HOTLINE

### SIGAR Investigations

This quarter, SIGAR opened six new investigations and closed 25, bringing the total number of ongoing investigations to 180. Of the closed investigations, most were closed due to administrative action and unfounded allegations, as shown in Figure D.1. Of the new investigations, most were related to procurement or contract fraud and theft, as shown in Figure D.2.

FIGURE D.1

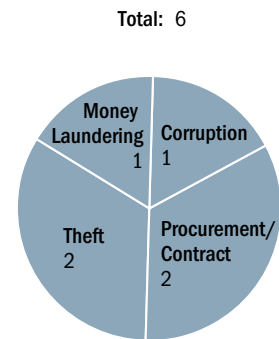
SIGAR'S CLOSED INVESTIGATIONS, APRIL 1-JUNE 30, 2018



Source: SIGAR Investigations Directorate, 7/3/2018.

FIGURE D.2

SIGAR NEW INVESTIGATIONS, APRIL 1-JUNE 30, 2018



Source: SIGAR Investigations Directorate, 7/3/2018

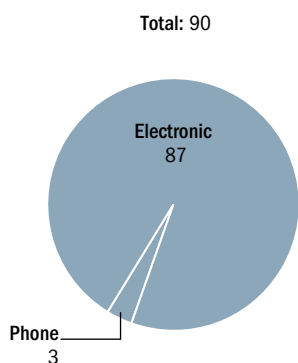
# APPENDICES

## SIGAR Hotline

The SIGAR Hotline received 90 complaints this quarter, as shown in Figure D.3. In addition to working on new complaints, the Investigations Directorate continued its work this quarter on complaints received prior to April 1, 2018. This quarter, the directorate processed 189 complaints, most of which are under review or were closed, as shown in Figure D.4.

FIGURE D.3

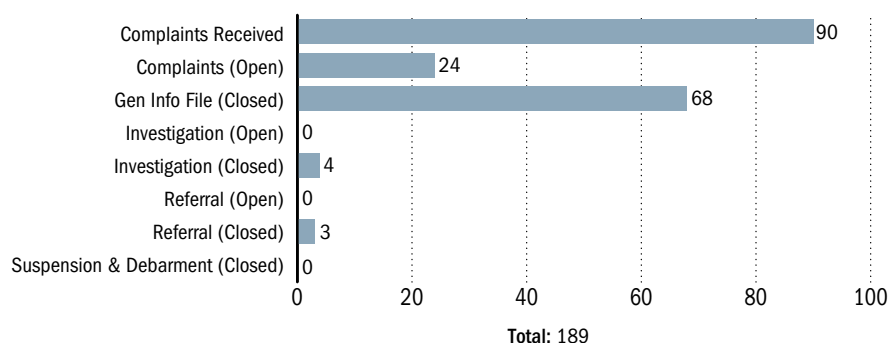
**SOURCE OF SIGAR HOTLINE COMPLAINTS, APRIL 1-JUNE 30, 2018**



Source: SIGAR Investigations Directorate, 07/03/18.

FIGURE D.4

**STATUS OF SIGAR HOTLINE COMPLAINTS: APRIL 1-JUNE 30, 2018**



Source: SIGAR Investigations Directorate, 7/3/2018.

## SIGAR SUSPENSIONS AND DEBARMENTS

Table D.1 is a comprehensive list of finalized suspensions, debarments, and special entity designations relating to SIGAR's work in Afghanistan as of June 30, 2018. *SIGAR lists its suspensions, debarments and special entity designations for historical purposes only.* For the current status of any individual or entity listed herein as previously suspended, debarred or listed as a special entity designation, please consult the System for Award Management, [www.sam.gov](http://www.sam.gov).

Entries with an asterisk indicate that the individual or entity was subject to two final agency actions by an agency suspension and debarment official, resulting in a suspension followed by final debarment following the resolution of a criminal indictment or determination of non-responsibility by agency suspension and debarment official. Final debarment was imposed following criminal conviction in U.S. Federal District Court and/or final determination by agency suspension and debarment official regarding term of debarment.



# APPENDICES

TABLE D.1

## SPECIAL ENTITY DESIGNATIONS, SUSPENSIONS, AND DEBARMENTS AS OF JUNE 30, 2018

### Special Entity Designations

Arvin Kam Construction Company	Noh-E Safi Mining Company	Saadat, Wakil
Arvin Kam Group LLC d.b.a. "Arvin Kam Group Security," d.b.a. "Arvin Kam Group Foundation," d.b.a. "Arvin Global Logistics Services Company"	Noor Rahman Company	Triangle Technologies
Ayub, Mohammad	Noor Rahman Construction Company	Wasim, Abdul Wakil
Fruzi, Haji Khalil	Nur Rahman Group, d.b.a. "NUCCL Construction Company," d.b.a. "RUCCL Rahman Umar Construction Company," d.b.a. "Rahman Trading and General Logistics Company LLC	Zaland, Yousef
Muhammad, Haji Amir	Rahman, Nur, a.k.a. "Noor Rahman, a.k.a. "Noor Rahman Safa"	Zurmat Construction Company
Haji Dhost Mohammad Zurmat Construction Company	Rhaman, Mohammad	Zurmat Foundation
Jan, Nurullah		Zurmat General Trading
Khan, Haji Mohammad Almas		Zurmat Group of Companies, d.b.a. "Zurmat LLC"
		Zurmat Material Testing Laboratory

### Suspensions

Al-Watan Construction Company	Elham, Yaser, a.k.a. "Najibullah Saadullah"	Autry, Cleo Brian
Basirat Construction Firm	Everest Faizy Logistics Services	Chamberlain, William Todd
Naqibullah, Nadeem	Faizy Elham Brothers Ltd.	Cook, Jeffrey Arthur
Rahman, Obaidur	Faizy, Rohullah	Harper, Deric Tyron
Robinson, Franz Martin	Hekmat Shadman General Trading LLC	Walls, Barry Lee, Jr.
Aaria Middle East	Hekmat Shadman Ltd., d.b.a. "Hikmat Shadman, Ltd."	International Contracting and Development
Aaria Middle East Company LLC	Hikmat Shadman Construction and Supply Company	Sobh, Adeeb Nagib, a.k.a. "Ali Sobh"
Aftech International	Hikmat Shadman Logistics Services Company, d.b.a.	Stallion Construction and Engineering Group
Aftech International Pvt. Ltd.	"Hikmat Shadman Commerce Construction and Supply Company," d.b.a. "Hikmat Shadman Commerce Construction Services"	Wazne Group Inc., d.b.a. "Wazne Wholesale"
Albahar Logistics	Saif Hikmat Construction Logistic Services and Supply Co.	Wazne, Ayman, a.k.a. "Ayman Ibrahim Wazne"
American Aaria Company LLC	Shadman, Hikmatullah, a.k.a. "Hikmat Shadman," a.k.a. "Haji Hikmatullah Shadman," a.k.a. "Hikmatullah Saadulah"	Green, George E.
American Aaria LLC		Tran, Anthony Don
Sharpway Logistics		Vergez, Norbert Eugene
United States California Logistics Company		Bunch, Donald P.
Brothers, Richard S.		Kline, David A.
Rivera-Medina, Franklin Delano		

### Debarments

Farooqi, Hashmatullah	Mariano, April Anne Perez	Abbasi, Shahpoor
Hamid Lais Construction Company	McCabe, Elton Maurice	Amiri, Waheedullah
Hamid Lais Group	Mihalcz, John	Atal, Waheed
Lodin, Rohullah Farooqi	Qasimi, Mohammed Indress	Daud, Abdullah
Bennett & Fouch Associates LLC	Radhi, Mohammad Khalid	Dehati, Abdul Majid
Brandon, Gary	Safi, Fazal Ahmed	Fazli, Qais
K5 Global	Shin Gul Shaheen, a.k.a. "Sheen Gul Shaheen"	Hamdard, Mohammad Yousuf
Ahmad, Noor	Espinoza-Loor, Pedro Alfredo	Kunari, Haji Pir Mohammad
Noor Ahmad Yousufzai Construction Company	Campbell, Neil Patrick*	Mushfiq, Muhammad Jaffar
Ayeni, Sheryl Adenike	Navarro, Wesley	Mutallib, Abdul
Cannon, Justin	Hazrati, Arash	Nasrat, Sami
Constantino, April Anne	Midfield International	National General Construction Company
Constantino, Dee	Moore, Robert G.	Passerly, Ahmaad Saleem
Constantino, Ramil Palmes	Noori, Noor Alam, a.k.a. "Noor Alam"	Rabi, Fazal
Crilly, Braam	Northern Reconstruction Organization	Rahman, Atta
Drotleff, Christopher	Shamal Pamir Building and Road Construction Company	Rahman, Fazal
Fil-Tech Engineering and Construction Company	Wade, Desi D.	Roshandil, Mohammad Ajmal
Handa, Sdiharh	Blue Planet Logistics Services	Saber, Mohammed
Jabak, Imad	Mahmodi, Padres	Safi, Azizur Rahman
Jamally, Rohullah	Mahmodi, Shikab	Safi, Matullah
Khalid, Mohammad	Saber, Mohammed	Sahak, Sher Khan
Khan, Daro	Watson, Brian Erik	Shaheed, Murad

\* Indicate that the individual or entity was subject to two final agency actions by an agency suspension and debarment official, resulting in a suspension followed by final debarment following the resolution of a criminal indictment or determination of non-responsibility by agency suspension and debarment official.

# APPENDICES

TABLE D.1 (CONTINUED)

SPECIAL ENTITY DESIGNATIONS, SUSPENSIONS, AND DEBARMENTS AS OF JUNE 30, 2018 (CONTINUED)		
Debarments (continued)		
Shirzad, Daulet Khan	Gul, Ghanzi	Sardar, Hassan, a.k.a. "Hassan Sardar Inqilab"
Uddin, Mehrab	Luqman Engineering Construction Company, d.b.a. "Luqman Engineering"	Shah, Mohammad Nadir, a.k.a. "Nader Shah"
Watson, Brian Erik	Safiullah, a.k.a. "Mr. Safiullah"	Tito, Regor
Wooten, Philip Steven*	Sarfarez, a.k.a. "Mr. Sarfarez"	Brown, Charles Phillip
Espinoza, Mauricio*	Wazir, Khan	Sheren, Fasela, a.k.a. "Sheren Fasela"
Alam, Ahmed Farzad*	Akbar, Ali	Anderson, Jesse Montel
Greenlight General Trading*	Crystal Construction Company, d.b.a. "Samitullah Road Construction Company"	Charboneau, Stephanie, a.k.a. "Stephanie Shankel"
Aaria Middle East Company LLC*	Samitullah (Individual uses only one name)	Hightower, Jonathan
Aaria Middle East Company Ltd. - Herat*	Ashna, Mohammad Ibrahim, a.k.a. "Ibrahim"	Khan, Noor Zali, a.k.a. "Wali Kahn Noor"
Aaria M.E. General Trading LLC*	Gurvinder, Singh	Saheed, a.k.a. "Mr. Saheed," a.k.a. "Sahil," a.k.a. "Ghazi-Rahman"
Aaria Middle East*	Jahan, Shah	Weaver, Christopher
Barakzai, Nangjalai*	Shahim, Zakirullah a.k.a. "Zakrullah Shahim", a.k.a. "Zikrullah Shahim"	Al Kaheel Oasis Services
Formid Supply and Services*	Alyas, Maiwand Ansunullah a.k.a. "Engineer Maiwand Alyas"	Al Kaheel Technical Service
Aaria Supply Services and Consultancy*	BMSCS	CLC Construction Company
Kabul Hackle Logistics Company*	Maiwand Haqmal Construction and Supply Company	CLC Consulting LLC
Yousef, Najeebullah*	New Riders Construction Company, d.b.a. "Riders Construction Company," d.b.a. "New Riders Construction and Services Company"	Complete Manpower Solutions
Aaria Group*	Riders Constructions, Services, Logistics and Transportation Company	Mohammed, Masiuddin, a.k.a. "Masi Mohammed"
Aaria Group Construction Company*	Riders Group of Companies	Rhoden, Bradley L., a.k.a. "Brad L. Rhoden"
Aaria Supplies Company Ltd.*	Domineck, Lavette Kaye*	Rhoden, Lorraine Serena
Rahimi, Mohammad Edris*	Markwith, James*	Royal Super Jet General Trading LLC
All Points International Distributors Inc.*	Martinez, Rene	Super Jet Construction Company
Hercules Global Logistics*	Maroof, Abdul	Super Jet Fuel Services
Schroeder, Robert*	Qara, Yousef	Super Jet Group
Helmand Twinkle Construction Company	Royal Palace Construction Company	Super Jet Tours LLC, d.b.a. "Super Jet Travel and Holidays LLC"
Waziri, Heward Omar	Bradshaw, Christopher Chase	Super Solutions LLC
Zadran, Mohammad	Zuhra Productions	Abdullah, Bilal
Afghan Mercury Construction Company, d.b.a. "Afghan Mercury Construction & Logistics Company"	Zuhra, Niaza	Farmer, Robert Scott
Mirzali Naseeb Construction Company	Boulware, Candice a.k.a. "Candice Joy Dawkins"	Mudiyanselage, Oliver
Montes, Diyana	Dawkins, John	Kelly, Albert, III
Naseeb, Mirzali	Mesopotamia Group LLC	Ethridge, James
Robinson, Franz Martin	Nordloh, Geoffrey	Fernridge Strategic Partners
Smith, Nancy	Kieffer, Jerry	AISC LLC*
Sultani, Abdul Anas a.k.a. "Abdul Anas"	Johnson, Angela	American International Security Corporation*
Faqiri, Shir	CNH Development Company LLC	David A. Young Construction & Renovation Inc.*
Hosmat, Haji	Johnson, Keith	Force Direct Solutions LLC*
Jim Black Construction Company	Military Logistic Support LLC	Harris, Christopher*
Arya Ariana Aryayee Logistics, d.b.a. "AAA Logistics," d.b.a. "Somo Logistics"	Eisner, John	Hernando County Holdings LLC*
Garst, Donald	Taurus Holdings LLC	Hide-A-Wreck LLC*
Mukhtar, Abdul a.k.a. "Abdul Kubar"	Brophy, Kenneth Michael*	Panthers LLC*
Noori Mahgir Construction Company	Abdul Haq Foundation	Paper Mill Village Inc.*
Noori, Sherin Agha	Adajar, Adonis	Shroud Line LLC*
Long, Tonya*	Calhoun, Josh W.	Spada, Carol*
Isranuddin, Burhanuddin	Clark Logistic Services Company, d.b.a. "Clark Construction Company"	Welventure LLC*
Matun, Navidullah, a.k.a. "Javid Ahmad"	Farkas, Janos	World Wide Trainers LLC*
Matun, Wahidullah	Flordeliz, Alex F.	Young, David Andrew*
Navid Basir Construction Company	Knight, Michael T., II	Woodruff and Company
Navid Basir JV Gagar Baba Construction Company	Lozado, Gary	Borcata, Raul A.*
NBCC & GBCC JV	Mijares, Armando N., Jr.	Close, Jarred Lee*
Noori, Navid	Mullakhiel, Wadir Abdullahmatin	Logistical Operations Worldwide*
Asmatullah, Mahmood, a.k.a. "Mahmood"	Rainbow Construction Company	Taylor, Zachery Dustin*
Khan, Gul		Travis, James Edward*
Khan, Solomon Sherdad, a.k.a. "Solomon"		Khairullah, Gul Agha
Mursalin, Ikramullah, a.k.a. "Ikramullah"		Khaili Rahimi Construction Company
Musafer, Naseem, a.k.a. "Naseem"		Momand, Jahanzeb, a.k.a. "Engineer Jahanzeb Momand"
Ali, Esrar		Yar-Mohammad, Hazrat Nabi
		Walizada, Abdul Masoud, a.k.a. "Masood Walizada"

# APPENDICES

TABLE D.1 (CONTINUED)

## SPECIAL ENTITY DESIGNATIONS, SUSPENSIONS, AND DEBARMENTS AS OF JUNE 30, 2018 (CONTINUED)

Debarments (continued)		
Alizai, Zarghona	LTCCORP/Kaya Romania LLC	Hamidi, Mahrokh
Aman, Abdul	LTCCORP/Kaya Rwanda LLC	Raising Wall Construction Company
Anwari, Laila	LTCORP Technology LLC	Artemis Global Inc., d.b.a. "Artemis Global Logistics and Solutions," d.b.a. "Artemis Global Trucking LLC"
Anwari, Mezhgan	Toltest Inc., d.b.a. "Wolverine Testing and Engineering," d.b.a. "Toledo Testing Laboratory," d.b.a. "LTC," d.b.a. "LTC Corp," d.b.a. "LTC Corp Ohio," d.b.a. "LTC Ohio"	O'Brien, James Michael, a.k.a. "James Michael Wienert"
Anwari, Rafi	Toltest/Desbuild Germany JV LLC	Tamerlane Global Services Inc., d.b.a. "Tamerlane Global LLC," d.b.a. "Tamerlane LLC," d.b.a. "Tamerlane Technologies LLC"
Arghandiwal, Zahra, a.k.a. "Sarah Arghandiwal"	Veterans Construction/Lakeshore JV LLC	Sherzai, Akbar Ahmed*
Azizi, Farwad, a.k.a. "Farwad Mohammad Azizi"	Afghan Royal First Logistics, d.b.a. "Afghan Royal"	Jean-Noel, Dimitry
Bashizada, Razia	American Barriers	Hampton, Seneca Darnell*
Coates, Kenneth	Arakozia Afghan Advertising	Dennis, Jimmy W.
Gibani, Marika	Dubai Armored Cars	Timor, Karim
Haidari, Mahboob	Enayatullah, son of Hafizullah	Wardak, Khalid
Latifi, Abdul	Farhas, Ahmad	Rahmat Siddiqi Transportation Company
McCammon, Christina	Inland Holdings Inc.	Siddiqi, Rahmat
Mohibzada, Ahmadullah, a.k.a. "Ahmadullah Mohebzada"	Intermaax, FZE	Siddiqi, Sayed Attallah
Neghat, Mustafa	Intermaax Inc.	Umbrella Insurance Limited Company
Qurashi, Abdul	Karkar, Shah Wali	Taylor, Michael
Raouf, Ashmatullah	Sandman Security Services	Gardazi, Syed
Shah, David	Siddiqi, Atta	Smarasinghage, Sagara
Touba, Kajim	Specialty Bunkering	Security Assistance Group LLC
Zahir, Khalid	Spidle, Chris Calvin	Edmondson, Jeffrey B.*
Aryubi, Mohammad Raza Samim	Vulcan Amps Inc.	Montague, Geoffrey K.*
Atlas Sahil Construction Company	Worldwide Cargomasters	Ciampa, Christopher*
Bab Al Jazeera LLC	Aziz, Haji Abdul, a.k.a. "Abdul Aziz Shah Jan," a.k.a. "Aziz"	Lugo, Emanuel*
Emar-E-Sarey Construction Company	Castillo, Alfredo, Jr.	Bailly, Louis Matthew*
Muhammad, Pianda	Abbasi, Asim	Kumar, Krishan
Sambros International, d.b.a. "Sambros International Ltd" d.b.a. "Sambros-UK JV"	Muturi, Samuel	Marshal Afghan American Construction Company
Sambros JV Emar-E-Sarey Construction Company, d.b.a. "Sambros JV ESCC"	Mwakio, Shannel	Marshal, Sayed Abbas Shah
Antes, Bradley A.	Ahmad, Jaweed	Masraq Engineering and Construction Company
Lakeshore Engineering & Construction Afghanistan Inc., d.b.a. "Lakeshore General Contractors Inc."	Ahmad, Masood	Miakhil, Azizullah
Lakeshore Engineering Services Inc.	A & J Total Landscapes	Raj, Janak
Lakeshore Engineering Services/Toltest JV LLC	Aryana Green Light Support Services	Singh, Roop
Lakeshore Toltest - Rentenbach JV LLC	Mohammad, Sardar, a.k.a. "Sardar Mohammad Barakzai"	Stratton, William G
Lakeshore Toltest Corporation, d.b.a. "Lakeshore Group," d.b.a. "LTC Newco d.b.a. "LTC CORP Michigan," d.b.a. "Lakeshore Toltest KK"	Pittman, James C., a.k.a. "Carl Pittman"	Umeer Star Construction Company
Lakeshore Toltest Guam LLC	Poapuni, Clayton	Zahir, Mohammad Ayub
Lakeshore Toltest JV LLC	Wiley, Patrick	Peace Thru Business*
Lakeshore Toltest RRCC JV LLC	Crystal Island Construction Company	Pudenz, Adam Jeff Julias*
Lakeshore/Walsh JV LLC	Bertolini, Robert L.*	Green, Robert Warren*
LakeshoreToltest METAG JV LLC	Kahn, Haroon Shams, a.k.a. "Haroon Shams"*	Mayberry, Teresa*
LTC & Metawater JV LLC	Shams Constructions Limited*	Addas, James*
LTC Holdings Inc.	Shams General Services and Logistics Unlimited*	Advanced Ability for U-PVC*
LTC Italia SRL	Shams Group International, d.b.a. "Shams Group International FZE"*	Al Bait Al Amer*
LTC Tower General Contractors LLC	Shams London Academy*	Al Iraq Al Waed*
LTCCORP Commercial LLC	Shams Production*	Al Quraishi Bureau*
LTCCORP E&C Inc.	Shams Welfare Foundation*	Al Zakoura Company*
LTCCORP Government Services - OH Inc.	Swim, Alexander*	
LTCCORP Government Services Inc.	Norris, James Edward	
LTCCORP Government Services-MI Inc.	Afghan Columbia Constructon Company	
LTCCORP O&G LLC	Ahmadi, Mohammad Omid	
LTCCORP Renewables LLC	Dashti, Jamsheed	
LTCCORP Inc.	Hamdard, Eraj	
LTCCORP/Kaya Djibouti LLC		
LTCCORP/Kaya East Africa LLC		

# APPENDICES

TABLE D.1 (CONTINUED)

<b>SPECIAL ENTITY DESIGNATIONS, SUSPENSIONS, AND DEBARMENTS AS OF JUNE 30, 2018 (CONTINUED)</b>		
<b>Debarments (continued)</b>		
Al-Amir Group LLC*	Aimal, Son of Masom	Morgan, Sheldon J.*
Al-Noor Contracting Company*	Ajmal, Son of Mohammad Anwar	Dixon, Regionald
Al-Noor Industrial Technologies Company*	Fareed, Son of Shir	Emmons, Larry
California for Project Company*	Fayaz Afghan Logistics Services	Epps, Willis*
Civilian Technologies Limited Company*	Fayaz, Afghan, a.k.a. "Fayaz Alimi"; a.k.a. "Fayaz, Son of Mohammad"	Etihad Hamidi Group; d.b.a. "Etihad Hamidi Trading, Transportation, Logistics and Construction Company"
Industrial Techniques Engineering Electromechanically Company*	Gul, Khuja	Etihad Hamidi Logistics Company; d.b.a. "Etihad Hamidi Transportation, Logistic Company Corporation"
Pena, Ramiro*	Habibullah, Son of Ainuddin	Hamidi, Abdul Basit; a.k.a. Basit Hamidi
Pulsars Company*	Hamidullah, Son of Abdul Rashid	Kakar, Rohani; a.k.a. "Daro Khan Rohani"
San Francisco for Housing Company	Haq, Fazal	Mohammad, Abdullah Nazar
Sura Al Mustakbal*	Jahangir, Son of Abdul Qadir	Nasir, Mohammad
Top Techno Concrete Batch*	Kaka, Son of Ismail	Wali Eshaq Zada Logistics Company; d.b.a. "Wali Ashqa Zada Logistics Company"; d.b.a. "Nasert Nawazi Transportation Company"
Albright, Timothy H.*	Khalil, Son of Mohammad Ajan	Ware, Marvin*
Insurance Group of Afghanistan	Khan, Mirullah	Belgin, Andrew
Ratib, Ahmad, a.k.a. "Nazari"	Khan, Mukamal	Afghan Bamdad Construction Company, d.b.a. "Afghan Bamdad Development Construction Company"
Jamil, Omar K.	Khoshal, Son of Sayed Hasan	Areeb of East Company for Trade & Farzam Construction Company JV
Rawat, Ashita	Malang, Son of Qand	Areeb of East for Engineering and General Trading Company, Limited, d.b.a. "Areeb of East LLC"
Qadery, Abdul Khaili	Masom, Son of Asad Gul	Areeb-BDCC JV
Casellas, Luis Ramon*	Mateen, Abdul	Areebel Engineering and Logisitics - Farzam
Saber, Mohammad a.k.a. "Saber", a.k.a. "Sabir"	Mohammad, Asghar	Areebel Engineering and Logistics
Zahir, Shafiullah Mohammad a.k.a. "Shafiullah", a.k.a. "Shafie"	Mohammad, Baqi	Areeb-Rixon Construction Company LLC, d.b.a. "Areeb-REC JV"
Achiever's International Ministries Inc., d.b.a. "Center for Achievement and Development LLC"	Mohammad, Khial	Carver, Elizabeth N.
Bickersteth, Diana	Mohammad, Sayed	Carver, Paul W.
Bonview Consulting Group Inc.	Mujahid, Son of Abdul Qadir	RAB JV
Fagbenro, Oyeyayo Ayoola, a.k.a. "Tayo Ayoola Fagbenro"	Nangiali, Son of Alem Jan	Ullah, Izat; a.k.a. "Ezatullah"; a.k.a. "Izatullah, son of Shamsudeen"
Global Vision Consulting LLC	Nawid, Son of Mashoq	Saboor, Baryalai Abdul; a.k.a. "Barry Gafuri"
HUDA Development Organization	Noorullah, Son of Noor Mohammad	Stratex Logistic and Support, d.b.a. "Stratex Logistics"
Strategic Impact Consulting, d.b.a. "Strategic Impact KarKon Afghanistan Material Testing Laboratory"	Qayoum, Abdul	Jahanzeb, Mohammad Nasir
Davies, Simon	Roz, Gul	Nasrat, Zaulhaq, a.k.a. "Zia Nasrat"
Gannon, Robert, W.	Shafiq, Mohammad	Blevins, Kenneth Preston*
Gillam, Robert	Shah, Ahmad	Banks, Michael*
Mondial Defence Systems Ltd.	Shah, Mohammad	Afghan Armor Vehicle Rental Company
Mondial Defense Systems USA LLC	Shah, Rahim	Hamdard, Javid
Mondial Logistics	Sharif, Mohammad	McAlpine, Nebraska
Khan, Adam	Waheedullah, Son of Sardar Mohammad	Meli Afghanistan Group
Khan, Amir, a.k.a. "Amir Khan Sahel"	Wahid, Abdul	Badgett, Michael J.*
Sharq Afghan Logistics Company, d.b.a. "East Afghan Logistics Company"	Wais, Gul	Miller, Mark E.
Hafizullah, Sayed; a.k.a. "Sadat Sayed Hafizullah"; a.k.a. "Sayed Hafizullah Delsooz"	Wali, Khair	Anderson, William Paul
Sadat Zohori Construction and Road Building Company; d.b.a. "Sadat Zohori Cons Co."	Wali, Sayed	Kazemi, Sayed Mustafa, a.k.a. "Said Mustafa Kazemi"
Abdullah, Son of Lal Gul	Wali, Taj	
Ahmad, Aziz	Yaseen, Mohammad	
Ahmad, Zubir	Yaseen, Son of Mohammad Ajan	
	Zakir, Mohammad	
	Zamir, Son of Kabir	
	Rogers, Sean	
	Slade, Justin	

## APPENDIX E

### SIGAR DATA CALL QUESTIONS THAT RECEIVED CLASSIFIED OR UNCLASSIFIED BUT NOT PUBLICLY RELEASABLE RESPONSES

Every quarter, SIGAR sends U.S. implementing agencies in Afghanistan a list of questions about their programs. This quarter, United States Forces-Afghanistan (USFOR-A) classified, or designated unclassified but not publicly releasable, its responses to the **bolded** portions of 12 questions (down one since last quarter) from SIGAR’s data call (below). As authorized by its enabling statute, SIGAR will publish a classified annex containing the classified and publicly unreleasable data.

#### SECURITY

Question ID	Question
Jul-Sec-01	<p>1. Please provide the following information on ANA strength as of May 28, 2018 (or latest available date):</p> <ul style="list-style-type: none"> <li><b>a. the most recent three ANA PASR month-end reports with “as of” dates on each.</b></li> <li>b. please complete the attached ANA Strength spreadsheets. There are two. One for unclassified strength data (<b>e.g. authorized strength broken out separately from assigned strength if authorized is unclassified by itself</b>) and one for classified. (<b>Attachment Sec-01.xls, Sec-01a.xls</b>)</li> <li>c. total number of officers, NCOs, and enlisted personnel within the ANA.</li> <li>d. monthly attrition rates for the last three months for the ANA by Corps, Division, SOF, and AAF with “as of” dates provided.</li> </ul> <p>2. Please provide an unclassified description of general ANA attrition trends over the last quarter.</p> <p>3. Please provide rounded strength figures for the ANA, AAF, and ANA and AAF civilians if you are unable to provide any data in the unclassified Sec-01 spreadsheet.</p> <p>4. The strength of ANA non-civilian personnel declined by roughly 5,000 personnel from January 2017 to January 2018. Please provide in an unclassified and releasable format:</p> <ul style="list-style-type: none"> <li>a. What are the main causes for this decline (in order of importance)</li> <li>b. What specifically is being done to mitigate further personnel losses for each cause identified in part a.</li> </ul>
Jul-Sec-04	<ul style="list-style-type: none"> <li>a. Now that the SFABs have been pushed below the Corps and Zone level, what has changed about the extent to which U.S. forces have visibility into the ANDSF units/pillars tactical and operational readiness and tactical effectiveness?</li> <li><b>b. Please provide a recent unclassified assessment of the ANDSF elements at the Corps and Zone level as well as below if possible. The assessment can be general or anecdotal, but please cover key performance areas such as reporting, training, planning, operational readiness, and leadership.</b></li> <li><b>c. Please provide a recent, classified comprehensive assessment of the ANDSF Corps and Zones via SIPR. We will provide examples of these assessments via NIPR/SIPR.</b></li> <li><b>d. To what extent have ANDSF leaders abided by their goals and plans in their 2018-2019 annual operational plan? Did they do so autonomously? If not, how much input was required from U.S. and Coalition advisors? What is the mechanism for advisors to track the ANDSF’s progress toward achieving and complying with their operational plan?</b></li> </ul>
Jul-Sec-08	<p>1. Please provide the following information on ANP strength as of May 28, 2018 (or latest available date):</p> <ul style="list-style-type: none"> <li><b>a. the most recent three ANP PERSTAT month-end reports with “as of” dates on each.</b></li> <li>b. please complete the attached ANP Strength spreadsheets. There are two. One for unclassified strength data (<b>e.g. authorized strength broken out separately from assigned strength if authorized is unclassified by itself</b>) and one for classified. (<b>Attachment Sec-08.xls, Sec-08a.xls</b>)</li> <li>c. total number of officers, NCOs, and enlisted personnel within the ANP</li> <li><b>d. monthly attrition rates for the last three months for the entire ANP and by ANP component with “as of dates” included. (see example attached for how we would like the data presented)</b></li> </ul> <p>2. Please provide an unclassified description of general ANP attrition trends over the last quarter.</p> <p>3. Please provide rounded strength figures for the ANP, including each pillar if you are unable to provide any data in the unclassified Sec-08 spreadsheet.</p>

*Continued on the next page*

# APPENDICES

## SECURITY

Question ID	Question
Jul-Sec-14	<p>Please provide an update on the Afghan Local Police program, including:</p> <ul style="list-style-type: none"><li>a. the current number of ALP members and current number of ALP members that are fully trained (include "as of" date)</li><li>b. estimate of likely Fiscal Year 2018 costs to support and sustain the ALP at target strength (30,000) and capability</li><li><b>c. retention and attrition for ALP members.</b></li><li><b>d. ALP casualty figures from the last quarter.</b></li><li>e. an update to the ALP reform status and district assessment findings</li><li>f. What percentage of the ALP force is registered in: AHRIMS, APPS, EFT, and Mobile Money. What is currently being done to ensure ALP enrollment in these programs increases?</li></ul>
Jul-Sec-18	<p><b>Please provide the following information on the Ministry assessment system and processes:</b></p> <ul style="list-style-type: none"><li><b>a. Please provide a recent, unclassified assessment of the MOD and MOI as well as the date of the assessments. Please generally characterize how the MOD and MOI are progressing toward their benchmarks for the new PMR.</b></li><li><b>b. Please provide a copy of the most recent classified, comprehensive MOD/MOI assessments via SIPR with an 'as of' date. If there is more detailed classified information about how each ministry is progressing toward its PMR benchmarks, please provide it.</b></li></ul>
Jul-Sec-23	<p>Please provide information on insider attacks against Coalition Forces and ANDSF casualties, including:</p> <ul style="list-style-type: none"><li>a. the number of insider attacks against U.S. military personnel from February 10, 2018 to the latest possible date.</li><li>b. the number of U.S. military personnel wounded or killed from insider attacks from February 10, 2018 to the latest possible date.</li><li>c. the number of insider attacks against ANDSF from February 10, 2018 to the latest possible date.</li><li>d. the number of ANDSF personnel wounded or killed as a result of insider attacks from February 10, 2018 to the latest possible date.</li><li><b>e. the number of ANDSF personnel killed and wounded from February 10, 2018 to the latest possible date.</b></li></ul>
Jul-Sec-26	<p>Regarding USG support to the Special Mission Wing (SMW):</p> <ul style="list-style-type: none"><li>a. Please provide a recent comprehensive unclassified update of the SMW as of May 31, 2018 (or latest possible date).</li><li><b>b. Please identify each type of aircraft in the SMW inventory and the number of each.</b></li><li><b>c. Please provide the number of aircraft purchased but not yet fielded.</b></li><li>d. Please complete the attached ANDSF spreadsheet/SMW tab, or provide the applicable data. (Sec-26 tab in "ANDSF Personnel, Equip, Funding Spreadsheet")</li><li><b>e. What percentage of the SMW sorties are in support of counternarcotics? of counterterrorism? or, counternexus (CN &amp; CT)?</b></li><li><b>f. How many aircrew members does the SMW currently have, by crew position and airframe? Please break out their level of mission qualification (e.g. Certified Mission Ready (night-vision qualified), the daytime equivalent, etc.):</b><ul style="list-style-type: none"><li><b>1) Mi-17 Pilots and Pilot Trainers</b></li><li><b>2) Mi-17 Flight Engineers</b></li><li><b>3) Mi-17 Crew Chiefs</b></li><li><b>4) PC-12 Pilots</b></li><li><b>5) PC-12 Mission System Operators</b></li></ul></li><li><b>g. Please provide the operational readiness rate of the SMW and what the achievement benchmarks are in this area.</b></li></ul>
Jul-Sec-40	<ul style="list-style-type: none"><li><b>a. Please provide the ANA Corps' equipment operational readiness (OR) rates.</b></li><li><b>b. Please provide the goal OR rate for each ANA corps, and the reasoning for that OR benchmark.</b></li><li><b>c. If the OR rate is below the benchmark for some corps, please explain why for each corps and what actions are being taken to support the ANDSF to increase the OR rate.</b></li><li><b>d. Please provide the OR rate or similar metric for the ANP by zone, including the benchmark OR rates by zone. If the rates are below benchmark, please explain why by zone.</b></li><li><b>e. Please provide a general, unclassified assessment equipment readiness for both the ANA and the ANP.</b></li></ul>

*Continued on the next page*



# APPENDICES

## SECURITY

Question ID	Question
Jul-Sec-61	<p><b>Provide a spreadsheet documenting all concluded ANDSF offensive operations conducted during the quarter (each concluded operation should be its own row). For our purposes, an operation involves (1) at least one ANA kandak or (2) a combination of units from at least two Afghan security entities (MOI, MOD, and/or NDS). For each operation, we request the following information:</b></p> <ol style="list-style-type: none"><li>the district in which the operation primarily occurred (District name)</li><li>the province in which the operation primarily occurred (Province name)</li><li>any additional districts in which the operation occurred (District name(s))</li><li>the start date of the operation (YYYY-MM-DD)</li><li>the end date of the operation (YYYY-MM-DD)</li><li>whether AAF A-29s provided direct support during the operation (Yes/No)</li><li>whether AAF MD-530s provided direct support during the operation (Yes/No)</li><li>whether ANASOC MSFVs provided direct support during the operation (Yes/No)</li><li>whether the operation involved ANA units (Yes/No)</li><li>whether the operation involved MOI units (Yes/No)</li><li>whether the operation involved NDS units (Yes/No)</li><li>whether the operation involved ANASOC units (Yes/No)</li><li>whether the operation involved elements from an outside MOD geographically defined command (i.e. 201, 203, 205, 207, 209, or 215 Corps or 111 Division). For example, in 2015, 215th Corps received support from the neighboring 205th and 207th Corps for their operations in northern Helmand Province. Since 205th and 207th Corps did not normally have responsibilities in Helmand Province, this instance would be coded "Yes". (Yes/No)</li><li>whether the operation involved elements from an outside MOI geographically defined command (i.e. 101, 202, 303, 404, 505, 606, 707, or 808 Zones) (Yes/No)</li></ol>

## GOVERNANCE

Question ID	Question
Jul-AC-05	<ol style="list-style-type: none"><li>Please describe the methods and data CSTC-A uses to assess the current state of ANDSF corruption and patronage networks.<ol style="list-style-type: none"><li>What is CSTC-A's assessment of the current state of ANDSF corruption and patronage networks?</li><li>Please provide the number, rank, unit, and a summary of sentencing for MOD and MOI personnel that have been tried by court martial during the reporting period for crimes related to misappropriation or corruption.</li></ol></li><li>Please describe how CSTC-A assess the effectiveness of MOI IG and MOD IG efforts:<ol style="list-style-type: none"><li>(For MOI-MAG and MOD-MAG) Describe actions taken during the quarter by senior MOD and MOI officials in response to MOD IG- and MOI IG-identified issues. Do senior MOD and MOI officials appear to</li><li>(TAO) Describe the quality of MOD IG and MOI IG inspections reports, including the statements of assurance.</li></ol></li><li>Please provide any minutes, handouts, slides, or additional materials provided to participants of the MOD and MOI Anti-Corruption Planning Group as well as any other anti-corruption forums/meetings in which CSTC-A EF2 participates. The MOD and MOI Anti-Corruption Planning Groups were defined in the 1395 MOD and MOI commitment letters as being included in the MOD and MOI Anti-Corruption Plans. If these forums do not exist, but another forum exists that carries out a similar function, please provide the requested materials that relate to the alternative forums.</li><li><b>Please provide copies of any MOI IG and MOD IG inspection or audit reports (or summaries if the reports are not available) involving U.S.-funded efforts that have been made available to CSTC-A (EF 2) this quarter. (Since these documents are Afghan government in origin, provide an Afghan government point of contact--preferably email--with whom we can consult for the public releasability of information contained in these items).</b></li><li><b>Provide copies of the following items (if generated or updated during the quarter) (Since many of these documents are Afghan government in origin, provide an Afghan government point of contact--preferably email--with whom we can consult for the public releasability of information contained in these items):</b><ol style="list-style-type: none"><li>MOI IG and MOD IG monthly status of investigations reports</li><li>MOI Transparency, Accountability, and Law Enforcement (TALE) and MOD CAC meeting agendas and outcome reports</li><li>MOD and MOI Counter Corruption Policies</li><li>Any monitoring and evaluation data (including indicator definition, baselines, collection methodology, and progress to date) related to Objective 2.2 (Strengthen transparency and accountability to combat corruption in the MoIA and ANP) defined in the December 2017 MoIA Strategic Policy</li></ol></li></ol>

*Continued on the next page*

# APPENDICES

## GOVERNANCE

Question ID	Question
Jul-Gov-16	<ol style="list-style-type: none"><li><b>1. Provide copies of the following documents related to the Security Sector Commitments of the U.S. - Afghanistan Benchmarks (if generated or updated during the quarter):</b><ol style="list-style-type: none"><li><b>a. Matrices defining benchmarks and deadlines</b></li><li><b>b. Any documents that track (either on an individual benchmark or matrix level) Afghan government progress in meeting the benchmarks</b></li><li><b>c. Any documents provided by the Afghan government that support USFOR-A's determination of progress in meeting the benchmarks.</b></li><li><b>d. Any minutes, handouts, slides, or additional materials provided to participants of the U.S.-Afghanistan Security Compact Joint Committee Meeting.</b></li></ol></li><li>2. Please provide copies of the following documents related to the "Enduring Strategic Partnership Agreement between the United States of America and the Islamic Republic of Afghanistan" (if generated or updated during the quarter):<ol style="list-style-type: none"><li>a. Any minutes, handouts, slides, reports, or additional materials resulting from the U.S.-Afghanistan Working Group on Defense and Security</li><li>b. Any minutes, handouts, slides, reports, or additional materials resulting from the Afghanistan-United States Bilateral Security Consultative Forum</li></ol></li></ol>

## COUNTERNARCOTICS

Question ID	Question
Jul-CN-12 (modification)	<ol style="list-style-type: none"><li>1. What impact has been the bombing campaign against insurgent finance operations/narcotics facilities? How does USFOR-A determine the effectiveness of that bombing campaign?</li><li><b>2. According to USFOR-A/RS, what are the bombing campaign's achievements against counterinsurgent finance operations during the reporting period?</b></li><li>3. In addition to U.S. efforts, provide the number of Afghan Air Force (AAF) missions flown in support of the U.S. bombing campaign against narcotics facilities and the results of those missions. Provide the number of missions aborted by the AAF.</li><li>4. Does USFOR-A use the export price of opium to quantify the amount of revenue denied to drug trafficking organizations? Last quarter, USFOR-A/RS informed SIGAR that 20% of the total estimated value of destroyed contraband in the labs was attributed as revenue denied to the Taliban. <b>Please provide additional information on how the financial value of the destroyed drug labs is calculated: what are the values/percentages used for each stage of the narcotics value chain?</b></li><li>5. What defines a small, medium, or large narcotics facility?</li></ol>

USFOR-A/RS provided classified answers to some of the above questions last quarter though some of the data is publicly available on the NATO RS website. For instance, please refer to Major General James Hecker 2/7/2018 Press briefing which discusses Afghan Air Force air strikes <https://rs.nato.int/news-center/transcripts/dod-press-briefing-by-major-general-hecker-from-kabul.aspx> and "U.S. airstrikes against Taliban revenue expand to western Afghanistan" <https://rs.nato.int/news-center/press-releases/2018-press-releases/us-airstrikes-against-taliban-revenue-expand-to-western-afghanistan.aspx> which provides the number of narcotics production facilities struck since the beginning of the campaign.

## APPENDIX F

**RESOLUTE SUPPORT-DEFINED STABILITY DATA FOR  
AFGHANISTAN'S 407 DISTRICTS AS OF MAY 15, 2018**

For more information on the Resolute Support methodology for determining district stability, see the February 2018 Addendum of the January 30, 2018 quarterly report at [www.sigar.mil](http://www.sigar.mil).

## UNCLASSIFIED

Province	District	May 2018 Assessment	Area [km <sup>2</sup> ] (Landscan)	Population (Landscan 2016)
Badakhshan	Arghanj Khwah	GIROA Influence	730.9	20492
Badakhshan	Argo	GIROA Influence	1054.1	110991
Badakhshan	Baharak	Contested	323.5	36413
Badakhshan	Darayim	GIROA Influence	560.6	75718
Badakhshan	Darwaz-e Bala	GIROA Influence	1335.2	27926
Badakhshan	Darwaz-e Pa'in	GIROA Influence	1223.8	33696
Badakhshan	Faizabad	GIROA Influence	493.8	73334
Badakhshan	Ishkashim	Contested	1133.5	16925
Badakhshan	Jurm	INS Activity	1227.0	47141
Badakhshan	Khash	Contested	255.2	46438
Badakhshan	Khwahan	GIROA Influence	735.3	21415
Badakhshan	Kiran wa Munjan	Contested	5218.8	12245
Badakhshan	Kishim	Contested	769.8	102022
Badakhshan	Kohistan	GIROA Influence	492.2	20597
Badakhshan	Kuf Ab	GIROA Influence	1418.3	28214
Badakhshan	Raghistan	Contested	1297.3	49750
Badakhshan	Shahr-e Buzurg	GIROA Influence	977.1	65393
Badakhshan	Shighnan	GIROA Influence	3529.4	35084
Badakhshan	Shiki	Contested	620.0	31670
Badakhshan	Shuhada	Contested	1557.6	43300
Badakhshan	Tagab	Contested	1399.9	35260
Badakhshan	Tashkan	GIROA Influence	843.0	36945
Badakhshan	Wakhan	GIROA Influence	10946.0	19402
Badakhshan	Warduj	High INS Activity	886.8	27332
Badakhshan	Yaftal-e Suffa	GIROA Influence	602.9	66118
Badakhshan	Yamgan	High INS Activity	1761.0	31831
Badakhshan	Yawan	GIROA Influence	441.5	40294
Badakhshan	Zaybak	Contested	1620.5	10014
Badghis	Ab-e Kamari	GIROA Influence	1804.5	91537
Badghis	Jawand	GIROA Influence	7130.5	99794
Badghis	Muqur	Contested	1258.5	33260

*Continued on the next page*

# APPENDICES

## UNCLASSIFIED

Province	District	May 2018 Assessment	Area [km <sup>2</sup> ] (Landscan)	Population (Landscan 2016)
Badghis	Murghab	Contested	4455.9	120964
Badghis	Qadis	GIROA Influence	3451.0	116589
Badghis	Qal'ah-ye Now	GIROA Control	656.8	77919
Badghis	Ghormach	INS Activity	1952.2	67762
Baghlan	Andarab	GIROA Influence	1019.9	33013
Baghlan	Baghlan-e Jadid	Contested	2596.4	217377
Baghlan	Burkah	Contested	835.7	65778
Baghlan	Dahanah-ye Ghori	High INS Activity	1453.4	73690
Baghlan	Deh-e Salah	Contested	453.2	38395
Baghlan	Doshi	Contested	1942.5	88384
Baghlan	Firing wa Gharu	Contested	240.5	20731
Baghlan	Gozargah-e Nur	Contested	417.2	12664
Baghlan	Khinjan	Contested	1016.6	33771
Baghlan	Khost wa Firing	Contested	1890.1	79035
Baghlan	Khwahjah Hijran	Contested	653.2	30106
Baghlan	Nahrin	Contested	983.8	87001
Baghlan	Pul-e Hisar	Contested	888.6	35112
Baghlan	Pul-e Khumri	Contested	532.6	266998
Baghlan	Talah wa Barfak	Contested	2879.5	38456
Balkh	Balkh	GIROA Control	540.6	152743
Balkh	Chahar Bolak	Contested	515.7	101866
Balkh	Chahar Kent	GIROA Control	1076.4	54531
Balkh	Chimtal	Contested	1809.5	116238
Balkh	Dehdadi	GIROA Control	258.7	83940
Balkh	Dowlatabad	GIROA Control	1643.0	130488
Balkh	Kaldar	GIROA Control	831.1	14088
Balkh	Khulm	GIROA Control	3009.4	89532
Balkh	Kishindeh	GIROA Control	1181.7	60419
Balkh	Marmul	GIROA Control	560.9	14086
Balkh	Mazar-e Sharif	GIROA Control	28.1	458987
Balkh	Nahr-e Shahi	GIROA Control	1144.6	97873
Balkh	Shahrak-e Hairatan	GIROA Control	82.1	10646
Balkh	Sholgarah	GIROA Control	1790.8	144102
Balkh	Shor Tepah	GIROA Control	1457.9	49394
Balkh	Zari	GIROA Control	833.5	54115
Bamyan	Bamyan	GIROA Control	1797.3	101519
Bamyan	Kahmard	GIROA Control	1407.3	45291
Bamyan	Panjab	GIROA Control	1888.7	85939
Bamyan	Sayghan	GIROA Control	1732.1	30258
Bamyan	Shaybar	GIROA Control	1298.4	36712
Bamyan	Waras	GIROA Control	2975.8	136654

Continued on the next page

# APPENDICES

## UNCLASSIFIED

Province	District	May 2018 Assessment	Area [km <sup>2</sup> ] (Landscan)	Population (Landscan 2016)
Bamyan	Yakawlang	GIROA Control	6778.6	112870
Daykundi	Gayti	GIROA Control	1461.6	43803
Daykundi	Gizab	GIROA Control	3672.2	83470
Daykundi	Ishtarlay	GIROA Control	1349.8	60117
Daykundi	Kajran	GIROA Control	1840.2	43004
Daykundi	Khedir	GIROA Control	1551.0	56032
Daykundi	Mir Amor	GIROA Control	2382.8	77982
Daykundi	Nili	GIROA Control	549.2	51027
Daykundi	Sang-e Takht	GIROA Control	1923.1	63336
Daykundi	Shahristan	GIROA Control	1954.1	82880
Farah	Anar Darah	GIROA Influence	10618.7	34876
Farah	Bakwah	Contested	2435.7	44327
Farah	Bala Boluk	Contested	5531.6	89478
Farah	Farah	GIROA Influence	3443.8	142134
Farah	Gulistan	Contested	7051.6	54002
Farah	Khak-e Safed	Contested	1842.0	37477
Farah	Lash-e Juwayn	GIROA Control	5422.2	35022
Farah	Pur Chaman	GIROA Influence	6441.2	65649
Farah	Pusht-e Rod	Contested	433.3	51271
Farah	Qal'ah-ye Kah	GIROA Influence	3549.7	38539
Farah	Shayb Koh	GIROA Control	2794.1	27777
Faryab	Almar	INS Activity	1589.2	91080
Faryab	Andkhoy	GIROA Influence	376.8	49754
Faryab	Bal Chiragh	Contested	1126.4	62592
Faryab	Dowlatabad	GIROA Influence	2728.7	61554
Faryab	Gurziwan	Contested	1868.3	94558
Faryab	Khan-e Chahar Bagh	GIROA Influence	942.3	28408
Faryab	Khwajah Sabz Posh	GIROA Influence	556.5	68113
Faryab	Kohistan	INS Activity	2308.8	68924
Faryab	Maimanah	GIROA Influence	147.5	105495
Faryab	Pashtun Kot	Contested	2689.4	229639
Faryab	Qaisar	INS Activity	2545.0	179682
Faryab	Qaram Qol	GIROA Influence	1068.9	21522
Faryab	Qurghan	GIROA Influence	811.3	63624
Faryab	Shirin Tagab	GIROA Influence	1961.4	101530
Ghazni	Ab Band	GIROA Influence	1005.4	34496
Ghazni	Ajristan	Contested	1602.1	37127
Ghazni	Andar	Contested	708.7	156449
Ghazni	Bahram-e Shahid	GIROA Influence	653.8	45049
Ghazni	Deh Yak	GIROA Influence	723.6	61282
Ghazni	Gelan	Contested	1110.8	72312

Continued on the next page

# APPENDICES

## UNCLASSIFIED

Province	District	May 2018 Assessment	Area [km <sup>2</sup> ] (Landscan)	Population (Landscan 2016)
Ghazni	Ghazni	GIROA Control	359.6	203282
Ghazni	Giro	Contested	885.1	45977
Ghazni	Jaghuri	GIROA Influence	2092.7	213819
Ghazni	Khwajah Omari	Contested	209.1	23865
Ghazni	Malistan	GIROA Influence	1780.2	102279
Ghazni	Muqer	GIROA Influence	866.4	62853
Ghazni	Nawah	High INS Activity	1665.6	37200
Ghazni	Nawur	GIROA Influence	5219.1	118818
Ghazni	Qarah Bagh	Contested	1646.4	185049
Ghazni	Rashidan	GIROA Influence	387.9	22441
Ghazni	Waghaz	Contested	391.7	46844
Ghazni	Wali Muhammad Shahid Khugyani	GIROA Influence	140.8	22296
Ghazni	Zanakhan	Contested	301.7	15824
Ghor	Chaghcharan	GIROA Influence	7715.7	169835
Ghor	Chahar Sadah	Contested	1296.8	32450
Ghor	Do Lainah	GIROA Influence	4597.1	45123
Ghor	Dowlatyar	GIROA Influence	1701.1	43073
Ghor	La' l wa Sar Jangal	GIROA Control	3878.0	139412
Ghor	Pasaband	GIROA Influence	4550.1	118507
Ghor	Saghar	GIROA Control	2657.6	43264
Ghor	Shaharak	GIROA Influence	4340.7	74517
Ghor	Taywarah	GIROA Influence	3667.4	114694
Ghor	Tulak	GIROA Influence	2708.1	64143
Helmand	Baghran	High INS Activity	3156.3	80844
Helmand	Dishu	High INS Activity	9118.5	23989
Helmand	Garm Ser	INS Activity	16654.6	111611
Helmand	Kajaki	INS Activity	1957.0	90479
Helmand	Lashkar Gah	GIROA Influence	2000.0	136760
Helmand	Marjah	INS Activity	2718.2	75272
Helmand	Musa Qal'ah	High INS Activity	1719.6	74458
Helmand	Nad 'Ali	Contested	3168.0	71271
Helmand	Nahr-e Saraj	Contested	1535.8	143591
Helmand	Nawah-ye Barakzai	GIROA Influence	625.2	121479
Helmand	Now Zad	High INS Activity	4072.6	63368
Helmand	Reg-e Khan Neshin	High INS Activity	7361.0	25447
Helmand	Sangin	INS Activity	516.8	73926
Helmand	Washer	Contested	4617.2	19657
Herat	Adraskan	GIROA Influence	9979.0	67627
Herat	Chisht-e Sharif	GIROA Influence	2506.4	29463
Herat	Farsi	GIROA Influence	2040.2	38391
Herat	Ghorian	GIROA Influence	7328.1	111316

Continued on the next page



# APPENDICES

## UNCLASSIFIED

Province	District	May 2018 Assessment	Area [km <sup>2</sup> ] (Landscan)	Population (Landscan 2016)
Herat	Gulran	GIROA Influence	6099.6	118089
Herat	Guzarah	GIROA Control	2656.9	181985
Herat	Herat	GIROA Control	83.3	507284
Herat	Injil	GIROA Control	1392.6	389267
Herat	Karukh	GIROA Control	1994.5	82446
Herat	Kohsan	GIROA Control	2234.7	67707
Herat	Kushk	GIROA Influence	2885.3	155666
Herat	Kushk-e Kuhnah	GIROA Influence	1660.8	56876
Herat	Obeh	GIROA Influence	2623.4	94805
Herat	Pashtun Zarghun	GIROA Influence	1898.0	125058
Herat	Shindand	INS Activity	6995.8	225454
Herat	Zindah Jan	GIROA Control	2524.7	74827
Jowzjan	Aqchah	GIROA Influence	155.7	96004
Jowzjan	Darzab	INS Activity	478.4	61471
Jowzjan	Faizabad	Contested	1180.6	51171
Jowzjan	Khamyab	GIROA Influence	869.8	17002
Jowzjan	Khanaqa	GIROA Influence	488.0	30117
Jowzjan	Khwajah Do Koh	GIROA Influence	2076.9	32809
Jowzjan	Mardian	GIROA Influence	707.3	47475
Jowzjan	Mingajik	GIROA Influence	882.1	53406
Jowzjan	Qarqin	GIROA Influence	1234.6	31213
Jowzjan	Qush Tepah	INS Activity	881.4	30444
Jowzjan	Shibirghan	GIROA Influence	2165.2	205075
Kabul	Bagrami	GIROA Control	279.5	77652
Kabul	Chahar Asyab	GIROA Influence	257.4	47078
Kabul	Deh-e Sabz	GIROA Influence	461.5	63317
Kabul	Farzah	GIROA Control	89.6	30074
Kabul	Gul Darah	GIROA Control	75.7	26670
Kabul	Istalif	GIROA Control	109.4	38810
Kabul	Kabul	GIROA Control	349.9	4592173
Kabul	Kalakan	GIROA Control	74.9	43220
Kabul	Khak-e Jabar	GIROA Influence	584.7	18139
Kabul	Mir Bachah Kot	GIROA Control	65.8	62461
Kabul	Musahi	GIROA Influence	110.4	29089
Kabul	Paghman	GIROA Influence	361.2	156639
Kabul	Qarah Bagh	GIROA Influence	208.6	91409
Kabul	Shakar Darah	GIROA Control	317.6	105686
Kabul	Sarobi	GIROA Influence	1309.1	70235
Kandahar	Arghandab	GIROA Control	547.2	60187
Kandahar	Argghanistan	GIROA Influence	3899.4	43493
Kandahar	Daman	GIROA Control	4109.4	40979

Continued on the next page

# APPENDICES

## UNCLASSIFIED

Province	District	May 2018 Assessment	Area [km <sup>2</sup> ] (Landscan)	Population (Landscan 2016)
Kandahar	Dand	GIROA Control	289.0	241354
Kandahar	Ghorak	INS Activity	1485.7	12174
Kandahar	Kandahar	GIROA Control	482.0	492757
Kandahar	Khakrez	INS Activity	1647.5	28520
Kandahar	Maiwand	INS Activity	2852.1	73291
Kandahar	Ma'ruf	INS Activity	3184.6	40952
Kandahar	Mya Neshin	INS Activity	894.6	18651
Kandahar	Nesh	Contested	1281.0	17702
Kandahar	Panjwa'i	GIROA Control	5962.1	109824
Kandahar	Registan	GIROA Influence	13562.3	8547
Kandahar	Shah Wali Kot	Contested	3279.4	55032
Kandahar	Shorabak	GIROA Influence	4173.7	17105
Kandahar	Spin Boldak	GIROA Control	5688.1	142728
Kandahar	Zharey	GIROA Influence	673.9	108997
Kapisa	Alah Say	Contested	302.5	48021
Kapisa	Hisah-e Awal-e Kohistan	GIROA Influence	88.0	84120
Kapisa	Hisah-e Dowum-e Kohistan	GIROA Influence	53.0	56842
Kapisa	Koh Band	GIROA Control	150.1	28839
Kapisa	Mahmud-e Raqi	GIROA Influence	184.4	92443
Kapisa	Nejrab	GIROA Influence	581.3	130625
Kapisa	Tagab	GIROA Influence	522.2	99161
Khost	Bak	GIROA Influence	170.5	27925
Khost	Gurbuz	Contested	358.5	35033
Khost	Jaji Maidan	GIROA Influence	328.2	29902
Khost	Khost (Matun)	GIROA Influence	491.2	175829
Khost	Manduzai	GIROA Influence	114.4	68017
Khost	Musa Khel	INS Activity	426.7	50003
Khost	Nadir Shah Kot	Contested	333.6	41578
Khost	Qalandar	GIROA Influence	157.0	12285
Khost	Sabari	Contested	413.5	88747
Khost	Shamul	GIROA Influence	171.6	18452
Khost	Sperah	Contested	491.7	29056
Khost	Tanai	GIROA Influence	428.7	71664
Khost	Terayzai	Contested	397.4	55658
Kunar	Asadabad	GIROA Control	84.7	42155
Kunar	Bar Kunar (Asmar)	GIROA Influence	168.8	25262
Kunar	Chapah Darah	Contested	600.4	39792
Kunar	Dangam	GIROA Influence	203.2	22584
Kunar	Darah-ye Pech	Contested	549.3	67116
Kunar	Ghaziabad	GIROA Influence	561.1	23773

*Continued on the next page*

# APPENDICES

## UNCLASSIFIED

Province	District	May 2018 Assessment	Area [km <sup>2</sup> ] (Landscan)	Population (Landscan 2016)
Kunar	Khas Kunar	GIROA Influence	365.2	44139
Kunar	Marawah	Contested	147.2	25251
Kunar	Narang	GIROA Influence	189.3	36668
Kunar	Nari	GIROA Influence	537.1	34076
Kunar	Nurgal	GIROA Influence	307.9	38956
Kunar	Sar Kani	GIROA Influence	198.3	34213
Kunar	Shigal wa Sheltan	Contested	439.1	37218
Kunar	Tsowkey	Contested	245.2	45679
Kunar	Watahpur	Contested	252.4	34587
Kunduz	Aliabad	Contested	416.2	61133
Kunduz	Chahar Darah	INS Activity	1213.8	91207
Kunduz	Dasht-e Archi	INS Activity	861.3	103049
Kunduz	Imam Sahib	INS Activity	1598.9	293481
Kunduz	Khanabad	INS Activity	1074.9	194035
Kunduz	Kunduz	Contested	616.3	406014
Kunduz	Qal'ah-ye Zal	INS Activity	2120.3	88082
Laghman	Alingar	GIROA Influence	818.0	129639
Laghman	Alisheng	GIROA Influence	670.1	89307
Laghman	Bad Pech	Contested	288.9	8738
Laghman	Dowlat Shah	Contested	741.9	41568
Laghman	Mehtar Lam	GIROA Influence	430.0	164073
Laghman	Qarghah'i	GIROA Influence	886.6	119369
Logar	Azrah	Contested	760.7	25367
Logar	Baraki Barak	INS Activity	272.9	109638
Logar	Charkh	INS Activity	286.3	55409
Logar	Kharwar	INS Activity	467.3	32796
Logar	Khoshi	GIROA Influence	436.3	30289
Logar	Muhammad Agha	INS Activity	1050.3	95555
Logar	Pul-e Alam	Contested	1121.2	132217
Nangarhar	Achin	GIROA Influence	466.6	128557
Nangarhar	Bati Kot	GIROA Influence	152.6	96936
Nangarhar	Behsud	GIROA Influence	311.0	123831
Nangarhar	Chaparhar	Contested	231.2	77068
Nangarhar	Darah-ye Nur	Contested	258.5	49816
Nangarhar	Deh Bala	Contested	384.8	50366
Nangarhar	Dur Baba	GIROA Influence	279.2	29125
Nangarhar	Goshtah	GIROA Influence	521.3	34054
Nangarhar	Hisarak	INS Activity	669.2	38772
Nangarhar	Jalalabad	GIROA Control	23.6	274929
Nangarhar	Kamah	GIROA Control	229.5	96101
Nangarhar	Khugyani	Contested	675.8	164212

Continued on the next page

# APPENDICES

## UNCLASSIFIED

Province	District	May 2018 Assessment	Area [km <sup>2</sup> ] (Landscan)	Population (Landscan 2016)
Nangarhar	Kot	GIRoA Influence	173.1	61498
Nangarhar	Kuz Kunar	GIRoA Influence	290.2	70180
Nangarhar	La'lpur	Contested	463.0	23912
Nangarhar	Mohmand Darah	GIRoA Influence	259.1	61243
Nangarhar	Nazyan	Contested	215.4	21818
Nangarhar	Pachir-wa Agam	Contested	466.9	53125
Nangarhar	Rodat	Contested	356.4	84921
Nangarhar	Sherzad	Contested	466.0	82113
Nangarhar	Shinwar	GIRoA Influence	87.6	67817
Nangarhar	Surkh Rod	Contested	384.6	174188
Nimroz	Chahar Burjak	GIRoA Influence	20879.6	32223
Nimroz	Chakhansur	GIRoA Influence	9877.8	29648
Nimroz	Delaram	Contested	2064.1	8310
Nimroz	Kang	GIRoA Influence	1160.0	25478
Nimroz	Khash Rod	Contested	5782.5	31852
Nimroz	Zaranj	GIRoA Control	1191.4	74977
Nuristan	Barg-e Matal	GIRoA Influence	1717.3	19327
Nuristan	Do Ab	Contested	564.2	9471
Nuristan	Kamdesh	GIRoA Influence	1222.8	31580
Nuristan	Mandol	Contested	2040.6	24876
Nuristan	Nurgaram	GIRoA Influence	978.3	32887
Nuristan	Nuristan (Parun)	GIRoA Influence	1426.8	16916
Nuristan	Wama	Contested	281.5	13859
Nuristan	Waygal	Contested	755.8	24306
Paktika	Bermal	Contested	1297.3	44818
Paktika	Dilah wa Khoshamand	Contested	1531.3	31725
Paktika	Giyan	Contested	224.5	42287
Paktika	Gomal	INS Activity	4069.1	9809
Paktika	Jani Khel	Contested	988.6	30217
Paktika	Mota Khan	GIRoA Influence	422.9	31296
Paktika	Nikeh	Contested	122.0	15574
Paktika	Omnah	INS Activity	461.6	15079
Paktika	Orgun	GIRoA Influence	511.2	69437
Paktika	Sar Rowzah	GIRoA Influence	671.7	28634
Paktika	Sarobi	GIRoA Influence	301.7	15439
Paktika	Sharan	GIRoA Control	536.9	62800
Paktika	Terwo	Contested	1423.0	2678
Paktika	Wazah Kwah	INS Activity	1759.0	28701
Paktika	Wur Mamay	INS Activity	3183.4	4414
Paktika	Yahya Khel	Contested	348.1	21673
Paktika	Yosuf Khel	GIRoA Influence	522.5	17432

*Continued on the next page*

# APPENDICES

## UNCLASSIFIED

Province	District	May 2018 Assessment	Area [km <sup>2</sup> ] (Landscan)	Population (Landscan 2016)
Paktika	Zarghun Shahr	GIROA Influence	473.6	37218
Paktika	Ziruk	Contested	213.8	23722
Paktiya	Ahmadabad	GIROA Influence	416.3	34283
Paktiya	Dand Patan	Contested	205.6	32458
Paktiya	Dzadran	GIROA Influence	503.1	44786
Paktiya	Gardez	GIROA Influence	707.9	105981
Paktiya	Jaji	Contested	602.5	78903
Paktiya	Jani Khel	Contested	145.0	43632
Paktiya	Lajah Ahmad Khel	GIROA Influence	197.5	37049
Paktiya	Lajah Mangal	GIROA Influence	225.3	15026
Paktiya	Mirzakah	GIROA Influence	201.6	22020
Paktiya	Sayyid Karam	Contested	249.8	58468
Paktiya	Shwak	GIROA Influence	107.0	6915
Paktiya	Tsamkani	GIROA Influence	301.2	63520
Paktiya	Zurmat	INS Activity	1413.8	134424
Panjshayr	Abshar	GIROA Control	516.4	16394
Panjshayr	Bazarak	GIROA Control	344.6	22285
Panjshayr	Darah	GIROA Control	195.7	15398
Panjshayr	Khinj	GIROA Control	684.3	49100
Panjshayr	Parian	GIROA Control	1420.8	18519
Panjshayr	Rukhah	GIROA Control	163.5	28876
Panjshayr	Shutul	GIROA Control	226.1	13704
Panjshayr	Unabah	GIROA Control	178.4	23580
Parwan	Bagram	GIROA Control	360.3	130678
Parwan	Charikar	GIROA Influence	267.4	227236
Parwan	Jabal us Saraj	GIROA Influence	116.5	78784
Parwan	Koh-e Safi	Contested	579.8	38407
Parwan	Salang	GIROA Control	520.0	31761
Parwan	Sayyid Khel	Contested	45.9	56652
Parwan	Shaykh Ali	GIROA Influence	920.2	31342
Parwan	Shinwari	GIROA Influence	721.3	51960
Parwan	Siahgird (Ghorband)	GIROA Influence	894.6	120519
Parwan	Surkh-e Parsa	Contested	1163.8	50616
Samangan	Aibak	GIROA Influence	1489.2	128943
Samangan	Darah-ye Suf-e Bala	GIROA Influence	2890.3	79077
Samangan	Darah-ye Suf-e Pa'in	Contested	1341.4	71742
Samangan	Fayroz Nakhchir	GIROA Control	1185.3	16617
Samangan	Hazrat-e Sultan	GIROA Influence	1486.0	72670
Samangan	Khuram wa Sar Bagh	GIROA Control	2135.0	49538
Samangan	Ruy Do Ab	GIROA Influence	2385.4	57068
Sar-e Pul	Balkhab	GIROA Influence	2977.7	63437

Continued on the next page

# APPENDICES

## UNCLASSIFIED

Province	District	May 2018 Assessment	Area [km <sup>2</sup> ] (Landscan)	Population (Landscan 2016)
Sar-e Pul	Gosfandi	Contested	1092.3	70542
Sar-e Pul	Kohistanat	High INS Activity	6164.6	101170
Sar-e Pul	Sangcharak	Contested	1060.7	126005
Sar-e Pul	Sar-e Pul	Contested	2053.2	196543
Sar-e Pul	Sayad	Contested	1335.2	68628
Sar-e Pul	Sozmah Qal'ah	Contested	583.9	64241
Takhar	Baharak	Contested	243.3	47249
Takhar	Bangi	Contested	603.0	45833
Takhar	Chah Ab	Contested	759.2	98569
Takhar	Chal	GIROA Influence	326.1	32622
Takhar	Darqad	INS Activity	366.5	33461
Takhar	Dasht-e Qal'ah	Contested	328.8	41659
Takhar	Farkhar	GIROA Influence	1255.4	58899
Takhar	Hazar Sumuch	GIROA Influence	345.7	25019
Takhar	Ishkamish	INS Activity	798.8	75778
Takhar	Kalafgan	GIROA Influence	473.7	43567
Takhar	Khwajah Bahawuddin	Contested	212.7	29338
Takhar	Khwajah Ghar	INS Activity	387.2	83599
Takhar	Namak Ab	GIROA Influence	547.4	14862
Takhar	Rustaq	GIROA Influence	1862.4	198752
Takhar	Taloqan	GIROA Influence	847.8	275579
Takhar	Warsaj	GIROA Influence	2697.9	47444
Takhar	Yangi Qal'ah	INS Activity	261.5	56515
Uruzgan	Chinartu	INS Activity	1013.7	32993
Uruzgan	Chorah	INS Activity	2020.2	47551
Uruzgan	Deh Rawud	Contested	1642.6	76291
Uruzgan	Khas Uruzgan	INS Activity	2599.3	70781
Uruzgan	Shahid-e Hasas	INS Activity	1858.4	74174
Uruzgan	Tarin Kot	Contested	1762.1	127625
Wardak	Chak-e Wardak	Contested	1110.5	105641
Wardak	Daymirdad	Contested	956.4	38655
Wardak	Hisah-e Awal-e Behsud	GIROA Influence	1573.4	46777
Wardak	Jaghatu	Contested	599.1	57041
Wardak	Jalrayz	GIROA Influence	1092.5	66474
Wardak	Maidan Shahr	GIROA Influence	246.4	49827
Wardak	Markaz-e Behsud	GIROA Influence	3344.9	148585
Wardak	Nerkh	Contested	561.9	73717
Wardak	Sayyidabad	Contested	1094.8	143266
Zabul	Arghandab	INS Activity	1507.0	41240
Zabul	Atghar	Contested	502.2	10986
Zabul	Daychopan	INS Activity	1640.4	49159

Continued on the next page



# APPENDICES

## UNCLASSIFIED

Province	District	May 2018 Assessment	Area [km2] (Landsat)	Population (Landsat 2016)
Zabul	Kakar	High INS Activity	1081.7	30837
Zabul	Mizan	Contested	1118.4	17234
Zabul	Now Bahar	INS Activity	1264.1	23674
Zabul	Qalat	GIRoA Influence	1836.2	44477
Zabul	Shah Joy	INS Activity	1718.6	73158
Zabul	Shamulzai	Contested	2889.3	32256
Zabul	Shinkai	Contested	2289.2	29227
Zabul	Tarek wa Jaldak	Contested	1502.7	22192

# APPENDICES

## APPENDIX G

### ABBREVIATIONS AND ACRONYMS

<b>ACRONYM OR ABBREVIATION</b>	<b>DEFINITION</b>
AABIS	Afghan Automated Biometric Identification System
AAEP	Afghanistan Agriculture Extension Project
AAF	Afghan Air Force
AAM	ANDSF Aviation Modernization Program
ABADE	Assistance in Building Afghanistan by Developing Enterprises
ABP	Afghan Border Police
ACAP	Afghan Civilian Assistance Program
ACAS	Afghanistan Court Administration System
ACEP	Afghan Civic Engagement Program
ACE	Agricultural Credit Enhancement
ACEP	Afghan Civic Engagement Program
ACJC	Anti-Corruption Justice Center
ACLED	Armed Conflict Location & Event Data Project
AD	alternative-development
ADALAT	Assistance for Development of Afghan Legal Access and Transparency
ADF	Agricultural Development Fund
AETF-A	Air and Space Expeditionary Task Force-Afghanistan
AFMIS	Afghan Financial Management Information System
AFN	afghani (currency)
AGO	Attorney General's Office
AHRIMS	Afghan Human Resource Information Management System
AIF	Afghanistan Infrastructure Fund
AITF	Afghanistan Infrastructure Trust Fund
ALBA	Assistance to Legislative Bodies of Afghanistan
ALCS	Afghanistan Living Conditions Survey
ALP	Afghan Local Police
AMANAT	Afghanistan's Measure for Accountability and Transparency
ANA	Afghan National Army
ANASOC	ANA Special Operations Command
ANATF	ANA Territorial Force
ANCOP	Afghan National Civil Order Police

*Continued on the next page*

# APPENDICES

<b>ACRONYM OR ABBREVIATION</b>	<b>DEFINITION</b>
ANDSF	Afghan National Defense and Security Forces
ANP	Afghan National Police
AO	abandoned ordnance
APPS	Afghan Personnel Pay System
APRP	Afghan Peace and Reintegration Program
AROC	Afghan Resources Oversight Council
ARTF	Afghanistan Reconstruction Trust Fund
ASFF	Afghanistan Security Forces Fund
ASSF	Afghan Special Security Forces
ATAR	Afghanistan Trade and Revenue Project
AUP	Afghan Uniformed Police
AUW	Asian University for Women
AWDP	Afghanistan Workforce Development Program
BADILL	Boost Alternative Development Intervention through Licit Livelihoods
CAT	Combat Advisor Team
CBARD	Community-Based Agriculture and Rural Development Project
CBCMP	Capacity Building and Change Management Program
CDCS	Country Development Cooperation Strategy
CERP	Commander's Emergency Response Program
CHAMP	Commercial Horticulture and Agricultural Marketing Program
CHX	chlorhexidine
CIGIE	Council of the Inspectors General on Integrity and Efficiency
CMR	certified mission ready
CMS	Case Management System
CN	Counternarcotics
CNCE	Counter Narcotics Community Engagement
CNJC	Counter Narcotics Justice Center
CNPA	Counter Narcotics Police of Afghanistan
COIN	counterinsurgency
COMAC	Conflict Mitigation Assistance for Civilians
CoreIMS	Core Information Management System
CPDS	Continuing Professional Development Support
CPI	Corruption Perceptions Index
CRIP	Community Recovery Intensification and Prioritization
CSO	civil-society organization
CSO	Central Statistics Organization

*Continued on the next page*

# APPENDICES

<b>ACRONYM OR ABBREVIATION</b>	<b>DEFINITION</b>
CSSP	Corrections System Support Program
CSTC-A	Combined Security Transition Command-Afghanistan
CTA	Counter-narcotics Central Transfer Account
DABS	Da Afghanistan Breshna Sherkat
DCA	Development Credit Authority
DCAR	Delegated Cooperation Agreement
DCIS	Defense Criminal Investigative Service
DEA	Drug Enforcement Administration (U.S.)
DEWS Plus	Disease Early Warning System Plus
DFID	Department for International Development
DIG	Deputy Inspector General
DLA-E	Defense Logistics Agency-Energy
DOD	Department of Defense (U.S.)
DOD CN	Department of Defense Drug Interdiction and Counter-Drug Activities fund (U.S.)
DOD OIG	Department of Defense Office of Inspector General
DOJ	Department of Justice (U.S.)
ECC-A	Expeditionary Contracting Command-Afghanistan
ECF	Extended Credit Facility
EF	essential function
EFT	electronic funds-transfer
EPZ	export-processing zone
ERW	explosive remnants of war
ESF	Economic Support Fund
EU	European Union
EVAW	elimination of violence against women
FAUAF	Friends of the American University of Afghanistan
FBI	Federal Bureau of Investigation
FEWS NET	Famine Early Warning Systems Network
FL-PTWG	Family Law-Parliamentary Technical Working Group
FY	fiscal year
GAO	Government Accountability Office (U.S.)
GCPSU	General Command of Police Special Units
GDP	gross domestic product
GDPDC	General Directorate of Prisons and Detention Centers
GEC	Girls' Education Challenge Program
GIROA	Government of the Islamic Republic of Afghanistan

*Continued on the next page*

# APPENDICES

ACRONYM OR ABBREVIATION	DEFINITION
GIS	Geographic Information Systems
GLE	Governor-Led Eradication
GPI	Good Performer's Initiative
GRAIN	Grain Research and Innovation
GVHR	gross violations of human rights
HEMAYAT	Helping Mothers and Children Thrive
HIG	Hezb-e Islami Gulbuddin
HOB	High Oversight Board
HPC	High Peace Council
HQ	headquarters
HRW	Human Rights Watch
HSR	Health Sector Resiliency
ICRC	International Committee of the Red Cross
IDP	Internally Displaced Persons
IEC	Independent Election Commission (Afghan)
IED	improvised explosive device
IG	inspector general
IHSAN	Initiative for Hygiene, Sanitation, and Nutrition
IMF	International Monetary Fund
IMSMA	Information Management System for Mine Action
INCLE	International Narcotics Control and Law Enforcement (U.S)
INL	Bureau of International Narcotics and Law Enforcement Affairs (U.S.)
IOM	International Organization for Migration
IR	Intermediate Result
IS-K	Islamic State-Khorasan
ISLA	Initiative to Strengthen Local Administrations Program
IWA	Integrity Watch Afghanistan
JCPOA	Joint Comprehensive Plan of Action
JRD	Juvenile Rehabilitation Directorate
JSCC	Joint Security Compact Committee
JSSP	Justice Sector Support Program (State)
JTTP	Justice Training Transition Program (State)
KBR	Kabul Bank Receivership
KFZ	Kandahar Food Zone
kg	kilograms
kWh	kilowatt-hours

*Continued on the next page*

# APPENDICES

<b>ACRONYM OR ABBREVIATION</b>	<b>DEFINITION</b>
LLP	Lessons Learned Program
LOTFA	Law and Order Trust Fund for Afghanistan
LTC	Lakeshore Toltest Corporation
MAIL	Ministry of Agriculture, Irrigation and Livestock (Afghan)
MCN	Ministry of Counter-Narcotics (Afghan)
MCTF	Major Crimes Task Force
MEC	Monitoring and Evaluation Committee (Afghan)
MEDEVAC	medical evacuation
MFNDU	Marshal Fahim National Defense University
MOCI	Ministry of Commerce and Industry
MOD	Ministry of Defense (Afghan)
MOE	Minister of Education (Afghan)
MOEc	Ministry of Economy (Afghan)
MOF	Ministry of Finance (Afghan)
MOHE	Ministry of Higher Education (Afghan)
MOI	Ministry of Interior (Afghan)
MOJ	Ministry of Justice (Afghan)
MOMP	Ministry of Mines and Petroleum (Afghan)
MOPH	Ministry of Public Health (Afghan)
MOU	memorandum of understanding
MOWA	Ministry of Women's Affairs
MPD	MOI and Police Development project
MRRD	Ministry of Rural Rehabilitation and Development (Afghan)
NATO	North Atlantic Treaty Organization
NDAA	National Defense Authorization Act
NDAP	National Drug Action Plan
NDP	New Development Partnership
NDS	National Directorate of Security (Afghan)
NEF	National Elections forum
NEI	Northern Electrical Interconnect
NEPS	Northeast Power System
NGO	nongovernmental organization
NIMS	National Information Management System
NIU	National Interdiction Unit (Afghan)
NSA	National Security Advisor
NSOCC-A	NATO Special Operations Component Command-Afghanistan

*Continued on the next page*



# APPENDICES

<b>ACRONYM OR ABBREVIATION</b>	<b>DEFINITION</b>
NSP	National Solidarity Program
O&M	operations and maintenance
OCHA	Office for the Coordination of Humanitarian Affairs
OFS	Operation Freedom's Sentinel
OIG	Office of the Inspector General
OR	operational readiness
OTA	Office of Technical Assistance (U.S. Treasury)
PAI	Personnel Asset Inventory
PDP	Provincial Development Plans
PCASS	Preliminary Credibility Assessment Screening System
PIAT	Police Institutional Advisory Team
PM/WRA	Bureau of Political-Military Affairs' Office of Weapons Removal and Abatement (State)
POR	proof of registration
PTEC	Power Transmission Expansion and Connectivity
RADP	Regional Agriculture Development Program
RC	Recurrent Cost
RMTC	Regional Military Training Center
RS	Resolute Support
SEPS	Southeast Power System
SFAB	Security Force Assistance Brigade
SGDP	Sheberghan Gas Development Project
SGGA	Sheberghan Gas Generation Activity
SHAHAR	Strong Hubs for Afghan Hope and Resilience
SIKA	Stability in Key Areas
SIU	Sensitive Investigative Unit (Afghan)
SMAF	Self-Reliance through Mutual Accountability Framework
SME	subject-matter expert
SMW	Special Mission Wing (Afghan)
SOF	Special Operations Forces
SPM	Support to Payroll Management
SPRA	Support for Peace and Reconciliation in Afghanistan project
State OIG	Department of State Office of the Inspector General
SWIM	Strengthening Watershed and Irrigation Management
TAA	train, advise, and assist
TAAC	train, advise, and assist command

*Continued on the next page*

# APPENDICES

<b>ACRONYM OR ABBREVIATION</b>	<b>DEFINITION</b>
TFBSO	Task Force for Business and Stability Operations
TIU	Technical Investigative Unit
UAE	United Arab Emirates
UN	United Nations
UNAMA	UN Assistance Mission in Afghanistan
UNCAC	United Nations Convention Against Corruption
UNDP	UN Development Programme
UNMAS	UN Mine Action Service
UNODC	UN Office on Drugs and Crime
USAAA	U.S. Army Audit Agency
USACE	U.S. Army Corps of Engineers
USAID	U.S. Agency for International Development
USAID OIG	USAID Office of the Inspector General
USCID	U.S. Army Criminal Investigation Command
USFOR-A	U.S. Forces-Afghanistan
USIP	United States Institute of Peace
USGS	United States Geological Survey
UXO	unexploded ordnance
VFU	Veterinary Field Unit
VSO	Village Stability Operations
WIE	Women in the Economy Project
WLD	Women's Leadership Development
WPP	Women's Participation Projects
WTO	World Trade Organization

# ENDNOTES

1. Representative Ed Royce of California, chairman, House Committee on Foreign Affairs, opening statement for hearing, “U.S. Policy Toward Afghanistan,” <https://foreignaffairs.house.gov/press-release/>, 6/20/2018. remarks-chairman-royce-on-u-s-policy-toward-afghanistan
2. Ambassador Alice G. Wells, Senior Bureau Official for South and Central Asian Affairs, U.S. Department of State, statement for the record, U.S. House Committee on Foreign Affairs hearing, “U.S. Policy Toward Afghanistan,” <https://docs.house.gov/meetings/FA/FA00/20180620/108448/HHRG-115-FA00-Wstate-WellsA-20180620.pdf>, 6/20/2018.
3. State, USAID, DOD, SAR: *Stabilization Assistance Review: A Framework for Maximizing the Effectiveness of U.S. Government Efforts to Stabilize Conflict-Affected Areas*, 1/2018 (official release date: 6/19/2018), p. 4.
4. State, USAID, DOD, SAR: *Stabilization Assistance Review: A Framework for Maximizing the Effectiveness of U.S. Government Efforts to Stabilize Conflict-Affected Areas*, 1/2018 (official release date: 6/19/2018), p. 7.
5. The hearing transcript indicates that Ambassador Wells said, “Having a united international force and diplomatic effort is essential to the campaign to stabilize Afghanistan,” and noted that “countries like Russia and Iran do have an important role to play in the future stabilization of Afghanistan.” CQ Congressional Transcripts (Bloomberg Government), “House Foreign Affairs Committee Holds Hearing on U.S. Policy Towards Afghanistan,” final version, 6/20/2018.
6. For more information on U.S. military missions and operations in Afghanistan, see the security sections of SIGAR quarterly reports to Congress.
7. USAID, email communication to SIGAR Research and Analysis Directorate, 7/15/2018.
8. SIGAR, *Quarterly Report to the United States Congress*, “USAID development assistance, cumulative disbursements, as of 7/9/2018,” chart, numbers rounded, 7/30/2018, p. 158.
9. SIGAR, *Stabilization: Lessons from the U.S. Experience in Afghanistan*, SIGAR-18-48-LL, 5/2018, p. 4.
10. CQ Congressional Transcripts (Bloomberg Government), “House Foreign Affairs Committee Holds Hearing on U.S. Policy Towards Afghanistan,” final version, 6/20/2018.
11. SIGAR, *Stabilization: Lessons from the U.S. Experience in Afghanistan*, SIGAR-18-48-LL, 5/2018. PDF and interactive copies of the report are posted at [www.sigar.mil](http://www.sigar.mil). The Lessons Learned Program is directed by Joseph Windrem. The team members for the stabilization report were David H. Young, project lead; Jordan Kane and Paul Kane, research analysts; Jordan Schurter, student trainee; Elizabeth Young, editor; and Olivia Paek, graphic designer.
12. The Brookings Institution, event transcript for release of SIGAR’s *Stabilization: Lessons from the U.S. Experience in Afghanistan*, Washington, DC, 5/24/2018, p. 14.
13. SIGAR, *Stabilization: Lessons from the U.S. Experience in Afghanistan*, SIGAR-18-48-LL, 5/2018, p. 191.
14. State, USAID, DOD, SAR: *Stabilization Assistance Review: A Framework for Maximizing the Effectiveness of U.S. Government Efforts to Stabilize Conflict-Affected Areas*, 1/2018 (official release date: 6/19/2018), p. 4.
15. SIGAR, *Stabilization: Lessons from the U.S. Experience in Afghanistan*, SIGAR-18-48-LL, 5/2018, p. 4.
16. SIGAR, *Stabilization: Lessons from the U.S. Experience in Afghanistan*, SIGAR-18-48-LL, 5/2018, p. 4.
17. SIGAR, *Stabilization: Lessons from the U.S. Experience in Afghanistan*, SIGAR-18-48-LL, 5/2018, p. 174.
18. SIGAR, *Stabilization: Lessons from the U.S. Experience in Afghanistan*, SIGAR-18-48-LL, 5/2018, p. 62.
19. The following discussion is drawn, with minor edits, from SIGAR, *Stabilization: Lessons from the U.S. Experience in Afghanistan*, SIGAR-18-48-LL, 5/2018, vi–xi.
20. DOD, *Principles for Afghanistan: Policy Guidelines*, Office of the Secretary of Defense for Policy, 7/7/2003, pp. 1, 2.
21. DOD, *DOD Financial Management Regulation: Commander’s Emergency Response Program*, 4/2005, chapter 27, p. 27-3.
22. SIGAR, *Stabilization: Lessons from the U.S. Experience in Afghanistan*, SIGAR-18-48-LL, 5/2018, p. 191.
23. The Brookings Institution, event transcript for release of SIGAR’s *Stabilization: Lessons from the U.S. Experience in Afghanistan*, Washington, DC, 5/24/2018, p. 41.
24. SIGAR, *Stabilization: Lessons from the U.S. Experience in Afghanistan*, SIGAR-18-48-LL, 5/2018, vi–vii.
25. State, USAID, DOD, SAR: *Stabilization Assistance Review: A Framework for Maximizing the Effectiveness of U.S. Government Efforts to Stabilize Conflict-Affected Areas*, 1/2018 (official release date: 6/19/2018), p. 8.
26. SIGAR, *Stabilization: Lessons from the U.S. Experience in Afghanistan*, SIGAR-18-48-LL, 5/2018, p. 177.
27. World Bank, *Social Service Delivery in Violent Contexts: Achieving Results Against the Odds: A Report from Afghanistan, Pakistan, and Nepal*, 6/2017, p. 12.
28. World Bank, *Social Service Delivery in Violent Contexts: Achieving Results Against the Odds: A Report from Afghanistan, Pakistan, and Nepal*, 6/2017, xvi.
29. Antonio Giustozzi, PhD, *Afghanistan: Taliban’s organization and structure*, report for Landinfo (Norwegian Government Country of Origin Information Centre, Oslo), 8/23/2017, p. 14. Similar research findings appear in Ashley Jackson’s report for the UK’s Overseas Development Institute, *Life under the Taliban shadow government*, 6/2018.
30. The Brookings Institution, event transcript for release of SIGAR’s *Stabilization: Lessons from the U.S. Experience in Afghanistan*, Washington, DC, 5/24/2018, p. 21.
31. Thijs Brocades Zaalberg (Faculty of Military Sciences, Netherlands Defence Academy; Institute for History, University of Leiden), “The Snake Oil of Stabilisation? Explaining the Rise and Demise of the Comprehensive Approach,” in *Netherlands Annual Review of Military Studies 2017*, abstract.
32. See Appendix B of this report.
33. USAID/Afghanistan, “Mission Order 220.03,” 3/24/2015.
34. SIGAR analysis of DOD’s Cost of War Update as of December 31, 2017, and agency-reported budget and obligation data of non-DOD funds outlined in Appendix B of SIGAR’s January 2018 quarterly report, 7/23/2018.
35. Pub. L. No. 111-32, 6/24/2009.
36. DOD, response to SIGAR vetting, 7/20/2009.

# ENDNOTES

37. Pub. L. No. 112-74, Section 9009, 12/23/2011; Deputy Secretary of Defense, "Afghanistan Resources Oversight Council (AROC) memorandum," 8/3/2011.
38. See Appendix B of this quarterly report.
39. DFAS, "AR(M) 1002 Appropriation Status by FY Program and Subaccounts June 2018," 7/17/2018; DFAS, "AR(M) 1002 Appropriation Status by FY Program and Subaccounts March 2018," 4/18/2018.
40. DOD, *Department of Defense Budget Fiscal Year (FY) 2019, Justification for FY 2019 Overseas Contingency Operations (OCO)*, Afghanistan Security Forces Fund (ASFF), 2/2018, p. 3.
41. DFAS, "AR(M) 1002 Appropriation Status by FY Program and Subaccounts June 2018," 7/17/2018; DFAS, "AR(M) 1002 Appropriation Status by FY Program and Subaccounts March 2018," 4/18/2018.
42. DOD OIG, *Distribution of Funds and the Validity of Obligations for the Management of the Afghanistan Security Forces Fund - Phase I*, Report No. D-2008-012, 11/5/2007, p. 2.
43. Pub. L. No. 112-74, Section 9009 and Deputy Secretary of Defense, Afghanistan Resources Oversight Council (AROC) memorandum, 8/3/2011.
44. DFAS, "AR(M) 1002 Appropriation Status by FY Program and Subaccounts June 2018," 7/17/2018; DFAS, response to SIGAR data call, 10/19/2016.
45. DFAS, "AR(M) 1002 Appropriation Status by FY Program and Subaccounts June 2018," 7/17/2018.
46. DOD, "Commanders' Emergency Response Program (CERP)," DOD Financial Management Regulation Vol. 12, Ch. 27, 1/2009, p. 27-3.
47. Pub. L. No. 113-235, 12/16/2014.
48. DOD, response to SIGAR data call, 7/17/2018.
49. DOD, response to SIGAR data call, 7/17/2018 and 4/17/2018.
50. Pub. L. No. 112-74, Section 9009, 12/23/2011; Deputy Secretary of Defense, "Afghanistan Resources Oversight Council (AROC) memorandum," 8/3/2011; U.S. Senate Committee on Armed Services, press release, "Senate Passes Ike Skelton National Defense Authorization Act for Fiscal Year 2011," 12/22/2010.
51. DOD, OSD-P, response to SIGAR data call, 6/22/2018; DOD, OSD-P, response to SIGAR vetting, 7/16/201; Public Law No: 114-113, *Consolidated Appropriations Act, 2016*, 12/18/2015, p. 97; Public Law No: 115-31, *Consolidated Appropriations Act, 2017*, 5/5/2017, pp. 146-147; Public Law No: 115-141, *Consolidated Appropriations Act, 2018*, 3/23/2018, pp. 150-151.
52. See Appendix B of this report.
53. DFAS, "AR(M) 1002 Appropriation Status by FY Program and Subaccounts June 2018," 4/17/2018.
54. TFBSO, "About TFBSO," accessed 10/20/2011; DOD, response to SIGAR data call, 1/13/2015 and 7/22/2011.
55. DOD, response to SIGAR data call, 10/12/2017 and 1/13/2015.
56. DOD, response to SIGAR data call, 10/12/2017.
57. DOD, "Drug Interdiction and Counter-Drug Activities, Defense FY 2009 Supplemental Request Drug Interdiction and Counterdrug Activities," accessed 4/13/2010.
58. DOD OIG, *Independent Auditor's Report on the DOD FY 2011 Detailed Accounting Report of the Funds Obligated for National Drug Control Program Activities*, Report No. DODIG-2012-04, 1/30/2012.
59. DOD, response to SIGAR data call, 7/9/2018.
60. USAID, *U.S. Foreign Assistance Reference Guide*, 1/2005, p. 6.
61. USAID, response to SIGAR data call, 7/9/2018 and 10/19/2016; State, response to SIGAR data call, 10/11/2017, 5/4/2016, 4/15/2015 and 4/15/2014; DOD, response to SIGAR data call, 10/6/2014.
62. USAID, response to SIGAR data call, 7/9/2018 and 4/18/2018.
63. State, response to SIGAR data call, 10/13/2009.
64. State, response to SIGAR data call, 7/10/2018.
65. State, response to SIGAR data call, 7/10/2018 and 4/16/2018.
66. SIGAR, *Quarterly Report to the U.S. Congress*, 7/30/2010, p. 51.
67. World Bank, "ARTF: Administrator's Report on Financial Status as of May 21, 2018 (end of 5th month of FY 1397)," p. 4.
68. World Bank, "ARTF: Administrator's Report on Financial Status as of May 21, 2018 (end of 5th month of FY 1397)," p. 1.
69. World Bank, "ARTF: Administrator's Report on Financial Status as of May 21, 2018 (end of 5th month of FY 1397)," p. 4.
70. World Bank, "Quarterly Country Update: Afghanistan," 4/2011, p. 16.
71. World Bank, "ARTF: Administrator's Report on Financial Status as of May 21, 2018 (end of 5th month of FY 1397)," p. 8.
72. World Bank, "Quarterly Country Update: Afghanistan," 4/2011, p. 16.
73. World Bank, "ARTF: Administrator's Report on Financial Status as of May 21, 2018 (end of 5th month of FY 1397)," pp. 8-10.
74. EC, "Afghanistan: State of Play, January 2011," 3/31/2011, p. 7.
75. UNDP, response to SIGAR data call, 7/16/2018.
76. UNDP, *Law and Order Trust Fund for Afghanistan [LOTFA] 1 July 2015-December 2016 (Phase VIII Project Document)*, 6/29/2015, pp. vii, x, 1.
77. SIGAR analysis of UNDP LOTFA quarterly and annual SPM and MPD progress reports through March 31, 2018, 7/19/2018.
78. UNDP, response to SIGAR data call, 7/17/2018; UNDP, *Law and Order Trust Fund for Afghanistan [LOTFA] 1 July 2015-December 2016 (Phase VIII Project Document)*, 6/29/2015, vii, x, p. 1.
79. UNDP, *Law and Order Trust Fund for Afghanistan (LOTFA) Support to Payroll Management (SPM) 2017 Annual Progress Report*, 4/15/2018, p. 1.
80. SIGAR analysis of UNDP LOTFA quarterly and annual SPM and MPD progress reports through March 31, 2018, 7/19/2018.
81. DOD, "Department of Defense Press Briefing by General Nicholson via Teleconference from Kabul, Afghanistan," 5/30/2018.
82. Reuters, "Afghanistan's Ghani offers talks with Taliban 'without preconditions'," 2/28/2018; Reuters, "Big hugs and selfies as Afghan soldiers, Taliban celebrate Eid ceasefire," 6/16/2018.
83. DOD, "Department of Defense Press Briefing by General Nicholson via Teleconference from Kabul, Afghanistan," 5/30/2018; USFOR-A, response to SIGAR vetting, 7/13/2018.
84. UN, *The situation in Afghanistan and its implications for international peace and security*, report of the Secretary-General, 6/6/2018, p. 5.
85. DOD, "Department of Defense Press Briefing by General Nicholson via Teleconference from Kabul, Afghanistan," 5/30/2018.
86. UN, *The situation in Afghanistan and its implications for international peace and security*, report of the Secretary-General, 6/6/2018, p. 5; DOD, "Department of Defense Press

# ENDNOTES

- Briefing by General Nicholson via Teleconference from Kabul, Afghanistan,” 5/30/2018; USFOR-A, response to SIGAR vetting, 7/13/2018.
87. DOD, “Department of Defense Press Briefing by General Nicholson via Teleconference from Kabul, Afghanistan,” 5/30/2018; RS, “Precision Strikes Target Taliban Leadership,” 5/30/2018.
88. *Washington Post*, “Taliban leaders reject Afghan government’s proposed cease-fire extension,” 6/17/2018; Reuters, “Hugs and Selfies as Taliban Enter Afghan Capital to Mark Eid Ceasefire,” 6/16/2018; AFP, “Afghan forces resume offensive operations after government ceasefire ends,” 6/30/2018; Reuters, “Eid Ceasefire Proved ‘Wide Support’ for Afghan Taliban, They Say,” 6/16/2018.
89. *WSJ*, “U.S., Afghan Offensive Crushes Islamic State in Area Near Pakistan,” 6/21/2018; Military.com, “Amid Ceasefire With Taliban, US Strikes on ISIS in Afghanistan Heat Up,” 6/27/2018; DOD, “Department of Defense Press Briefing by General Nicholson via Teleconference from Kabul, Afghanistan,” 5/30/2018.
90. UN, *The situation in Afghanistan and its implications for international peace and security*, report of the Secretary-General, 6/6/2018, p. 6; *The Guardian*, “Ten journalists among 36 killed in Afghanistan attacks,” 4/30/2018.
91. DOD, “Department of Defense Press Briefing by General Nicholson via Teleconference from Kabul, Afghanistan,” 5/30/2018.
92. State, “Press Availability With Afghanistan President Ashraf Ghani,” 5/30/2018.
93. USFOR-A, response to SIGAR data call, 3/22/2018 and 6/22/2018; SIGAR, analysis of USFOR-A-provided data, 7/2018.
94. CSTC-A, response to SIGAR data call, 6/22/2018; CSTC-A, teleconference with SIGAR, 7/6/2018; USFOR-A, response to SIGAR vetting, 1/16/2018; SIGAR, analysis of USFOR-A-provided data, 7/2018; DOD, *Enhancing Security and Stability in Afghanistan*, 6/2018, p. 40.
95. DOD, “General Officer Announcement,” 5/29/2018; DOD, “Advance Policy Questions for Lieutenant General Austin Miller, U.S. Army Nominee for Commander, Resolute Support Mission and Commander, United States Forces-Afghanistan,” n.d., pp. 3–4; USFOR-A, response to SIGAR vetting, 7/13/2018.
96. DOD, “General Officer Announcement,” 5/29/2018; DOD, “Advance Policy Questions for Lieutenant General Austin Miller, U.S. Army Nominee for Commander, Resolute Support Mission and Commander, United States Forces-Afghanistan,” n.d., pp. 3–4; USFOR-A, response to SIGAR vetting, 7/13/2018.
97. See Appendix B.
98. DFAS, “AR(M) 1002 Appropriation Status by FY Program and Subaccounts June 2018,” 7/17/2018.
99. OSD-P, email to SIGAR, 1/13/2017; OSD-P, response to SIGAR vetting, 1/15/2018.
100. OSD-P, email to SIGAR, 1/13/2017; OSD-P, response to SIGAR vetting, 1/15/2018.
101. CSTC-A, response to SIGAR data call, 8/27/2016; OSD-P, response to SIGAR vetting, 1/15/2018; SIGAR, *Quarterly Report to the United States Congress*, 4/30/2018, p. 75.
102. USFOR-A, response to SIGAR data call, 3/22/2018 and 6/22/2018; SIGAR, analysis of USFOR-A-provided data, 7/2018.
103. USFOR-A, response to SIGAR data call, 3/22/2018 and 6/22/2018; USFOR-A, response to SIGAR vetting, 1/16/2018 and 7/13/2018; SIGAR, analysis of USFOR-A provided data, 7/2018.
104. SIGAR, *Quarterly Report to the United States Congress*, 4/30/2016, pp. 95–96.
105. USFOR-A, response to SIGAR data call, 3/22/2018, 10/15/2018, 8/24/2017, 5/15/2017, 2/20/2017, 11/26/2016, 8/28/2016; SIGAR analysis of USFOR-A provided data, 7/2018.
106. USFOR-A, response to SIGAR data call, 3/22/2018, 10/15/2018, 8/24/2017, 5/15/2017, 2/20/2017, 11/26/2016, 8/28/2016, 5/28/2016, 2/27/2016, and 11/27/2015; SIGAR analysis of USFOR-A provided data, 7/2018.
107. Note: RS used updated population estimates this quarter, causing the number of people in the districts under government, contested, and insurgent control to change, but the percentage of the population those numbers represent remained consistent (within 0.3 percentage points) since last quarter. USFOR-A, response to SIGAR data call, 3/22/2018 and 6/22/2018; SIGAR analysis of USFOR-A provided data, 7/2018.
108. USFOR-A, response to SIGAR data call, 6/22/2018; USFOR-A, response to SIGAR vetting, 1/16/2018; SIGAR, analysis of USFOR-A-provided data, 7/2018.
109. DOD, “Department of Defense Press Briefing by General Nicholson via Teleconference from Kabul, Afghanistan,” 11/28/2017.
110. USFOR-A, response to SIGAR data call, 3/22/2018, 10/15/2017, 8/24/2017, 5/15/2017, 2/20/2017, 11/26/2016, and 8/30/2016; USFOR-A, response to SIGAR vetting, 4/12/2018; SIGAR, analysis of USFOR-A-provided data, 7/2018.
111. USFOR-A, response to SIGAR data call, 3/22/2018 and 6/22/2018.
112. USFOR-A, response to SIGAR data call, 6/22/2018; SIGAR, analysis of USFOR-A-provided data, 7/2018.
113. USFOR-A, correspondence with SIGAR, 4/2/2018; USFOR-A, response to SIGAR data call, 6/22/2018; USFOR-A, response to SIGAR vetting, 4/12/2018.
114. ACLED, “About ACLED: What is ACLED?” and “ACLED Methodology,” accessed online on 7/10/2018, available at <https://www.acleddata.com/>.
115. RS, response to SIGAR data call, 6/22/2018; ACLED, Middle East 2016–present dataset, 2/1/2018–5/31/2018, accessed online on 6/15/2018, available at <https://www.acleddata.com/>; SIGAR, analysis of ACLED and RS-provided data, 6/2018.
116. The UN’s reporting periods are not always precise. The “same period” covered by the June 2017 report actually started and ended two weeks after the June 2018 report’s. UN, *The situation in Afghanistan and its implications for international peace and security*, report of the Secretary-General, 6/10/2015, p. 4; 9/1/2015, p. 4; 12/10/2015, p. 5; 3/7/2016, p. 6; 6/10/2016, p. 4; 9/7/2016, p. 5; 12/13/2016, p. 4; 3/3/2017, p. 4; 6/15/2017, p. 4; 9/15/2017, p. 4; 12/15/2017, p. 5, 2/27/2018, p. 5; 6/6/2018, p. 5; SIGAR, analysis of UN data, 6/2018.
117. UN, *The situation in Afghanistan and its implications for international peace and security*, report of the Secretary-General, 6/15/2017, p. 4; 6/6/2018, p. 5.
118. UN, *The situation in Afghanistan and its implications for international peace and security*, report of the Secretary-General, 6/15/2017, p. 4; 2/27/2018, p. 5; 6/6/2018, p. 5; ACLED, Middle East 2016–Present dataset, 2/1/2018–5/31/2018, accessed



# ENDNOTES

- online 6/15/2018, available at <https://www.acleddata.com/>; SIGAR, analysis of ACLED and RS-provided data, 6/2018.
119. UN, *The situation in Afghanistan and its implications for international peace and security*, report of the Secretary-General, 6/15/2017, p. 4; 2/27/2018, p. 5; 6/6/2018, p. 5; USFOR-A, response to SIGAR vetting, 7/13/2018.
  120. UNAMA, *Midyear Update on the Protection of Civilians in Armed Conflict: 1 January to 30 June 2018*, 7/15/2018, pp. 1–2.
  121. UNAMA, *Midyear Update on the Protection of Civilians in Armed Conflict: 1 January to 30 June 2018*, 7/15/2018, pp. 1–2.
  122. UNAMA, *Midyear Update on the Protection of Civilians in Armed Conflict: 1 January to 30 June 2018*, 7/15/2018, pp. 1–2; UNAMA, *Midyear Update on the Protection of Civilians in Armed Conflict: 1 January to 30 June 2018*, 7/15/2017, p. 6; USFOR-A, response to SIGAR data call, 6/22/2018; AFCENT, “Combined Forces Air Component Commander 2013-2018 Airpower Statistics,” 5/31/2018.
  123. UNAMA, *Midyear Update on the Protection of Civilians in Armed Conflict: 1 January to 30 June 2018*, 7/15/2018, pp. 1–2.
  124. UNAMA, *Midyear Update on the Protection of Civilians in Armed Conflict: 1 January to 30 June 2018*, 7/15/2018, pp. 1–2.
  125. ACLED, Middle East 2016-present dataset, 5/1/2018–7/13/2018, accessed 7/13/2018; SIGAR, analysis of ACLED data, 7/2018.
  126. DOD, “U.S. Brigade Arrives in Afghanistan to Advise, Strengthen Afghan Forces,” 3/29/2018; USFOR-A, response to SIGAR vetting, 4/12/2018.
  127. DOD, “Press Gaggle with Secretary Mattis,” 12/29/2017.
  128. DOD, “Department of Defense Press Briefing by Colonel Jackson via Teleconference,” 6/13/2018.
  129. USFOR-A, response to SIGAR data call, 6/22/2018; DOD, *Enhancing Security and Stability in Afghanistan*, 6/2018, p. 7; USFOR-A, response to SIGAR vetting, 7/13/2018.
  130. USFOR-A, response to SIGAR data call, 6/22/2018.
  131. USFOR-A, response to SIGAR data call, 6/22/2018; USFOR-A, response to SIGAR vetting, 7/13/2018.
  132. USFOR-A, response to SIGAR data call, 6/22/2018.
  133. USFOR-A, response to SIGAR data call, 6/22/2018.
  134. DOD, “Department of Defense Press Briefing by Colonel Jackson via Teleconference,” 6/13/2018. USFOR-A, response to SIGAR data call, 6/22/2018.
  135. DOD, “Department of Defense Press Briefing by Colonel Jackson via Teleconference,” 6/13/2018.
  136. Reuters, “U.S. Looks to Protect Afghan Capital Against Taliban Bombings, 3/14/2018; *Washington Post*, “How a new U.S. brigade is tackling a wave of bombings in Afghanistan’s capital,” 7/1/2018; DOD, “Department of Defense Press Briefing by Colonel Jackson via Teleconference,” 6/13/2018.
  137. Reuters, “U.S. Looks to Protect Afghan Capital Against Taliban Bombings,” 3/14/2018; *Washington Post*, “How a new U.S. brigade is tackling a wave of bombings in Afghanistan’s capital,” 7/1/2018; DOD, “Department of Defense Press Briefing by Colonel Jackson via Teleconference,” 6/13/2018; USFOR-A, response to SIGAR vetting, 7/13/2018.
  138. DOD, *Enhancing Security and Stability in Afghanistan*, 6/2018, p. 11. DOD, “Department of Defense Press Briefing by Colonel Jackson via Teleconference,” 6/13/2018.
  139. DOD, “Department of Defense Press Briefing by Colonel Jackson via Teleconference,” 6/13/2018.
  140. DOD, “DoD Identifies Army Casualty,” 7/8/2018; *Washington Post*, “U.S. soldier killed in Afghanistan was supporting the Army’s new adviser brigade,” 7/8/2018; *New York Times Magazine*, “U.S. Soldier Killed in Afghanistan Was Part of Guardian Angel Unit,” 7/11/2018.
  141. USFOR-A, response to SIGAR data call, 11/27/2017 and 3/22/2018; DOD, response to SIGAR data call, 6/21/2018.
  142. USFOR-A, response to SIGAR vetting, 4/12/2018; DOD, response to SIGAR data call, 6/21/2018.
  143. USFOR-A, response to SIGAR data call, 11/27/2017 and 3/22/2018.
  144. USFOR-A, response to SIGAR data call, 3/22/2018; NATO, “Resolute Support Mission (RSM): Key Facts and Figures,” 7/6/2018; BBC, “Afghanistan: UK to send 440 more non-combat troops,” 7/10/2018.
  145. DOD, “U.S. Casualty Status,” accessed 4/13/2015 and 7/18/2018.
  146. BBC, “What lies behind Afghanistan’s Insider Attacks?” 3/11/2013; USFOR-A, response to SIGAR data call, 7/13/2017 and 6/22/2018.
  147. USFOR-A, response to SIGAR data call, 7/13/2017 and 6/22/2018.
  148. USFOR-A, response to SIGAR data call, 7/13/2017 and 6/22/2018; DOD, “DoD Identifies Army Casualty,” 7/8/2018; *Washington Post*, “U.S. soldier killed in Afghanistan was supporting the Army’s new adviser brigade,” 7/8/2018.
  149. USFOR-A, response to SIGAR vetting, 7/13/2018; OSD-P, response to SIGAR vetting, 7/18/2018; SIGAR, *Quarterly Report to the United States Congress*, 1/30/2018 pp. 91–92.
  150. USFOR-A, response to SIGAR data call, 4/12/2018.
  151. CSTC-A, response to SIGAR data call, 6/22/2018.
  152. CSTC-A, response to SIGAR data call, 6/22/2018.
  153. CSTC-A, response to SIGAR data call, 6/22/2018.
  154. CSTC-A, response to SIGAR data call, 6/22/2018.
  155. CSTC-A, response to SIGAR data call, 6/22/2018.
  156. CSTC-A, response to SIGAR data call, 6/22/2018.
  157. CSTC-A, response to SIGAR data call, 6/22/2018.
  158. CSTC-A, response to SIGAR data call, 6/22/2018.
  159. CSTC-A, response to SIGAR data call, 6/22/2018; DOD, *Enhancing Security and Stability in Afghanistan*, 6/2018, p. 40.
  160. CSTC-A, response to SIGAR data call, 6/22/2018; USFOR-A, response to SIGAR vetting, 7/13/2018.
  161. CSTC-A, response to SIGAR data call, 6/22/2018.
  162. State, “Department Press Briefing,” 8/24/2017, p. 2; Office of the President, “Joint Afghan–U.S. Press Release on the Bilateral Compact Executive Committee Meeting,” 8/23/2017; OSD-P, response to SIGAR vetting, 1/15/2018.
  163. RS, response to SIGAR data call, 10/15/2017; SIGAR, analysis of RS-provided ANDSF data, 1/2018.
  164. USFOR-A, response to SIGAR data call, 11/27/2017.
  165. USFOR-A, response to SIGAR data call, 6/22/2018.
  166. USFOR-A, response to SIGAR data call, 6/22/2018.
  167. USFOR-A, response to SIGAR vetting, 7/13/2018.
  168. USFOR-A, response to SIGAR vetting, 7/13/2018.
  169. DOD, *Enhancing Security and Stability in Afghanistan*, 6/2018, p. 40.
  170. CSTC-A, response to SIGAR data call, 4/19/2017, 3/22/2018, 5/10/2018, and 6/22/2018; SIGAR, analysis of USFOR-A-provided data, 6/2018.



# ENDNOTES

171. CSTC-A, response to SIGAR data call, 4/19/2017, 3/22/2018, 5/10/2018, and 6/22/2018; DOD, *Enhancing Security and Stability in Afghanistan*, 6/2018, p. 40; SIGAR, analysis of USFOR-A-provided data, 6/2018.
172. CSTC-A, response to SIGAR data call, 4/19/2017, 3/22/2018, 5/10/2018, and 6/22/2018; CSTC-A, teleconference with SIGAR, 7/6/2018; SIGAR, analysis of USFOR-A-provided data, 6/2018.
173. SIGAR, record of meeting with RS, 3/4/2018; RS, letter from Mr. Atmar to General Nicholson, 12/5/2017; RS, letter from General Nicholson to Mr. Atmar, 3/5/2018.
174. OSD-P, response to SIGAR vetting, 7/14/2017 and 1/15/2018.
175. USFOR-A, response to SIGAR data call, 3/4/2016; USFOR-A, response to SIGAR vetting, 10/11/2016.
176. USFOR-A, response to SIGAR data call, 11/28/2017.
177. USFOR-A, response to SIGAR data call, 5/25/2016; RS, email to SIGAR, 12/27/2016; CSTC-A, response to SIGAR vetting, 4/11/2017.
178. USFOR-A, response to SIGAR data call, 5/25/2017; OSD-P, response to SIGAR vetting, 10/13/2017.
179. USFOR-A, response to SIGAR data call, 11/26/2016; USFOR-A, response to SIGAR vetting, 7/15/2016; OSD-P, response to SIGAR vetting, 4/14/2018.
180. USFOR-A, response to SIGAR data call, 3/22/2018 and 6/22/2018.
181. USFOR-A, response to SIGAR data call, 3/22/2018 and 6/22/2018; USFOR-A, response to SIGAR vetting, 7/13/2018; *New York Times*, “30,000 Afghan Police Officers, on Front Line of War, Are Denied Pay,” 6/6/2018.
182. RS, email to SIGAR, 12/27/2016; *WSJ.com*, “U.S. Military Moves to Clear ‘Ghost Soldiers’ From Afghan Payroll,” 1/19/2017.
183. CSTC-A, response to SIGAR data call, 6/22/2018; USFOR-A, response to SIGAR vetting, 7/13/2018.
184. USFOR-A, response to SIGAR data call, 11/28/2017; DOD, *Enhancing Security and Stability in Afghanistan*, 12/2017, p. 34; USFOR-A, response to SIGAR vetting, 7/13/2018.
185. DFAS, “AR(M) 1002 Appropriation Status by FY Program and Subaccounts June 2018,” 7/17/2018.
186. DOD, *Enhancing Security and Stability in Afghanistan*, 6/2018, pp. 50–51.
187. CSTC-A, response to SIGAR data call, 6/22/2018; CSTC-A, teleconference with SIGAR, 7/6/2018; SIGAR, analysis of USFOR-A-provided data, 6/2018.
188. USFOR-A, response to SIGAR data call, 6/22/2018; DOD, *Enhancing Security and Stability in Afghanistan*, 6/2018, p. 51; SIGAR, analysis of USFOR-A-provided data, 6/2018.
189. USFOR-A, response to SIGAR data call, 5/15/2017, 3/22/2018, and 6/22/2018.
190. USFOR-A, response to SIGAR data call, 6/22/2018.
191. USFOR-A, response to SIGAR data call, 6/22/2018.
192. DFAS, “AR(M) 1002 Appropriation Status by FY Program and Subaccounts June 2018,” 7/17/2018.
193. CSTC-A, response to SIGAR data call, 5/23/2017 and 6/22/2018; USFOR-A, response to SIGAR vetting, 7/13/2018.
194. CSTC-A, response to SIGAR data call, 5/23/2017 and 6/22/2018; USFOR-A, response to SIGAR vetting, 7/13/2018.
195. CSTC-A, response to SIGAR data call, 3/22/2018 and 6/22/2018.
196. OSD-P, response to SIGAR vetting, 7/15/2016 and 10/11/2016.
197. DFAS, “AR(M) 1002 Appropriation Status by FY Program and Subaccounts June 2018,” 7/17/2018.
198. CSTC-A, response to SIGAR data call, 3/22/2018 and 6/22/2018; USFOR-A, response to SIGAR vetting, 7/13/2018.
199. DFAS, “AR(M) 1002 Appropriation Status by FY Program and Subaccounts June 2018,” 7/17/2018.
200. CSTC-A, response to SIGAR data call, 3/22/2018 and 6/22/2018; CSTC-A, response to SIGAR vetting, 4/12/2018 and 7/13/2018.
201. CSTC-A, response to SIGAR data call, 6/22/2018; CSTC-A, response to SIGAR vetting, 7/13/2018.
202. CSTC-A, response to SIGAR data call, 3/22/2018 and 6/22/2018; CSTC-A, response to SIGAR vetting, 4/12/2018 and 7/13/2018.
203. CSTC-A, response to SIGAR data call, 6/22/2018.
204. CSTC-A, response to SIGAR data call, 6/22/2018.
205. DFAS, “AR(M) 1002 Appropriation Status by FY Program and Subaccounts June 2018,” 7/17/2018.
206. CSTC-A, response to SIGAR data call, 6/22/2018.
207. CSTC-A, response to SIGAR vetting, 4/12/2018.
208. CSTC-A, response to SIGAR data call, 6/22/2018; CSTC-A, response to SIGAR vetting, 7/18/2018.
209. CSTC-A, response to SIGAR data call, 6/22/2018; SIGAR, analysis of CSTC-A provided data, 6/2018; DOD, *Department of Defense Budget, Fiscal Year (FY) 2018, Justification for FY 2018 Overseas Contingency Operations (OCO) Afghanistan Security Forces Fund (ASFF)*, 5/2017, p. 3; OSD-P, response to SIGAR vetting, 1/15/2018; USFOR-A, response to SIGAR vetting, 1/16/2018.
210. USFOR-A, response to SIGAR data call, 6/22/2018; SIGAR, analysis of CSTC-A provided data, 6/2018.
211. USFOR-A, response to SIGAR data call, 3/22/2018 and 6/22/2018; OSD-P, response to SIGAR vetting, 7/13/2018.
212. USFOR-A, response to SIGAR data call, 12/3/2017; OSD-P, response to SIGAR vetting, 1/15/2018 and 4/14/2018.
213. USFOR-A, response to SIGAR data call, 6/22/2018; OSD-P, response to SIGAR vetting, 7/14/2018.
214. USFOR-A, response to SIGAR data call, 6/22/2018; OSD-P, response to SIGAR vetting, 7/14/2018.
215. USFOR-A, response to SIGAR data call, 6/22/2018; TAAC-Air, response to SIGAR vetting, 7/13/2018.
216. USFOR-A, response to SIGAR data call, 3/22/2018.
217. USFOR-A, response to SIGAR data call, 3/22/2018 and 6/22/2018; SIGAR, analysis of USFOR-A provided data, 6/2018; TAAC-Air, response to SIGAR vetting, 7/13/2018.
218. USFOR-A, response to SIGAR data call, 3/22/2018 and 6/22/2018; SIGAR, analysis of USFOR-A provided data, 6/2018; TAAC-Air, response to SIGAR vetting, 7/13/2018.
219. USFOR-A, response to SIGAR data call, 3/22/2018 and 6/22/2018; SIGAR, analysis of USFOR-A provided data, 6/2018.
220. USFOR-A, response to SIGAR data call, 3/22/2018 and 6/22/2018; SIGAR, analysis of USFOR-A provided data, 6/2018.
221. USFOR-A, response to SIGAR data call, 3/22/2018 and 6/22/2018; SIGAR, analysis of USFOR-A provided data, 6/2018.
222. USFOR-A, response to SIGAR vetting, 1/16/2018.
223. SIGAR, *Quarterly Report to the United States Congress*, 4/30/2017, pp. 111–113.
224. USFOR-A, response to SIGAR data call, 6/22/2018.
225. TAAC-Air, response to SIGAR vetting, 7/13/2018.
226. USFOR-A, response to DODOIG data call, 3/19/2018.
227. USFOR-A, response to DODOIG data call, 3/19/2018; USFOR-A, response to SIGAR vetting, 7/13/2018.

# ENDNOTES

228. USFOR-A, response to DOD OIG data call, 3/19/2018; USFOR-A, response to SIGAR vetting, 7/13/2018.
229. USFOR-A, response to SIGAR vetting, 7/13/2018.
230. USFOR-A, response to SIGAR vetting, 7/13/2018.
231. DFAS, “AR(M) 1002 Appropriation Status by FY Program and Subaccounts June 2018,” 7/17/2018.
232. DOD, *Enhancing Security and Stability in Afghanistan*, 6/2018, pp. 87–88.
233. CSTC-A, response to SIGAR data call, 6/22/2018; CSTC-A, teleconference with SIGAR, 7/6/2018; SIGAR, analysis of USFOR-A-provided data, 6/2018.
234. USFOR-A, response to SIGAR data call, 6/22/2018; DOD, *Enhancing Security and Stability in Afghanistan*, 6/2018, p. 51; SIGAR, analysis of USFOR-A-provided data, 6/2018.
235. CSTC-A, response to SIGAR data call, 3/22/2018 and 6/22/2018; USFOR-A, response to SIGAR vetting, 7/13/2018.
236. DFAS, “AR(M) 1002 Appropriation Status by FY Program and Subaccounts June 2018,” 7/17/2018.
237. CSTC-A, response to SIGAR data call, 6/22/2018; USFOR-A, response to SIGAR vetting, 7/13/2018.
238. CSTC-A, response to SIGAR data call, 3/22/2018.
239. DFAS, “AR(M) 1002 Appropriation Status by FY Program and Subaccounts June 2018,” 7/17/2018.
240. CSTC-A, response to SIGAR data call, 3/22/2018 and 6/22/2018.
241. DFAS, “AR(M) 1002 Appropriation Status by FY Program and Subaccounts June 2018,” 7/17/2018.
242. Note: CSTC-A clarified this quarter that last quarter’s figure did not include on- and off-budget funds. This quarter’s number is correct for both quarters. CSTC-A, response to SIGAR data call, 6/22/2018.
243. CSTC-A, response to SIGAR data call, 6/22/2018; USFOR-A, response to SIGAR vetting, 7/13/2018.
244. CSTC-A, response to SIGAR data call, 3/23/2018 and 6/22/2018.
245. CSTC-A, response to SIGAR data call, 6/22/2018; USFOR-A, response to SIGAR vetting, 7/13/2018; OSD-P, response to SIGAR vetting, 7/14/2018.
246. DFAS, “AR(M) 1002 Appropriation Status by FY Program and Subaccounts June 2018,” 7/17/2018.
247. CSTC-A, response to SIGAR data call, 6/22/2018.
248. USIP, Special Report 322, *Police Transition in Afghanistan*, 2/2013.
249. CSTC-A, response to SIGAR data call, 8/27/2016; OSD-P, response to SIGAR vetting, 1/15/2018.
250. DOD, *Enhancing Security and Stability in Afghanistan*, 6/2017, p. 33.
251. NSOCC-A, response to SIGAR data call, 5/7/2017, 3/22/2018, and 6/22/2018; SIGAR, analysis of NSOCC-A provided data, 6/2018; USFOR-A, response to SIGAR vetting, 7/13/2018.
252. NSOCC-A, response to SIGAR data call, 3/22/2018 and 6/22/2018; NSOCC-A, response to SIGAR vetting, 7/13/2018.
253. NSOCC-A, response to SIGAR vetting, 7/13/2018.
254. NSOCC-A, response to SIGAR data call, 6/22/2018.
255. NSOCC-A, response to SIGAR vetting, 7/13/2018.
256. NSOCC-A, response to SIGAR data call, 6/22/2018; USFOR-A, response to SIGAR vetting, 1/16/2018 and 7/13/2018.
257. CSTC-A, response to SIGAR data call, 6/22/2018.
258. NSOCC-A, response to SIGAR data call, 3/22/2018, and 6/22/2018; USFOR-A, response to SIGAR vetting, 7/13/2018.
259. NSOCC-A, response to SIGAR data call, 6/22/2018; NSOCC-A, response to SIGAR vetting, 7/13/2018.
260. NSOCC-A, response to SIGAR data call, 6/22/2018; NSOCC-A, response to SIGAR vetting, 7/13/2018.
261. RS, response to SIGAR data call, 6/22/2018; SIGAR, analysis of RS-provided data, 6/2018; RS, response to SIGAR vetting, 7/18/2018.
262. RS, response to SIGAR data call, 6/22/2018; RS, response to SIGAR vetting, 7/13/2018.
263. RS, response to SIGAR data call, 6/22/2018.
264. RS, response to SIGAR data call, 6/22/2018.
265. RS, response to SIGAR data call, 6/22/2018.
266. CSTC-A, response to SIGAR data call, 6/22/2018 and 4/16/2017; USFOR-A, response to SIGAR vetting, 7/13/2018; SIGAR, analysis of CSTC-A-provided data, 6/2018.
267. CSTC-A, response to SIGAR data call, 6/22/2018.
268. CSTC-A, response to SIGAR data call, 6/22/2018; USFOR-A, response to SIGAR vetting, 7/13/2018.
269. CSTC-A, response to SIGAR data call, 6/22/2018.
270. CSTC-A, response to SIGAR data call, 6/22/2018.
271. CSTC-A, response to SIGAR data call, 6/22/2018.
272. United Nations Mine Action website, “About,” <http://www.mineaction.org/print/programmes/afghanistan>, accessed 12/14/2017.
273. State, PM/WRA, response to SIGAR data call, 6/22/2018.
274. State, PM/WRA, response to SIGAR data call, 6/22/2018; *Answers.com*, “What is the total land area of Washington?,” [http://www.answers.com/Q/What\\_is\\_the\\_total\\_land\\_area\\_of\\_Washington](http://www.answers.com/Q/What_is_the_total_land_area_of_Washington), accessed 7/4/2018.
275. *VOAnews.com*, Zafar Bamyani, “15 Afghan Women Break Barriers by Training as Deminers,” 7/1/2018.
276. UN, *Report of the Secretary-General: The situation in Afghanistan and its implications for international peace and security*, 6/6/2018, pp. 5–11.
277. UN, *Report of the Secretary-General: The situation in Afghanistan and its implications for international peace and security*, 6/6/2018, pp. 8–11.
278. UN, *Report of the Secretary-General: The situation in Afghanistan and its implications for international peace and security*, 6/6/2018, p. 12.
279. State, PM/WRA, response to SIGAR data call, 6/22/2018.
280. USAID, *Final Performance Evaluation of the Afghan Civilian Assistance Program (ACAP III)*, 12/2017, iii, p. 8 ; USAID, *Modification No. 4 to Contract AID-306-IO-15-00002*, 7/9/2017; UNMAS website, Afghanistan, <http://www.mineaction.org/programmes/afghanistan>, accessed 6/25/2018.
281. USAID, *Final Performance Evaluation of the Afghan Civilian Assistance Program (ACAP III)*, 12/2017, iii.
282. USAID, response to SIGAR data call, 3/20/2018; USAID, response to SIGAR vetting, 4/14/2018 and 7/8/2018; and USAID, *Cooperative Agreement No. 72030618CA00005—Conflict Mitigation Assistance for Civilians (COMAC)*, pp. 1, 33.
283. UNMAS website, Afghanistan, <http://www.mineaction.org/programmes/afghanistan>, accessed 6/25/2018.
284. USAID, “Implementation Letter SOAG 4-IL # 54 on the Cancellation of USAID/ Afghanistan and Government of Afghanistan Memorandum of Understanding for the New Development Partnership (NDP),” 7/11/2018; Checchi and Company Consulting Inc., *Mid-Term Performance Evaluation*

# ENDNOTES

- of USAID/Afghanistan's New Development Partnership (NDP), 12/31/2017, iii.
285. *TOLOnews*, "Political Parties Ask IEC To Suspend All Electoral Activities," 7/14/2018.
286. See Appendix B.
287. DOD, *Enhancing Security and Stability in Afghanistan*, 12/2016, p. 7; Ambassador Alice Wells, testimony before House Foreign Affairs Subcommittee on Middle East and North Africa and Subcommittee on Asia and the Pacific, joint hearing on "The President's Plan for Afghanistan and Pakistan: Objectives and Resources," 11/8/2017.
288. VOA, "Pompeo Pledges Support for Afghan-Led Peace During Surprise Kabul Visit," 7/9/2018; Radio Free Europe, "Top U.S. Diplomat, In Unannounced Visit To Kabul, Urges Peace Talks With Taliban," 7/9/2018.
289. United States Institute of Peace, "Remarks by Steve Brooking, Director of Peace and Reconciliation, United Nations Assistance Mission in Afghanistan (UNAMA)," delivered at *The Long Search for Peace in Afghanistan: Top-Down and Bottom-Up Efforts*, 6/7/2018.
290. UN, report of the Secretary-General, *The situation in Afghanistan and its implications for international peace and security*, 6/6/2018, p. 14.
291. United States Institute of Peace, "Remarks by Lisa Curtis Deputy Assistant to the President and Senior Director for South and Central Asia, National Security Council," delivered at *The Long Search for Peace in Afghanistan: Top-Down and Bottom-Up Efforts*, 6/7/2018.
292. NATO Resolute Support, "U.S. Forces in Afghanistan to Honor Afghan Government Ceasefire," 6/7/2018.
293. State, SCA, response to SIGAR data call, 6/22/2018; BBC, "Taliban rules out extension of Afghanistan Eid festival ceasefire," 6/17/2018.
294. State, SCA, response to SIGAR data call, 6/22/2018.
295. Reuters, "Afghanistan Eid car bomb, claimed by Islamic State, kills 26," 6/16/2018.
296. NATO Resolute Support, "NATO-led and U.S. forces to Honor Afghan Government's Cease-fire Extension," 6/16/2018.
297. BBC, "Taliban rules out extension of Afghanistan Eid festival ceasefire," 6/17/2018.
298. *New York Times*, "Ashraf Ghani: I Will Negotiate With the Taliban Anywhere," 6/27/2018.
299. *TOLOnews*, "Ghani Announces End of Ceasefire," 6/30/2018.
300. State, SCA, response to SIGAR data call, 6/22/2018; *Radio Free Europe*, "U.S. Envoy Mulls Prospects Of Peace In Afghanistan," 3/20/2018; Embassy of Afghanistan, Washington, DC, "President Mohammad Ashraf Ghani's Statement at the 2nd Kabul Process Conference," 2/28/2018.
301. UN, report of the Secretary-General, *The situation in Afghanistan and its implications for international peace and security*, 6/6/2018, p. 4; *Long War Journal*, "Taliban announces onset of 'Al Khandaq Jihadi operations'," 4/25/2018.
302. State, SCA, response to SIGAR data call, 3/27/2018 and 6/22/2018.
303. State, "Press Statement: On President Ghani's Offer to Extend the Ceasefire and Open Negotiations," 6/16/2018.
304. Reuters, "Afghanistan announces Eid ceasefire with Taliban until June 20," 6/7/2018; *Washington Post*, "Taliban announces first cease-fire with Afghan forces since start of war," 6/9/2018; Islamic Republic of Afghanistan, "President Mohammad Ashraf Ghani's Statement at the 2nd Kabul Process Conference," 2/28/2018.
305. UNAMA, "Today's the Day: Peace Day in Afghanistan," 9/20/2009; UNAMA, "UNAMA Year in Review September 2009: Peace Day 2009 Campaign for Afghanistan," 1/1/2010.
306. UNAMA, "Amid War, A Respite from Conflict as Afghanistan Marks Peace Day," 9/21/2009; UNAMA, "Today's the Day: Peace Day in Afghanistan," 9/20/2009; UNAMA, "UNAMA Year in Review September 2009: Peace Day 2009 Campaign for Afghanistan," 1/1/2010.
307. UNAMA, "UNAMA counts down to Peace Day 2010 with art exhibit by Afghan youth," 9/1/2010; UNAMA, "The Special Representative of the United Nations Secretary-General for Afghanistan, Staffan De Mistura, on Eid-Ul-Fitr," 8/29/2011; UNAMA, "UNAMA condemns the killing of Professor Rabbani," 9/21/2011; *New York Times*, "Assassination Deals Blow to Peace Process in Afghanistan," 9/20/2011.
308. IWPR, "Uneasy Truce Holds in Afghan Valley," 3/28/2011.
309. DOD, *Report on Progress Toward Security and Stability in Afghanistan*, 7/2013, pp. 20–21; DOD, *Report on Progress Toward Security and Stability in Afghanistan*, 4/2014, p. 13.
310. *TOLOnews*, "Outrage Grows over Dand-e-Ghori Deal," 9/17/2015; *TOLOnews*, "Taliban Violates Dand-e-Ghori Deal: Officials," 10/17/2016; *TOLOnews*, "Gulab Mangal Defends Controversial Dand-e-Ghori Deal," 2/22/2016.
311. United States Institute of Peace, "Remarks by Steve Brooking, Director of Peace and Reconciliation, United Nations Assistance Mission in Afghanistan (UNAMA)," delivered at *The Long Search for Peace in Afghanistan: Top-Down and Bottom-Up Efforts*, 6/7/2018.
312. State, SRAP, response to SIGAR data call, 9/27/2016.
313. *Washington Post*, "An Afghan warlord comes out of the shadows to make peace. But few trust him," 9/29/2016.
314. State, SCA, response to SIGAR data call, 6/22/2018.
315. UN, report of the Secretary-General, *The situation in Afghanistan and its implications for international peace and security*, 6/6/2018, pp. 2–3; UN, report of the Secretary-General, *The situation in Afghanistan and its implications for international peace and security*, 2/27/2018, p. 17.
316. UN, report of the Secretary-General, *The situation in Afghanistan and its implications for international peace and security*, 6/6/2018, p. 4.
317. UN, report of the Secretary-General, *The situation in Afghanistan and its implications for international peace and security*, 6/6/2018, p. 4.
318. *TOLOnews*, "Peace Convoy Addresses Ghani, Lists Demands," 6/19/2018.
319. State, SRAP, response to SIGAR data call, 6/24/2016.
320. Islamic Republic of Afghanistan, National Security Council, *Afghanistan Peace and Reintegration Program (APRP) Programme Document*, 2010, iii, p. 1.
321. Islamic Republic of Afghanistan, National Security Council, *Afghanistan Peace and Reintegration Program (APRP) Programme Document*, 2010, p. 1.
322. SIGAR, *Quarterly Report to the United States Congress*, 7/30/2016, p. 145; Seamus Cleary, Shahrbanou Tadjbakhsh, Abdul Aziz Naderi,



# ENDNOTES

- and Said Sartaj Shahidzai, *Afghanistan Peace and Reintegration Programme (APRP) Final Evaluation Report*, 7/2016, p. 96.
323. Islamic Republic of Afghanistan, National Security Council, *Afghanistan Peace and Reintegration Program (APRP) Programme Document*, 2010, p. 17.
324. UNDP, “Afghanistan Peace and Reintegration Programme,” 1/13/2016, p. 2.
325. Seamus Cleary, Shahrbanou Tadjbakhsh, Abdul Aziz Naderi, and Said Sartaj Shahidzai, *Afghanistan Peace and Reintegration Programme (APRP) Final Evaluation Report*, 7/2016, pp. 42–43.
326. State, SCA, response to SIGAR data call, 9/27/2016.
327. State, SCA, response to SIGAR data call, 1/9/2018, 3/27/2018, and 6/22/2018.
328. State, SCA, response to SIGAR data call, 6/22/2018.
329. UNDP, “Briefing Note: Support to Peace and Social Cohesion in Afghanistan (SPSCA),” n.d.
330. USIP, “Remarks by Lisa Curtis Deputy Assistant to the President and Senior Director for South and Central Asia, National Security Council,” delivered at *The Long Search for Peace in Afghanistan: Top-Down and Bottom-Up Efforts*, 6/7/2018.
331. USIP, “Remarks by Steve Brooking, Director of Peace and Reconciliation, United Nations Assistance Mission in Afghanistan (UNAMA),” delivered at *The Long Search for Peace in Afghanistan: Top-Down and Bottom-Up Efforts*, 6/7/2018; DOD, Report on Progress Toward Security and Stability in Afghanistan, 7/2013, pp. 20–21; DOD, *Report on Progress Toward Security and Stability in Afghanistan*, 7/2013, p. 39.
332. SIGAR, *Quarterly Report to the United States Congress*, 10/30/2013, pp. 122–123; SIGAR, *Quarterly Report to the United States Congress*, 1/30/2014, pp. 130–132; SIGAR, *Quarterly Report to the United States Congress*, 4/30/2014, p. 136; Seamus Cleary, Shahrbanou Tadjbakhsh, Abdul Aziz Naderi, and Said Sartaj Shahidzai, *Afghanistan Peace and Reintegration Programme (APRP) Final Evaluation Report*, 7/2016, p. 96; SIGAR, *Quarterly Report to the United States Congress*, 7/30/2016, p. 145.
333. Seamus Cleary, Shahrbanou Tadjbakhsh, Abdul Aziz Naderi, and Said Sartaj Shahidzai, *Afghanistan Peace and Reintegration Programme (APRP) Final Evaluation Report*, 7/2016, p. 43; World Bank, *Implementation Status & Results—Afghanistan - National Solidarity Program III (P117103)*, 11/29/2010, p. 2.
334. Seamus Cleary, Shahrbanou Tadjbakhsh, Abdul Aziz Naderi, and Said Sartaj Shahidzai, *Afghanistan Peace and Reintegration Programme (APRP) Final Evaluation Report*, 7/2016, p. 43.
335. DOD, FRIC, response to SIGAR data call, 12/31/2018.
336. SIGAR, *Quarterly Report to the United States Congress*, 10/30/2013, pp. 122–123; SIGAR, *Quarterly Report to the United States Congress*, 1/30/2014, pp. 130–132.
337. DOD, FRIC, response to SIGAR data call, 12/31/2013.
338. State, POLMIL, response to SIGAR vetting, 1/11/2014.
339. Seamus Cleary, Shahrbanou Tadjbakhsh, Abdul Aziz Naderi, and Said Sartaj Shahidzai, *Afghanistan Peace and Reintegration Programme (APRP) Final Evaluation Report*, 7/2016, p. 43.
340. SIGAR, *Quarterly Report to the United States Congress*, 1/30/2014, p. 132.
341. World Bank, *Implementation Status & Results—Afghanistan - National Solidarity Program III (P117103)*, 4/28/2014, p. 2.
342. SIGAR, *Quarterly Report to the United States Congress*, 1/30/2014, p. 132.
343. SIGAR, *Quarterly Report to the United States Congress*, 4/30/2014, p. 136; State, SCA, response to SIGAR vetting, 7/13/2018.
344. Islamic Republic of Afghanistan, *Jobs for Peace: A Proposal for an Economic Smoothing Program for Afghanistan Draft 2*, 11/2015, pp. 1, 3.
345. SIGAR, *Quarterly Report to the United States Congress*, 1/30/2016, pp. 121–122; Memorandum of Understanding for “Supporting the Jobs for Peace Initiative” between the Government of the Islamic Republic of Afghanistan and the Government of the United States of America, 12/17/2015, p. 1; Islamic Republic of Afghanistan, *Jobs for Peace: A Proposal for an Economic Smoothing Program for Afghanistan Draft 2*, 11/2015, p. 4.
346. SIGAR, *Quarterly Report to the United States Congress*, 1/30/2016, pp. 121–122; Memorandum of Understanding for “Supporting the Jobs for Peace Initiative” between the Government of the Islamic Republic of Afghanistan and the Government of the United States of America, 12/17/2015, p. 1; Islamic Republic of Afghanistan, *Jobs for Peace: A Proposal for an Economic Smoothing Program for Afghanistan Draft 2*, 11/2015, p. 4.
347. USAID, response to SIGAR vetting, 7/15/2018; Islamic Republic of Afghanistan, *Jobs for Peace: A Proposal for an Economic Smoothing Program for Afghanistan Draft 2*, 11/2015, p. 1.
348. USAID, OPPD, response to SIGAR data call, 3/28/2016.
349. USAID, OPPD, response to SIGAR data call, 6/23/2016, 9/22/2016, 12/22/2016, 3/23/2017, 6/22/2017, 9/21/2017, 12/21/2017, and 3/20/2018.
350. USAID, response to SIGAR vetting, 7/15/2018.
351. *New York Times*, “Ashraf Ghani: I Will Negotiate With the Taliban Anywhere,” 6/27/2018; *TOLOnews*, “Peace Convoy Addresses Ghani, Lists Demands,” 6/19/2018.
352. *TOLOnews*, “Helmand Peace Convoy To Launch Sit-In Protests Outside Embassies,” 6/23/2018; *TOLOnews*, “Peace Activists Call On Govt-Taliban To End The War,” 7/1/2018.
353. State, SCA, response to SIGAR data call, 3/27/2018 and 6/22/2018.
354. State, SCA, response to SIGAR data call, 6/22/2018.
355. State, SCA, response to SIGAR data call, 6/22/2018; Islamic Republic of Afghanistan, Ministry of Foreign Affairs, “Joint Press Release on the 4th Afghanistan Pakistan Action Plan for Peace and Solidarity (APAPPS) Meeting,” 5/14/2018.
356. State, SCA, response to SIGAR data call, 6/22/2018.
357. Lieutenant General Austin Miller, “Advance Policy Questions for Lieutenant General Austin Miller, U.S. Army Nominee for Commander, Resolute Support Mission and Commander, United States Forces-Afghanistan,” 6/19/2018.
358. State, “Department Press Briefing,” 8/24/2017; Office of the President, “Joint Afghan–U.S. Press Release on the Bilateral Compact Executive Committee Meeting,” 8/23/2017; State, SCA, response to SIGAR vetting, 10/12/2017; State, SCA, response to SIGAR data call, 12/29/2017.
359. State, SCA, response to SIGAR data call, 12/29/2017; DOD, CSTC-A, response to SIGAR data call, 3/23/2018.

# ENDNOTES

360. State, SCA, response to SIGAR data call, 9/27/2017; USAID, “Program Contribution Agreement: USAID Activity Number AID-306-IO-15-00006,” 5/20/2015, p. 1.
361. State, SCA, response to SIGAR data call, 6/22/2018.
362. *Afghanistan Analysts Network*, “The ‘government of national unity’ deal (full text),” 9/21/2014.
363. UN, report of the Secretary-General, *The situation in Afghanistan and its implications for international peace and security*, 6/6/2018, p. 3.
364. State, SCA, response to SIGAR data call, 6/22/2018.
365. UN, report of the Secretary-General, *The situation in Afghanistan and its implications for international peace and security*, 6/6/2018, p. 3.
366. State, SCA, response to SIGAR data call, 6/22/2018.
367. State, SCA, response to SIGAR data call, 12/29/2017.
368. UN, report of the Secretary-General, *The situation in Afghanistan and its implications for international peace and security*, 6/6/2018, p. 4.
369. UN, report of the Secretary-General, *The situation in Afghanistan and its implications for international peace and security*, 6/6/2018, p. 4.
370. *TOLOneus*, “Political Parties Ask IEC To Suspend All Electoral Activities,” 7/14/2018.
371. Council of the EU, “Brussels Conference on Afghanistan: main results,” 10/5/2016, p. 1.
372. John Kerry, “Remarks at the Brussels Conference on Afghanistan,” 10/5/2016; USAID, OPPD, response to SIGAR vetting, 1/12/2017; State, SRAP, response to SIGAR vetting, 1/12/2017.
373. USAID, OPPD, response to SIGAR vetting 10/13/2014; USAID, OPPD, response to SIGAR vetting, 1/12/2017; Islamic Republic of Afghanistan, “Communiqué: Conference Outcomes, Contributions and Participants,” 1/28/2010, p. 5; “The Tokyo Declaration: Partnership for Self-Reliance in Afghanistan from Transition to Transformation,” 7/8/2012; USAID, OPPD, response to SIGAR vetting, 10/13/2014; Islamic Republic of Afghanistan, *Self-Reliance through Mutual Accountability Framework (SMAF)*, 9/5/2015, p. 6; USAID, OPPD, response to SIGAR vetting, 7/10/2018.
374. USAID, OPPD, response to SIGAR data call, 3/20/2018; USAID, OPPD, response to SIGAR vetting, 1/9/2018.
375. USAID, OPPD, response to SIGAR data call, 6/21/2018.
376. USAID, response to SIGAR data call, 7/12/2018; USAID, “Implementation Letter SOAG 4-IL # 54 on the Cancellation of USAID/ Afghanistan and Government of Afghanistan Memorandum of Understanding for the New Development Partnership (NDP),” 7/11/2018.
377. NATO, “Brussels Summit Declaration,” 7/11/2018.
378. USAID, OPPD, response to SIGAR data call, 12/30/2013.
379. USAID, OPPD, response to SIGAR data call, 6/30/2014.
380. USAID, “Afghanistan Reconstruction Trust Fund (ARTF),” 8/26/2013.
381. USAID, “U.S. government contributed \$105 million to Asian Development Bank Infrastructure Fund for Afghanistan,” 3/18/2014.
382. USAID, OPPD, response to SIGAR data call, 12/30/2013.
383. World Bank, “Administrator’s Report on Financial Status,” 5/21/2018, p. 4.
384. World Bank, “Administrator’s Report on Financial Status,” 5/21/2018, p. 2.
385. USAID, “Implementation Letter SOAG 4-IL # 54 on the Cancellation of USAID/ Afghanistan and Government of Afghanistan Memorandum of Understanding for the New Development Partnership (NDP),” 7/11/2018; Checchi and Company Consulting Inc., *Mid-Term Performance Evaluation of USAID/Afghanistan’s New Development Partnership (NDP)*, 12/31/2017, iii.
386. The Government of the United States of America, Memorandum of Understanding for the “New Development Partnership” between the Government of the Islamic Republic of Afghanistan and the Government of the United States of America, 8/3/2015, pp. 3–5; USAID, OPPD, response to SIGAR vetting, 10/12/2015.
387. USAID, response to SIGAR data call, 7/12/2018; USAID, “Implementation Letter SOAG 4-IL # 54 on the Cancellation of USAID/ Afghanistan and Government of Afghanistan Memorandum of Understanding for the New Development Partnership (NDP),” 7/11/2018.
388. State, “Background Briefing: Senior Administration Officials on High-Level Afghanistan Dialogue,” 3/23/2015.
389. USAID, OPPD, response to SIGAR data call, 12/28/2015.
390. USAID, “New Development Partnership Framework,” 7/25/2015.
391. Checchi and Company Consulting Inc., *Mid-Term Performance Evaluation of USAID/Afghanistan’s New Development Partnership (NDP)*, 12/31/2017, p. 14.
392. Checchi and Company Consulting Inc., *Mid-Term Performance Evaluation of USAID/Afghanistan’s New Development Partnership (NDP)*, 12/31/2017, pp. 14–16.
393. Checchi and Company Consulting Inc., *Mid-Term Performance Evaluation of USAID/Afghanistan’s New Development Partnership (NDP)*, 12/31/2017, pp. 14–16.
394. Checchi and Company Consulting Inc., *Mid-Term Performance Evaluation of USAID/Afghanistan’s New Development Partnership (NDP)*, 12/31/2017, pp. 15–16.
395. SIGAR, *Quarterly Report to the United States Congress*, 1/30/2018, p. 65.
396. DOD, response to SIGAR vetting, 1/12/2017.
397. DOD, CSTC-A, response to SIGAR data calls, 7/1/2014.
398. DOD, CSTC-A, response to SIGAR data call, 4/4/2014.
399. DOD, CSTC-A, response to SIGAR data call, 3/23/2015.
400. CSTC-A, “CSTC-A Funding Authorization Letter for the Ministry of Defense (MoD),” 1/10/2018, p. 1; DOD, “CSTC-A Funding Authorization Letter for the Ministry of Interior (MoI),” 1/10/2018, p. 1.
401. DOD, CSTC-A, response to SIGAR data call, 3/23/2018.
402. DOD, CSTC-A, CJ3/5/7, response to SIGAR data call, 6/22/2018; DOD, CSTC-A, response to SIGAR vetting, 7/17/2018.
403. DOD, CSTC-A, CJ3/5/7, response to SIGAR data call, 6/22/2018.
404. SIGAR, *Quarterly Report to the United States Congress*, 7/30/2015, x, pp. 3, 15.
405. DOD, CSTC-A, RM, response to SIGAR data call, 6/22/2018.
406. DOD, CSTC-A, RM, response to SIGAR data call, 6/22/2018.
407. RSM Tajikistan, *Compliance Assessment Report—Combined Security Transition Command—Afghanistan*, 5/15/2018, pp. 3–4, 8.
408. DOD, CSTC-A, RM, response to SIGAR data call, 6/22/2018.
409. DOD, CSTC-A, RM, response to SIGAR data call, 6/22/2018.
410. DOD, CSTC-A, RM, response to SIGAR data call, 6/22/2018.

# ENDNOTES

411. DOD, CSTC-A, RM, response to SIGAR data call, 6/22/2018.
412. DOD, CSTC-A, RM, response to SIGAR data call, 6/22/2018.
413. DOD, USFOR-A, response to SIGAR vetting, 7/13/2018.
414. State, SCA, response to SIGAR data call, 6/22/2018; *TOLOnews*, “Eklil Hakimi Steps Down as Finance Minister,” 6/26/2018.
415. State, SCA, response to SIGAR data call, 6/22/2018.
416. USAID, OPPD, response to SIGAR vetting, 4/12/2015; USAID, ODG, response to SIGAR vetting, 1/9/2018.
417. *Afghan Civic Engagement Program (ACEP): Agreement No. AID-306-A-14-00001*, 2/3/2016, p. 5.
418. USAID, ODG, response to SIGAR data call, 6/21/2018; USAID, ODG, response to SIGAR vetting, 7/10/2018.
419. USAID, ODG, response to SIGAR vetting, 7/10/2018; USAID, response to SIGAR data call, 7/12/2018.
420. Altai Consulting, “Rasana Real Time Learning,” 3/2018.
421. Altai Consulting, “Rasana Real Time Learning,” 3/2018; USAID, ODG, response to SIGAR vetting, 7/10/2018.
422. Ashley Jackson, *Life under the Taliban shadow government*, 6/2018, pp. 5–6.
423. Ashley Jackson, *Life under the Taliban shadow government*, 6/2018, p. 5.
424. World Bank, *Social Service Delivery in Violent Contexts: Achieving Results against the Odds*, 6/9/2018, pp. 60, 64.
425. Ashley Jackson, *Life under the Taliban shadow government*, 6/2018, p. 5.
426. USAID, OAPA, response to SIGAR data call, 12/21/2018, and 3/20/2018.
427. USAID, ODG, response to SIGAR vetting, 7/10/2018.
428. Tetra Tech ARD, *Initiative to Strengthen Local Administrations in Afghanistan (ISLA) Project Monthly Report, February 2015*, 3/15/2015, ii; USAID, ODG, response to SIGAR data call, 12/22/2016; USAID, ODG, response to SIGAR vetting, 1/12/2017; USAID, response to SIGAR data call, 7/12/2018.
429. USAID, ODG, response to SIGAR data call, 9/21/2017.
430. Tetra Tech, *Occasional Paper No. 2: Understanding the Link Between the National Budget and 1397 Provincial Development Plans in the 16 ISLA Provinces*, 3/11/2018, pp. 6, 10–11; USAID, ODG, response to SIGAR data call, 6/21/2018.
431. Development Alternatives Inc., *Strong Hubs for Afghan Hope and Resilience (SHA HAR): Monthly Report February 2015*, 3/15/2015, p. 4; USAID, ODG, response to SIGAR vetting, 1/12/2017; USAID, “Modification 07/REQM-306-1 7-000434,” 11/28/2017, p. 1; DAI, *Strong Hubs for Afghan Hope and Resilience (SHA HAR) Monthly Report # 38*, 2/15/2018, p. 6.
432. DAI, *Strong Hubs for Afghan Hope and Resilience (SHA HAR) Monthly Report # 38*, 2/15/2018, p. 5.
433. DAI, *Strong Hubs for Afghan Hope and Resilience (SHA HAR) Quarterly Report January 2018–March 2018 (Q2 FY 2018)*, 4/30/2018, p. 48.
434. UN, report of the Secretary-General, *The situation in Afghanistan and its implications for international peace and security*, 6/6/2018, p. 10.
435. UN, report of the Secretary-General, *The situation in Afghanistan and its implications for international peace and security*, 6/6/2018, p. 10.
436. USAID, ODG, response to SIGAR data call, 6/25/2015; USAID, ODG, response to SIGAR vetting, 7/12/2015.
437. Pacific Architects and Engineers Inc., *Quarterly Progress Report March - May 2017*, 5/2017, p. 1; State, INL, response to SIGAR data call, 6/25/2018.
438. Tetra Tech, *Afghanistan Justice Sector Support Program (JSSP): Task Order #: SAQMMAF171220 Work Plan Year One*, 2/27/2018, p. 5.
439. State, INL, response to SIGAR data call, 3/23/2018 and 6/25/2018.
440. USAID, *Contract AID-OAA-I-13-0034/AID-306-TO-16-00007*, 4/16/2016, p. 8; USAID, *Contract AID-OAA-I-13-0034/AID-306-TO-16-00007: Modification 01*, 7/31/2016, p. 3.
441. ADALAT, *Justice User Survey Tool (JUST) Report*, 3/2018, p. 1.
442. ADALAT, *Justice User Survey Tool (JUST) Report*, 3/2018, p. 9.
443. ADALAT, *Justice User Survey Tool (JUST) Report*, 3/2018, p. 14.
444. ADALAT, *Justice User Survey Tool (JUST) Report*, 3/2018, p. 6.
445. Management Systems International, *Afghanistan’s Measure for Accountability and Transparency (AMANAT): Quarterly Performance Report: FY 2018, Quarter 2*, 4/30/2018, pp. 6–7.
446. State, INL, response to SIGAR data call, 6/25/2018.
447. State, INL, response to SIGAR data call, 6/25/2018.
448. State, INL, response to SIGAR data call, 6/25/2018; State, INL, response to SIGAR vetting, 7/12/2018.
449. DOJ, *Department of Justice/Office of the Deputy Attorney General–INL Inter-Agency Agreement (December 30, 2016) Amendment One Counter-Corruption, Major Crimes, Counternarcotics, and National Security Investigation and Prosecution Program Quarterly Progress Report Second Quarter, FY 2018 (January, 2018– March, 2018)*, 3/2018, p. 6.
450. DOJ, *Department of Justice/Office of the Deputy Attorney General–INL Inter-Agency Agreement (December 30, 2016) Amendment One Counter-Corruption, Major Crimes, Counternarcotics, and National Security Investigation and Prosecution Program Quarterly Progress Report Second Quarter, FY 2018 (January, 2018– March, 2018)*, 3/2018, pp. 2, 5.
451. DOJ, response to SIGAR vetting, 7/5/2018.
452. UN, report of the Secretary-General, *The situation in Afghanistan and its implications for international peace and security*, 6/10/2016, p. 11.
453. CSTC-A, “Briefing for Mr. John Sopko,” 6/10/2016.
454. UN, report of the Secretary-General, *The situation in Afghanistan and its implications for international peace and security*, 9/7/2016, p. 10.
455. DOD, CSTC-A, response to SIGAR data call, 6/22/2018.
456. DOD, CSTC-A, ROL, response to SIGAR data call, 6/22/2018.
457. DOD, CSTC-A, ROL, response to SIGAR data call, 6/22/2018.
458. DOJ, response to SIGAR vetting, 7/5/2018.
459. DOD, CSTC-A, ROL, response to SIGAR data call, 6/22/2018.
460. DOD, CSTC-A, ROL, response to SIGAR data call, 6/22/2018.
461. DOD, CSTC-A, ROL, response to SIGAR data call, 6/22/2018.
462. DOD, CSTC-A, ROL, response to SIGAR data call, 6/22/2018.
463. DOJ, *Department of Justice/Office of the Deputy Attorney General–INL Inter-Agency Agreement (December 30, 2016) Amendment One Counter-Corruption, Major Crimes, Counternarcotics, and National Security Investigation and Prosecution Program Quarterly Progress Report Second Quarter, FY 2018 (January, 2018– March, 2018)*, 3/2018, p. 7.
464. DOJ, *Department of Justice/Office of the Deputy Attorney General–INL Inter-Agency Agreement (December 30, 2016) Amendment One Counter-Corruption, Major Crimes,*



# ENDNOTES

- Counternarcotics, and National Security Investigation and Prosecution Program Quarterly Progress Report Second Quarter, FY 2018 (January, 2018– March, 2018)*, 3/2018, p. 8.
465. DOD, CSTC-A, ROL, response to SIGAR data call, 6/22/2018.
466. DOD, CSTC-A, EF3, response to SIGAR data call, 3/22/2018.
467. DOD, CSTC-A, TAO, response to SIGAR data call, 6/22/2018.
468. DOD, CSTC-A, TAO, response to SIGAR data call, 6/22/2018.
469. DOD, CSTC-A, TAO, response to SIGAR data call, 6/22/2018; DOD, CSTC-A, TAO, response to SIGAR data call, 7/13/2018.
470. DOD, CSTC-A, MAG-D, response to SIGAR data call, 6/22/2018; DOD, CSTC-A, MAG-I, response to SIGAR data call, 6/22/2018; CSTC-A EF 2, discussion with SIGAR Research and Analysis staff, Kabul, 3/2018.
471. DOD, CSTC-A, MAG-D, response to SIGAR data call, 6/22/2018.
472. DOD, CSTC-A, MAG-I, response to SIGAR data call, 6/22/2018.
473. DOD, CSTC-A, EF3, response to SIGAR data call, 12/1/2017 and 3/22/2018.
474. DOD, CSTC-A, ROL, response to SIGAR data call, 6/22/2018.
475. DOD, CSTC-A, ROL, response to SIGAR data call, 6/22/2018.
476. DOD, CSTC-A, EF3, response to SIGAR data call, 3/22/2018.
477. DOD, CSTC-A, ROL, response to SIGAR data call, 6/22/2018.
478. DOD, CSTC-A, ROL, response to SIGAR data call, 6/22/2018.
479. DOJ, response to SIGAR vetting, 7/5/2018.
480. DOJ, *Department of Justice/Office of the Deputy Attorney General–INL Inter-Agency Agreement (December 30, 2016) Amendment One Counter-Corruption, Major Crimes, Counternarcotics, and National Security Investigation and Prosecution Program Quarterly Progress Report Second Quarter, FY 2018 (January, 2018– March, 2018)*, 3/2018, p. 6; DOJ, response to SIGAR vetting, 7/5/2018.
481. DOJ, *Department of Justice/Office of the Deputy Attorney General–INL Inter-Agency Agreement (December 30, 2016) Amendment One Counter-Corruption, Major Crimes, Counternarcotics, and National Security Investigation and Prosecution Program Quarterly Progress Report Second Quarter, FY 2018 (January, 2018– March, 2018)*, 3/2018, p. 6; DOJ, response to SIGAR vetting, 7/5/2018.
482. DOJ, *Department of Justice/Office of the Deputy Attorney General–INL Inter-Agency Agreement (December 30, 2016) Amendment One Counter-Corruption, Major Crimes, Counternarcotics, and National Security Investigation and Prosecution Program Quarterly Progress Report Second Quarter, FY 2018 (January, 2018– March, 2018)*, 3/2018, p. 6; DOJ, response to SIGAR vetting, 7/5/2018.
483. DOJ, *Department of Justice/Office of the Deputy Attorney General–INL Inter-Agency Agreement (December 30, 2016) Amendment One Counter-Corruption, Major Crimes, Counternarcotics, and National Security Investigation and Prosecution Program Quarterly Progress Report Second Quarter, FY 2018 (January, 2018– March, 2018)*, 3/2018, p. 9.
484. RFE, “Amid U.S.-Pakistan Spat, Afghan Refugees Feel Trapped In Uncertainty,” 1/13/2018; State, PRM, response to SIGAR data call, 6/14/2018; Government of Pakistan, “Notification No.F4(4)-RR/2017,” 3/6/2018.
485. State, PRM, response to SIGAR data call, 6/14/2018.
486. UN, report of the Secretary-General, *The situation in Afghanistan and its implications for international peace and security*, 6/6/2018, p. 12.
487. State, PRM, response to SIGAR data call, 3/23/2018.
488. SIGAR analysis of UNHCR, “Number of Afghan refugees returning to Afghanistan (1 Jan to 31 Mar 2018),” 7/1/2018.
489. IOM, “Return of Undocumented Afghans Weekly Situation Report,” 6/23/2018, p. 2.
490. SIGAR analysis of UN, OCHA, “Afghanistan - Conflict Induced Displacements in 2018,” 7/1/2018; SIGAR analysis of UN, OCHA, “Summary of conflict induced displacements (1 Jan to 19 Dec 2017),” 12/24/2017.
491. SIGAR analysis of UN, OCHA, “Afghanistan - Conflict Induced Displacements in 2018,” 7/1/2018 and RS, DCOS-OPS, AAG, “DSA May 2018,” 5/1/2018; DOD, USFOR-A, response to SIGAR vetting, 7/13/2018.
492. SIGAR analysis of EUROSTAT, “First time asylum applicants in the EU-28 by citizenship,” 6/18/2018.
493. *Afghanistan Analysts Network*, “Afghan refugees and Europe in 2017,” 12/30/2017.
494. USAID, “Remarks by Administrator Rajiv Shah at the U.S. Institute of Peace Regarding Afghanistan Promote,” 7/18/2013.
495. USAID, OG, response to SIGAR vetting, 7/10/2018.
496. USAID, “USAID Launches Long-Term Commitment to Afghan Women and Girls,” 11/8/2014; USAID, OPDP, response to SIGAR vetting, 10/12/2015; USAID, OG, response to SIGAR vetting, 10/11/2016.
497. USAID, OG, response to SIGAR data call, 6/21/2018.
498. UNAMA, *Injustice and Impunity: Mediation of Criminal Offences of Violence against Women*, 5/2018, p. 5.
499. UNAMA, *Injustice and Impunity: Mediation of Criminal Offences of Violence against Women*, 5/2018, p. 6.
500. UNAMA, *Injustice and Impunity: Mediation of Criminal Offences of Violence against Women*, 5/2018, p. 6; State, INL, response to SIGAR vetting, 7/12/2018.
501. UN, OCHA, “Drought grips large parts of Afghanistan,” 6/6/2018.
502. SIGAR, *Quarterly Report to the United States Congress*, 4/30/2018, pp. 149–150; USAID, response to SIGAR vetting, 7/10/2018; FEWS NET, “Afghanistan Food Security Outlook: High levels of food assistance needs will persist through at least early 2019,” 6/2018, p. 3.
503. USAID, OAG, response to SIGAR vetting, 4/10/2018.
504. FEWS NET, Afghanistan Food Security Outlook: High levels of food assistance needs will persist through at least early 2019, 6/2018, p. 3.
505. UN, OCHA, “Drought grips large parts of Afghanistan,” 6/6/2018.
506. State, “After the Deal: A New Iran Strategy,” 5/21/2018.
507. SIGAR analysis of UN Comtrade data, exported 7/3/2018.
508. SIGAR, *Private Sector Development and Economic Growth: Lessons from the U.S. Experience in Afghanistan*, 4/2018, p. 18.
509. White House, “Remarks by President Trump on the Strategy in Afghanistan and South Asia,” 8/21/2017; CRS, *Iran Sanctions*, 5/11/2018, p. 24; Reuters, “U.S. Sanctions on Iran threaten vital Afghanistan trade project,” 5/20/2018; SIGAR, *Private Sector Development and Economic Growth: Lessons from the U.S. Experience in Afghanistan*, 4/2018, p. 18; SIGAR analysis of CSO, “Export by Country and Commodity, First Quarter of 2018” <http://cso.gov.af/en/page/economy-statistics/6323/quarterly-trade>, accessed 7/1/2018.
510. *New York Times*, “Afghan Finance Minister Resigns, Citing Personal Reasons,” 6/26/2018.

# ENDNOTES

511. IMF, *Third Review Under The Extended Credit Facility Arrangement And Request For Modification Of Performance Criteria*, 5/9/2018, p. 1.
512. IMF, *Third Review Under The Extended Credit Facility Arrangement And Request For Modification Of Performance Criteria*, 5/9/2018, p. 1.
513. IMF, "IMF Extended Credit Facility (ECF)," <https://www.imf.org/en/About/Factsheets/Sheets/2016/08/02/21/04/Extended-Credit-Facility>, accessed 10/13/2017.
514. IMF, *Third Review Under The Extended Credit Facility Arrangement And Request For Modification Of Performance Criteria*, 5/9/2018, pp. 5, 24.
515. USIP, *What Can Be Done to Revive Afghanistan's Economy?*, 2/2016, p. 2.
516. SIGAR analysis of USAID-provided AFMIS data exported 6/26/2018; SIGAR analysis of USAID-provided AFMIS data exported 1/8/2018; SIGAR, *Quarterly Report to the United States Congress*, 1/30/2018, p. 156; SIGAR, *Quarterly Report to the United States Congress*, 4/30/2018, p. 150.
517. SIGAR, *Quarterly Report to the United States Congress*, 10/30/2017, pp. 185–186.
518. For more on the anticipated FY 1397 deficit, see SIGAR, *Quarterly Report to the United States Congress*, 4/30/2018, p. 152. SIGAR analysis of USAID-provided AFMIS data exported 6/26/2018; SIGAR analysis of USAID-provided AFMIS data exported 1/8/2018; IMF, *Third Review Under The Extended Credit Facility Arrangement And Request For Modification Of Performance Criteria*, 5/9/2018, pp. 44–45.
519. See Appendix B and Figure 3.20.
520. State, *Congressional Budget Justification, Department of State, Foreign Operations, and Related Programs, Fiscal Year 2018*, 5/19/2017, p. 297.
521. IMF, *Third Review Under The Extended Credit Facility Arrangement And Request For Modification Of Performance Criteria*, 5/9/2018, pp. 1, 4.
522. ADB, Chair's Summary of Meeting of the Board of Directors, "Country Partnership Strategy Afghanistan, 2017–2021—Achieving Inclusive Growth in a Fragile and Conflict-Affected Situation," 10/31/2017.
523. World Bank, *Afghanistan Poverty Status Update Progress At Risk*, 5/2017, p. 7.
524. Although the Central Statistics Organization (CSO) was recently renamed as the National Statistics and Information Authority, SIGAR uses the acronym CSO this quarter, as this remains the official name on the organization's website. SIGAR, communications with CSO official, 6/28/2018 and 6/30/2018; Government of Afghanistan, CSO, *Afghanistan Living Conditions Survey 2016–2017: Highlights Report*, 3/2018, pp. 1, 4–5; Government of Afghanistan, CSO, *Afghanistan Living Conditions Survey 2016–17*, 7/2018, p. 107.
525. IMF, *Third Review Under The Extended Credit Facility Arrangement And Request For Modification Of Performance Criteria*, 5/9/2018, pp. 5, 24.
526. USIP, *What Can Be Done to Revive Afghanistan's Economy?*, 2/2016, p. 2.
527. USIP, *What Can Be Done to Revive Afghanistan's Economy?*, 2/2016, p. 3; IMF, *Third Review Under The Extended Credit Facility Arrangement And Request For Modification Of Performance Criteria*, 5/9/2018, p. 24.
528. IMF, *Third Review Under The Extended Credit Facility Arrangement And Request For Modification Of Performance Criteria*, 5/9/2018, p. 7.
529. IMF, *Third Review Under The Extended Credit Facility Arrangement And Request For Modification Of Performance Criteria*, 5/9/2018, p. 7.
530. GIROA, MOF, Request for Assistance to Address the Fiscal Situation, 12/15/2014; USIP, *Improving Afghanistan's Public Finances in 2017–2019: Raising Revenue and Reforming the Budget*, 4/2018, p. 1; IMF, *Third Review Under The Extended Credit Facility Arrangement And Request For Modification Of Performance Criteria*, 5/9/2018, p. 8.
531. IMF, *Third Review Under The Extended Credit Facility Arrangement And Request For Modification Of Performance Criteria*, 5/9/2018, p. 24.
532. IMF, *Third Review Under The Extended Credit Facility Arrangement And Request For Modification Of Performance Criteria*, 5/9/2018, p. 16.
533. IMF, *Third Review Under The Extended Credit Facility Arrangement And Request For Modification Of Performance Criteria*, 5/9/2018, p. 8; SIGAR analysis.
534. IMF, *Third Review Under The Extended Credit Facility Arrangement And Request For Modification Of Performance Criteria*, 5/9/2018, p. 16.
535. SIGAR analysis of USAID-provided AFMIS data exported 6/26/2018; SIGAR analysis of USAID-provided AFMIS data exported 1/8/2018; SIGAR, *Quarterly Report to the United States Congress*, 1/30/2018, p. 156; SIGAR, *Quarterly Report to the United States Congress*, 4/30/2018, p. 150.
536. SIGAR, *Quarterly Report to the United States Congress*, 10/30/2017, pp. 185–186.
537. SIGAR analysis of USAID-provided AFMIS data exported 6/26/2018; SIGAR, communications with MOF officials, 8/21/2017.
538. SIGAR analysis of USAID-provided AFMIS data exported 6/26/2018; SIGAR analysis of USAID-provided AFMIS data exported 1/8/2018.
539. SIGAR analysis of USAID-provided AFMIS data exported 6/26/2018; Government of Afghanistan, MOF, *Chart of Account Guide Fiscal Year: 1397*, Version 1, "Revenue Object Long Des," 1/7/2018.
540. SIGAR analysis of USAID-provided AFMIS data exported 6/26/2018; SIGAR analysis of USAID-provided AFMIS data exported 1/8/2018; IMF, *Third Review Under The Extended Credit Facility Arrangement And Request For Modification Of Performance Criteria*, 5/9/2018, pp. 44–45.
541. SIGAR analysis of USAID-provided AFMIS data exported 6/26/2018; SIGAR analysis of USAID-provided AFMIS data exported 1/8/2018.
542. SIGAR, communications with MOF officials, 8/21/2017.
543. *New York Times*, "Afghan Finance Minister Resigns, Citing Personal Reasons," 6/26/2018.
544. *Khaama Press*, "Iktil Hakimi appointed as senior presidential advisor for international affairs," 6/27/2018.
545. *Khaama Press*, "President Ghani appoints caretaker for the Ministry of Finance," 7/16/2018; *Khaama Press*, "Ghani

# ENDNOTES

- introduces Dr. Humayoun Qayoumi as acting finance minister,” 7/18/2018; Atlantic Council, “Security and Economic Development are Two Sides of the Same Coin: Afghanistan’s neighbors must realize that a stable Afghanistan will benefit the entire region, says Afghan President’s top adviser,” 1/12/2016.
546. *Al Jazeera*, “Profile: Ashraf Ghani,” 9/29/2014; *Huffington Post*, “Mohammad H. Qayoumi Ph.D.,” n.d., <https://www.huffingtonpost.com/author/mohammad-humayon-qayoumi>, accessed 7/18/2018.
547. ABC 7 News, “Dr. Qayoumi leaves San Jose State for advisory role in Afghanistan,” 8/17/2015.
548. IMF, *Third Review Under The Extended Credit Facility Arrangement And Request For Modification Of Performance Criteria*, 5/9/2018, p. 24.
549. USAID, OEG, “Office of Economic Growth (OEG) Strategic Portfolio Review: June 2018,” 6/2018, pp. 2, 4; USAID, response to SIGAR data call, 6/21/2018; USAID, OEG, “Context Slides for OEG Portfolio Review: ‘Private Sector Export-led Economic Growth,’” 11/15/2017, p. 14; USAID, OEG, response to SIGAR vetting, 7/10/2018.
550. IMF, “IMF Executive Board Completes Third Review Under the ECF Arrangement for the Islamic Republic of Afghanistan and Approves US\$6.4 Million Disbursement,” Press Release No. 18/195, 5/25/2018; USAID, OEG, “Office of Economic Growth (OEG) Strategic Portfolio Review: June 2018,” 6/2018, pp. 2, 4; USAID, OEG, “Context Slides for OEG Portfolio Review: ‘Private Sector Export-led Economic Growth,’” 11/15/2017, p. 14; SIGAR analysis.
551. IMF, “IMF Executive Board Completes Third Review Under the ECF Arrangement for the Islamic Republic of Afghanistan and Approves US\$6.4 Million Disbursement,” Press Release No. 18/195, 5/25/2018.
552. USAID, OEG, “Context Slides for OEG Portfolio Review—‘Private Sector Export-led Economic Growth,’” 11/15/2017, p. 6; SIGAR analysis.
553. ADB, *Asian Development Outlook 2018: How Technology Affects Jobs*, 4/2018, p. 202; GIROA, “Deputy Foreign Minister meets with Indian Ambassador to Kabul,” 6/20/2017.
554. IMF, *Islamic Republic Of Afghanistan: Selected Issues*, 12/2017, pp. 12–13.
555. IMF, *Islamic Republic Of Afghanistan: Selected Issues*, 12/2017, pp. 13–14.
556. SIGAR analysis of quarterly CSO Solar Year data “Exports by Commodity and Country,” <http://cso.gov.af/en/page/economy-statistics/6323/quarterly-trade>, and annual CSO Solar Year data “Exports by Country and Commodity,” <http://cso.gov.af/en/page/economy-statistics/6323/annual-trade>, accessed 5/30/2018; Converted to Fiscal Year.
557. SIGAR analysis of quarterly CSO Solar Year data “Exports by Country and Commodity,” <http://cso.gov.af/en/page/economy-statistics/6323/quarterly-trade>, and annual CSO Solar Year data “Exports by Country and Commodity,” <http://cso.gov.af/en/page/economy-statistics/6323/annual-trade>, accessed 5/30/2018; Converted to Fiscal Year; World Bank, *Afghanistan Development Update*, 11/2017, p. 5.
558. SIGAR analysis of quarterly CSO Solar Year data “Import by Country and Commodity,” <http://cso.gov.af/en/page/economy-statistics/6323/quarterly-trade>, and annual CSO Solar Year data “Import by Countries and Commodity,” <http://cso.gov.af/en/page/economy-statistics/6323/annual-trade>, accessed 7/1/2018; Converted to Fiscal Year.
559. SIGAR, communications with CSO official, 6/28/2018 and 6/30/2018.
560. SIGAR analysis of CSO, “Export by Country and Commodity, First Quarter of 2018,” <http://cso.gov.af/en/page/economy-statistics/6323/quarterly-trade>, accessed 7/1/2018.
561. SIGAR analysis of CSO, “Import by Country and Commodity, First Quarter of 2018,” <http://cso.gov.af/en/page/economy-statistics/6323/quarterly-trade>, accessed 7/1/2018.
562. State, “After the Deal: A New Iran Strategy,” 5/21/2018.
563. SIGAR analysis of UN Comtrade data, exported 7/3/2018.
564. SIGAR, *Private Sector Development and Economic Growth: Lessons from the U.S. Experience in Afghanistan*, 4/2018, p. 18.
565. White House, “Remarks by President Trump on the Strategy in Afghanistan and South Asia,” 8/21/2017; CRS, *Iran Sanctions*, 5/11/2018, p. 24; Reuters, “U.S. Sanctions on Iran threaten vital Afghanistan trade project,” 5/20/2018; SIGAR, *Private Sector Development and Economic Growth: Lessons from the U.S. Experience in Afghanistan*, 4/2018, p. 18.
566. CQ, *Newsmaker Transcripts: Center for Strategic and International Studies Holds Forum on Private Sector Engagement in Afghanistan*, 11/27/2017; *The Hindu*, “Yet to see irreversible steps for change on the ground in Pakistan, says U.S. envoy Alice Wells,” 4/8/2018.
567. SIGAR, *Private Sector Development and Economic Growth: Lessons from the U.S. Experience in Afghanistan*, 4/2018, p. 18; *The Diplomat*, “What Trump’s Iran Decision Means for India,” 5/8/2018; Reuters, “U.S. Sanctions on Iran threaten vital Afghanistan trade project,” 5/20/2018.
568. Reuters, “India says it only follows U.N. sanctions, not U.S. sanctions on Iran,” 5/28/2018; Reuters, “India hopes to open Iran’s Chabahar port by 2019,” 6/22/2018.
569. IMF, *First Review Under the Extended Credit Facility Arrangement and Request for Modification of Performance Criteria*, 5/8/2017, p. 14.
570. IMF, *First Review Under the Extended Credit Facility Arrangement and Request for Modification of Performance Criteria*, 5/8/2017, pp. 24, 42; IMF, *Third Review Under The Extended Credit Facility Arrangement And Request For Modification Of Performance Criteria*, 5/9/2018, p. 22.
571. IMF, *Third Review Under The Extended Credit Facility Arrangement And Request For Modification Of Performance Criteria*, 5/9/2018, p. 22.
572. IMF, *Third Review Under The Extended Credit Facility Arrangement And Request For Modification Of Performance Criteria*, 5/9/2018, p. 22.
573. USAID, *Private Sector Mining Opportunities in Afghanistan Event—February 7, 2018*, 3/15/2018, p. 4.
574. State, “Strengthening the Strategic Partnership of the United States and Afghanistan,” 3/24/2015; Treasury, response to SIGAR data call, 3/23/2018.
575. Treasury, response to SIGAR data call, 6/25/2018.
576. Treasury, OTA, response to SIGAR vetting, 7/13/2018.
577. Treasury, response to SIGAR data call, 6/25/2018; Treasury, response to SIGAR vetting, 7/13/2018.



# ENDNOTES

578. Treasury, OTA, response to SIGAR vetting, 7/13/2018; Treasury, response to SIGAR data call, 6/25/2018.
579. USAID, OEG, response to SIGAR vetting, 7/10/2018.
580. USIP, *Responding to Corruption and the Kabul Bank Collapse*, 12/2016, p. 2.
581. Independent Joint Anti-Corruption Monitoring And Evaluation Committee, *Report of the Public Inquiry into the Kabul Bank Crisis*, 11/15/2012, p. 2; USIP, *Responding to Corruption and the Kabul Bank Collapse*, 12/2016, p. 2.
582. USIP, *Responding to Corruption and the Kabul Bank Collapse*, 12/2016, p. 2; Independent Joint Anti-Corruption Monitoring And Evaluation Committee, *Report of the Public Inquiry into the Kabul Bank Crisis*, 11/15/2012, p. 9.
583. DOJ, *Counter-Corruption, Major Crimes, Counternarcotics, and National Security Investigation and Prosecution Program Quarterly Progress Report, First Quarter, FY 2018 (October 1, 2017–December 31, 2017)*, 12/31/2017.
584. USIP, *Responding to Corruption and the Kabul Bank Collapse*, 12/2016, p. 2.
585. DOJ, response to SIGAR data call, 6/23/2018; DOJ, *Counter-Corruption, Major Crimes, Counternarcotics, and National Security Investigation and Prosecution Program Quarterly Progress Report, First Quarter, FY 2018 (October 1, 2017–December 31, 2017)*, 12/31/2017.
586. DOJ, response to SIGAR data call, 6/23/2018; State, SCA, response to SIGAR data call, 6/21/2018; SIGAR analysis of KBR, “Kabul Bank Recovery and Loan Portfolio Dated 10 June 2018,” 6/10/2018 and KBR, “Kabul Bank Recovery and Loan Portfolio Dated 19 Dec 2017,” 3/2018; DOJ, response to SIGAR vetting, 4/4/2018.
587. DOJ, response to SIGAR data call, 6/23/2018.
588. DOJ, response to SIGAR data call, 6/23/2018.
589. DOJ, response to SIGAR data call, 6/23/2018.
590. DOJ, response to SIGAR data call, 6/23/2018.
591. State, SCA, response to SIGAR data call, 6/21/2018.
592. USAID, *Afghanistan, Performance Management Plan: Afghanistan Implementation Plan for Transition 2015–2018*, 9/2015, pp. 6–8.
593. Checchi and Company Consulting Inc., *USAID/Afghanistan Plan for Transition Strategy (2015-2018) Mid-Course Stocktaking Exercise*, study contracted by USAID, 8/2017, pp. 15–16.
594. USAID, response to SIGAR data call, 12/21/2017; USAID, response to SIGAR vetting, 1/16/2018.
595. USAID, OEG, response to SIGAR data call, 6/21/2018.
596. USAID, *Mid-Term Evaluation USAID/Afghanistan New Development Partnership (NDP)*, 12/2017, p. 1; USAID, “Implementation Letter SOAG 4-IL # 54 on the Cancellation of USAID/ Afghanistan and Government of Afghanistan Memorandum of Understanding for the New Development Partnership (NDP),” 7/11/2018.
597. USAID, *Mid-Term Evaluation USAID/Afghanistan New Development Partnership (NDP)*, 12/2017, pp. 3–4.
598. IMF, *Third Review Under The Extended Credit Facility Arrangement And Request For Modification Of Performance Criteria*, 5/9/2018, p. 47.
599. Checchi and Company Consulting Inc., *Final Performance Evaluation of Mining Investment and Development for Afghan Sustainability, 2012–2017*, 8/2017, p. 5.
600. SIGAR, *Private Sector Development and Economic Growth: Lessons from the U.S. Experience in Afghanistan*, SIGAR-18-38-LL, 4/2018, p. 115.
601. SIGAR, *Private Sector Development and Economic Growth: Lessons from the U.S. Experience in Afghanistan*, SIGAR-18-38-LL, 4/2018, p. 117.
602. IMF, *Third Review Under The Extended Credit Facility Arrangement And Request For Modification Of Performance Criteria*, 5/9/2018, p. 47.
603. Checchi and Company Consulting Inc., *Final Performance Evaluation of Mining Investment and Development for Afghan Sustainability, 2012-2017*, 8/2017, p. 10; IMF, *Third Review Under The Extended Credit Facility Arrangement And Request For Modification Of Performance Criteria*, 5/9/2018, p. 47.
604. CQ, *Newsmaker Transcripts: Center for Strategic and International Studies Holds Forum on Private Sector Engagement in Afghanistan*, 11/27/2017.
605. USIP, *Illegal Mining in Afghanistan: A Driver of Conflict*, 7/2017, p. 1.
606. SIGAR, *Quarterly Report to the United States Congress*, 10/30/2017, p. 197.
607. White House, press release, “Readout of President Donald J. Trump’s Meeting with President Ashraf Ghani of Afghanistan,” 9/22/2017.
608. Government of Afghanistan, Office of the President, “President Ghani meets President Trump,” 9/21/2017.
609. For example, see *New York Times*, “Trump Finds Reason for the U.S. to Remain in Afghanistan: Minerals,” 7/25/2017; Reuters, “Trump, Ghani agree U.S. can help develop Afghanistan’s rare earth minerals,” 9/21/2017; Foreign Policy, “Despite Risks, Trump Administration Moves Forward With Afghanistan Mining Plan,” 8/29/2017.
610. USAID, OEG, response to SIGAR data call, 6/21/2018, 3/20/2018, and 12/21/2017; DOD, response to SIGAR data call, 6/23/2018.
611. USAID, *Participating Agency Program Agreement Between the United States Agency For International Development and the United States Geological Survey (USGS) (“Participating Agency”)*, 12/28/2017, p. 1.
612. USAID, *Participating Agency Program Agreement Between the United States Agency for International Development and the Commercial Law Development Program (CLDP) of the United States Department of Commerce (“Participating Agency”)*, 2/4/2018, pp. 1, 19; Commerce, CLDP, response to SIGAR vetting, 7/23/2018.
613. USAID, *Private Sector Mining Opportunities in Afghanistan Event–February 7, 2018*, 3/15/2018, p. 10.
614. SIGAR, *Afghanistan’s Oil, Gas, and Minerals Industries: \$488 Million in U.S. Efforts Show Limited Progress, and Challenges Prevent Further Investment and Growth*, SIGAR 16-11-AR, 1/2016; SIGAR, *DOD Task Force for Business and Stability Operations: \$675 Million in Spending Led to Mixed Results, Waste, and Unsustained Projects*, SIGAR 18-19-AR, 1/2018.
615. USAID, OEG, response to SIGAR data call, 12/21/2017.

# ENDNOTES

616. USAID, OEG, response to SIGAR data call, 6/21/2018; USAID, *Private Sector Mining Opportunities in Afghanistan Event–February 7, 2018*, 3/15/2018, pp. 2–3.
617. USAID, *Private Sector Mining Opportunities in Afghanistan Event–February 7, 2018*, 3/15/2018, p. 3.
618. SIGAR analysis of USAID, *Private Sector Mining Opportunities in Afghanistan Event–February 7, 2018*, 3/15/2018, p. 3, and USAID-provided AFMIS data exported 1/8/2017.
619. Checchi and Company Consulting Inc., *Final Performance Evaluation of Mining Investment and Development for Afghan Sustainability, 2012–2017*, 8/2017, p. 29; USAID, *Private Sector Mining Opportunities in Afghanistan Event–February 7, 2018*, 3/15/2018, p. 3; SIGAR analysis.
620. USAID, *Private Sector Mining Opportunities in Afghanistan Event–February 7, 2018*, 3/15/2018, p. 3.
621. *TOLOnews*, “MPs Approve 11 Ministers but Rejected Female Candidate,” 12/4/2017; Government of Afghanistan, MOMP, “Biography of Ms. Nargis Nehan, Acting Minister of Mines and Petroleum,” n.d., <http://mom.gov.af/en>, accessed 6/28/2018.
622. Commerce, CLDP, response to SIGAR data call, 6/28/2018.
623. USAID, *Private Sector Mining Opportunities in Afghanistan Event–February 7, 2018*, 3/15/2018, pp. 4, 8.
624. Government of Afghanistan, Office of the President, “Joint Afghan-U.S. Press Release on the Bilateral Compact Executive Committee Meeting,” 8/23/2017; Government of Afghanistan, *US-Afghanistan Compact Economic Working Group (WG) – Status Report*, 5/15/2018, p. 12.
625. USAID, *Private Sector Mining Opportunities in Afghanistan Event–February 7, 2018*, 3/15/2018, p. 11.
626. Government of Afghanistan, *US-Afghanistan Compact Economic Working Group (WG) – Status Report*, 5/15/2018, p. 12.
627. Government of Afghanistan, *US-Afghanistan Compact Economic Working Group (WG) – Status Report*, 5/15/2018, p. 12; State, response to SIGAR data call, 6/21/2018.
628. World Bank, *Jobs from Agriculture in Afghanistan*, 2/2018, ix.
629. World Bank, *Jobs from Agriculture in Afghanistan*, 2/2018, ix, p. 8.
630. SIGAR, *Quarterly Report to the United States Congress*, 4/30/2018, pp. 149–150, 159.
631. SIGAR, *Quarterly Report to the United States Congress*, 4/30/2018, pp. 149–150, 159.
632. UN, OCHA, “Drought grips large parts of Afghanistan,” 6/6/2018.
633. FEWS NET, “Afghanistan Food Security Outlook: High levels of food assistance needs will persist through at least early 2019,” 6/2018, p. 3.
634. USAID, response to SIGAR vetting, 7/10/2018 and 4/10/2018.
635. USAID, “Afghan and U.S. Governments Team Up to Focus on Farmers in Boosting Afghanistan’s Agricultural Sector,” 7/25/2016.
636. SIGAR analysis of USAID, response to SIGAR data call, 7/12/2018; SIGAR analysis of World Bank, ARTF, *Administrator’s Report on Financial Status*, as of May 21, 2018.
637. USAID, “Agricultural Credit Enhancement–United States Agency for International Development,” 10/1/2013; USAID, *Agricultural Credit Enhancement II (ACE-II) Program Annual Report No. 2: June 23, 2016–June 22, 2017*, 7/31/2017, p. 20.
638. USAID, “Agricultural Credit Enhancement–United States Agency for International Development,” 10/1/2013.
639. USAID, “Agricultural Credit Enhancement–United States Agency for International Development,” 10/1/2013; USAID, Fact Sheet, “Agricultural Credit Enhancement Phase-II (ACE-II),” 7/2017.
640. USAID, Fact Sheet, “Agricultural Credit Enhancement Phase-II (ACE-II),” 7/2017.
641. USAID, *Agricultural Credit Enhancement (ACE) Program Final Report*, 2/15/2015, i, p. 1.
642. USAID, *Agricultural Credit Enhancement (ACE) Program Final Report*, 2/15/2015, p. 45. Notably, the percentage of loan losses in the ADF’s portfolio may have been even lower under ACE’s management through 2015, as ACE-II’s 2017 annual report showed a baseline value for this performance indicator of 3.59%. See USAID, *Agricultural Credit Enhancement II (ACE-II) Program Annual Report No. 2: June 23, 2016–June 22, 2017*, 7/31/2017, p. 19.
643. USAID, *Agricultural Credit Enhancement II (ACE-II) Program Annual Report No. 2: June 23, 2016–June 22, 2017*, 7/31/2017, p. 19; SIGAR, *Quarterly Report to the United States Congress*, 4/20/2018, pp. 160–161.
644. Whether DAB’s threshold is 360 days or 365 days is not readily apparent from USAID sources. It is also not clear from the sources whether loans overdue by exactly 1,095 days in the case of the ADF and 360 (or 365) days in the case of DAB are accounted for as losses, or whether loans are considered losses on the 1,096th or the 361st (or 366th) day, respectively. USAID, *Agricultural Credit Enhancement II (ACE-II) Program Q2–FY 2017: January–March, 2017*, 4/30/2017, p. 30; USAID, *Agricultural Credit Enhancement II (ACE-II) Program Quarterly Report: Q2–FY 2018 - January–March, 2018*, 4/30/2018, p. 37.
645. USAID, *Agricultural Credit Enhancement II (ACE-II) Program Annual Report No. 2: June 23, 2016–June 22, 2017*, 7/31/2017, p. 20; USAID, *Agricultural Credit Enhancement II (ACE-II) Program Q2–FY 2017: January–March, 2017*, 4/30/2017, p. 30.
646. USAID, *Agricultural Credit Enhancement II (ACE-II) Program Quarterly Report: Q2–FY 2018 - January–March, 2018*, 4/30/2018, p. 37.
647. USAID, *Agricultural Credit Enhancement II (ACE-II) Program Annual Report No. 2: June 23, 2016–June 22, 2017*, 7/31/2017, p. 11.
648. USAID, *Agricultural Credit Enhancement II (ACE-II) Program Quarterly Report: Q2–FY 2018 - January–March, 2018*, 4/30/2018, p. 37.
649. USAID, *Agriculture Consolidated Project Appraisal Document (PAD): Intermediate Result 1.2 Vibrant and Prosperous Agriculture Sector Developed*, 4/3/2017, p. 21.
650. USAID, *Agricultural Credit Enhancement II (ACE-II) Program Quarterly Report: Q2–FY 2018 - January–March, 2018*, 4/30/2018, p. 37; USAID, *Agricultural Credit Enhancement II (ACE-II) Program Quarterly Report: July–September, 2017*, 10/31/2017, p. 29; SIGAR analysis.
651. USAID, *Agricultural Credit Enhancement II (ACE-II) Program Quarterly Report: Q2–FY 2018 - January–March, 2018*, 4/30/2018, p. 36.

# ENDNOTES

652. USAID, *Afghanistan Energy Sector Technical Assessment Final Report*, 2/28/2018, p. 1; USAID, “Afghanistan: Our Work,” n.d., <https://www.usaid.gov/afghanistan/our-work>, accessed 7/8/2018.
653. SIGAR, *Quarterly Report to the United States Congress*, 4/30/2018, p. 162.
654. USFOR-A, JENG, response to SIGAR data call, 6/22/2018.
655. USAID, *Afghanistan Energy Sector Technical Assessment Final Report*, 2/28/2018, p. 10.
656. USAID, *Afghanistan Energy Sector Technical Assessment Final Report*, 2/28/2018, p. 10.
657. USAID, *Afghanistan Energy Sector Technical Assessment Final Report*, 2/28/2018, pp. 10–11.
658. USAID, OI, response to SIGAR data call, 6/21/2018 and 3/20/2018; USAID, response to SIGAR vetting, 7/10/2018.
659. USAID, *Mid-Term Performance Evaluation: Power Transmission Expansion And Connectivity (PTEC) Commercialization Activities*, 10/2017, i.
660. SIGAR analysis of DOD-provided CERP data set, 7/2015; DOD, response to SIGAR data call, 6/22/2018 and 12/27/2017.
661. SIGAR analysis of USFOR-A, JENG, *FY 2011–2014 Afghanistan Infrastructure Fund (AIF) Program Status Report*, 6/14/2018; USFOR-A, JENG, response to SIGAR vetting, 7/13/2018.
662. USACE, “Contract Status Sheet - W912ER-14-C-0023: AIF NEPS Ph I Re-Procurement,” 6/7/2018, p. 1; USFOR-A, JENG, *FY 2011–2014 AIF Program Status Report*, 6/14/2018; USFOR-A, JENG, response to SIGAR vetting, 7/13/2018; SIGAR, communications with USACE officials, 7/2/2018.
663. USACE, “Contract Status Sheet - W912ER-14-C-0023: AIF NEPS Ph I Re-Procurement,” 6/7/2018, p. 1.
664. DOD, OSD-P, response to SIGAR vetting, 7/16/2018.
665. DOD, response to SIGAR data call, 9/28/2015; DOD, response to SIGAR vetting, 1/15/2016; DOD, response to SIGAR vetting, 1/16/2018.
666. SIGAR, *Afghanistan Infrastructure Fund: Agencies Have Not Assessed Whether Six Projects That Began in Fiscal Year 2011, Worth about \$400 Million, Achieved Counterinsurgency Objectives and Can Be Sustained*, 10/2017, ii; SIGAR, *Afghanistan’s North East Power System Phase III: USACE’s Mismanagement Resulted in a System that Is Not Permanently Connected to a Power Source, Has Not Been Fully Tested, and May Not Be Safe to Operate*, 3/2018, pp. 3–5.
667. See SIGAR, *Quarterly Report to the United States Congress*, 4/30/2018, p. 169 and SIGAR, *Quarterly Report to the United States Congress*, 4/30/2016, p. 186; Public Law No: 113-235, *Consolidated and Further Continuing Appropriations Act, 2015, Division C—Department of Defense Appropriations Act, 2015*, 12/16/2014; Public Law No: 114-113, *Consolidated Appropriations Act, 2016*, 12/18/2015; Public Law No: 115-31, *Consolidated Appropriations Act, 2017*, 5/5/2017, pp. 146–147; Public Law No: 115-141, *Consolidated Appropriations Act, 2018*, 3/23/2018, pp. 150–151.
668. DOD, OSD-P, response to SIGAR data call, 6/22/2018; DOD, OSD-P, response to SIGAR vetting, 7/16/2018; Public Law No: 114-113, *Consolidated Appropriations Act, 2016*, 12/18/2015, p. 97; Public Law No: 115-31, *Consolidated Appropriations Act, 2017*, 5/5/2017, pp. 146–147; Public Law No: 115-141, *Consolidated Appropriations Act, 2018*, 3/23/2018, pp. 150–151.
669. Public Law No: 115-141, *Consolidated Appropriations Act, 2018*, 3/23/2018, pp. 146, 150–151.
670. USAID, *Afghanistan Energy Sector Technical Assessment Final Report*, 2/28/2018, pp. 2, 7.
671. DOD, OSD-P, response to SIGAR data call, 6/22/2018.
672. SIGAR, *Quarterly Report to the United States Congress*, 1/30/2018, p. 179; OSD-P, *DOD Implementation of the Afghanistan Infrastructure Fund Annual Report to Congress*, 9/22/2017, i.
673. DOD, OSD-P, response to SIGAR data call, 6/22/2018.
674. SIGAR analysis of USFOR-A, JENG, *FY 2011–2014 AIF Program Status Report*, 6/14/2018.
675. DOD, OSD-P, response to SIGAR vetting, 7/16/2018.
676. World Bank, *Doing Business 2018: Reforming to Create Jobs*, 10/31/2017, p. 142; World Bank, *Doing Business 2017: Equal Opportunity for All*, 10/25/2017, p. 188.
677. World Bank, *Doing Business 2018: Reforming to Create Jobs*, 10/31/2017, pp. 126, 142; World Bank, *Doing Business 2017: Equal Opportunity for All*, 10/25/2017, p. 188.
678. World Bank, *Doing Business 2018: Reforming to Create Jobs*, 10/31/2017 p. 142.
679. SIGAR analysis of USAID, response to SIGAR data call, 7/12/2018; SIGAR analysis of World Bank, ARTF, *Administrator’s Report on Financial Status*, as of May 21, 2018.
680. SIGAR, *Quarterly Report to the United States Congress*, 1/30/2018, p. 157; SIGAR, *Quarterly Report to the United States Congress*, 4/30/2018, p. 171; USAID, response to SIGAR data call, 12/21/2017.
681. USAID, response to SIGAR data call, 12/21/2017; USAID, response to SIGAR vetting, 1/16/2018.
682. USAID, OEG, response to SIGAR data call, 6/21/2018.
683. SIGAR, *Quarterly Report to the United States Congress*, 10/30/2018, pp. 171–172.
684. USAID, OEG, “Office of Economic Growth (OEG) Strategic Portfolio Review: June 2018,” 6/2018, p. 2.
685. USAID, OEG, “Office of Economic Growth (OEG) Strategic Portfolio Review: June 2018,” 6/2018, p. 2.
686. USAID, *The USAID/Afghanistan Plan for Transition 2015–2018*, 8/2/2016, pp. 6–7.
687. USAID, OEG, “Office of Economic Growth (OEG) Strategic Portfolio Review: June 2018,” 6/2018, p. 2.
688. USAID, OEG, response to SIGAR vetting, 7/10/2018.
689. USAID, OEG, “Office of Economic Growth (OEG) Strategic Portfolio Review: June 2018,” 6/2018, pp. 2–5.
690. USAID, OEG, “Office of Economic Growth (OEG) Strategic Portfolio Review: June 2018,” 6/2018, pp. 2–5.
691. USAID, OEG, “Office of Economic Growth (OEG) Strategic Portfolio Review: June 2018,” 6/2018, pp. 4–5.
692. USAID, “Education: Afghanistan,” no date, accessed 3/24/2018; USAID, OED, response to SIGAR vetting, 4/10/2018.
693. EMIS Generated Report, *Total Enrollment for General Education Year 1396*, accessed 1/4/2017.
694. USAID, “Response to the Inquiry Letter on Afghanistan Education Data Reliability, (SIGAR Inquiry Letter-15-62-SP),” 6/30/2015.
695. UNICEF, *All Children In School And Learning: Global Initiative on Out-Of-School Children—Afghanistan Country Study*, 6/2018, pp. 1–2, 35.



# ENDNOTES

696. Government of Afghanistan, CSO, *Afghanistan Living Conditions Survey 2016-2017: Highlights Report*, 3/2018, p. 8; CIA, *The World FactBook*, “Afghanistan,” n.d., <https://www.cia.gov/library/publications/the-world-factbook/geos/af.html>, accessed 7/15/2018.
697. Government of Afghanistan, CSO, *Afghanistan Living Conditions Survey 2016-2017: Highlights Report*, 3/2018, p. 8.
698. Government of Afghanistan, CSO, *Afghanistan Living Conditions Survey 2016-2017: Highlights Report*, 3/2018, p. 9.
699. USAID, *Data Quality Assessment of the Ministry of Education’s Education Management Information System*, 7/2016, p. 7; UN, *The Situation in Afghanistan and its Implications for International Peace and Security*, report of the Secretary-General, 2/28/2018, p. 8; HRW, “I Won’t Be a Doctor, and One Day You’ll Be Sick”: *Girls’ Access to Education in Afghanistan*, 10/2017, pp. 21–22, 76; GIROA, MEC, *Ministry-wide Vulnerability to Corruption Assessment of the Ministry of Education*, 10/2017, p. 3.
700. USAID, *Afghanistan, Performance Management Plan: Afghanistan Implementation Plan for Transition 2015–2018*, 9/2015, pp. 10–11; USAID, response to SIGAR vetting, 7/12/2015; USAID, OED, response to SIGAR data call, 12/28/2015; USAID, response to SIGAR data call, 12/21/2017; USAID, OED, response to SIGAR vetting, 4/10/2018.
701. USAID, response to SIGAR data call, 6/21/2018 and 12/21/2017.
702. SIGAR analysis of USAID, response to SIGAR data call, 7/12/2018; SIGAR analysis of World Bank, ARTF, *Administrator’s Report on Financial Status*, as of May 21, 2018.
703. USAID, *American University of Afghanistan (AUAF) Quarterly Report: January 01–March 31, 2018*, 4/29/2018, i, pp. 1; AUAF, *Federal Financial Report for the Nine Months Ending Saturday, March 31, 2018*, p. 2; SIGAR analysis.
704. Although a recent quarterly report stated that the original agreement between USAID and AUAF was valued at \$45.9 million, the cooperative agreement that initiated the assistance (dated August 1, 2013) stated that the award was for \$40 million. USAID, *American University of Afghanistan (AUAF) Quarterly Report: January 01–March 31, 2018*, 4/29/2018, i, p. 1; *Washington Post*, “Kabul’s American University just reopened after terrorist attack. Now it’s facing new threats,” 6/15/2017; USAID, *Cooperative Agreement No. 306-A-13-00004 for the support of the American University of Afghanistan (AUAF)*, 8/1/2013, i.
705. USAID, *Cooperative Agreement No. 306-A-13-00004 for the support of the American University of Afghanistan (AUAF)*, 8/1/2013, p. 33.
706. USAID, *American University of Afghanistan (AUAF) Quarterly Report: January 01–March 31, 2018*, 4/29/2018, pp. 3, 10.
707. USAID, *American University of Afghanistan (AUAF) Quarterly Report: January 01–March 31, 2018*, 4/29/2018, p. 10; SIGAR analysis.
708. USAID, *American University of Afghanistan (AUAF) Quarterly Report: January 01–March 31, 2018*, 4/29/2018, p. 10.
709. USAID, *American University of Afghanistan (AUAF) Quarterly Report: January 01–March 31, 2018*, 4/29/2018, p. 10.
710. AUAF, *Federal Financial Report for the Nine Months Ending Saturday, March 31, 2018*, p. 2; SIGAR analysis.
711. SIGAR analysis of AUAF, *American University of Afghanistan: For the Nine Months Ending Saturday, March 31, 2018*, p. 2.
712. SIGAR analysis of AUAF, *American University of Afghanistan: For the Nine Months Ending Saturday, March 31, 2018*, p. 2.
713. AUAF, *American University of Afghanistan: For the Nine Months Ending Saturday, March 31, 2018*, pp. 2, 4; SIGAR analysis.
714. SIGAR analysis of AUAF, *American University of Afghanistan: For the Nine Months Ending Saturday, March 31, 2018*, pp. 3–4.
715. USAID, OED, response to SIGAR vetting, 7/12/2018.
716. World Bank, *Progress in the Face of Insecurity Improving Health Outcomes in Afghanistan*, 2/2018, p. 7; SIGAR analysis.
717. World Bank, *Progress in the Face of Insecurity Improving Health Outcomes in Afghanistan*, 2/2018, p. 7.
718. UNICEF, *Every Child Alive: The urgent need to end newborn deaths*, 2/2018, pp. 13, 31; CIA, *World Factbook*, “Country Comparison: Population,” n.d., <https://www.cia.gov/library/publications/the-world-factbook/rankorder/2119rank.html>, accessed 3/25/2018; SIGAR analysis.
719. UN, *The Situation in Afghanistan and its Implications for International Peace and Security*, report of the Secretary-General, 6/6/2018, pp. 8–9.
720. USAID, *Afghanistan, Performance Management Plan: Afghanistan Implementation Plan for Transition 2015–2018*, 9/2015, pp. 10, 19.
721. USAID, response to SIGAR data call, 6/21/2018, 3/20/2018 and 12/21/2017; USAID, “Office of Health and Nutrition Portfolio Review,” 11/2017, pp. 3–4, 6; USAID, response to SIGAR vetting, 1/9/2018.
722. CIA, “Afghanistan: Population distribution,” *World Factbook*, <https://www.cia.gov/library/publications/the-world-factbook/geos/af.html>, accessed 1/14/2018; DOD, *Enhancing Security and Stability in Afghanistan*, 12/2017, p. 29.
723. SIGAR analysis of USAID, response to SIGAR data call, 7/12/2018; SIGAR analysis of World Bank, ARTF, *Administrator’s Report on Financial Status*, as of May 21, 2018.
724. USAID, Fact Sheet, “HEMAYAT: Helping Mothers And Children Thrive,” 7/2017, pp. 1–2.
725. USAID, OHN, “Helping Mothers and Children Thrive (HEMAYAT),” 5/2018, p. 2; USAID, response to SIGAR vetting, 7/10/2018.
726. USAID, *HEMAYAT—Helping Mothers and Children Thrive Quarterly Report: Quarter 2: January–March 2018*, 3/2018, p. 29.
727. WHO, *Poliomyelitis, Report by the Secretariat A70/14*, 4/24/2017, p. 1; *The Guardian*, “Pakistan and Afghanistan Join Forces to Wipe Out Polio,” 4/5/2016; USAID, OHN, response to SIGAR vetting, 10/10/2017.
728. USAID, OHN, response to SIGAR vetting, 10/10/2017 and 4/11/2017.
729. *National Geographic*, “Taliban’s Assassins target Pakistan’s Polio Vaccinators,” 3/3/2015.
730. *National Geographic*, “He Led the CIA to bin Laden—and Unwittingly Fueled a Vaccine Backlash,” 2/27/2015.
731. Global Polio Eradication Initiative, “Where We Work—Afghanistan,” n.d., <http://polioeradication.org/where-we-work/afghanistan/>, accessed 7/10/2018.

# ENDNOTES

732. UNICEF and WHO, *Afghanistan Polio Update–October–December 2017*, 1/2018, p. 1; USAID, response to SIGAR vetting, 7/10/2018.
733. UN, *The Situation in Afghanistan and its Implications for International Peace and Security*, report of the Secretary-General, 2/28/2018, p. 11.
734. UN, *The Situation in Afghanistan and its Implications for International Peace and Security*, report of the Secretary-General, 6/6/2018, p. 12.
735. USAID, response to SIGAR vetting, 7/10/2018.
736. USAID, response to SIGAR data call, 6/21/2018.
737. UNODC, *Afghanistan opium survey 2017: Challenges to sustainable development, peace and security*, 5/2018, p. 4.
738. UNODC, *Afghanistan opium survey 2017: Challenges to sustainable development, peace and security*, 5/2018, p. 4.
739. UNODC, *Afghanistan opium survey 2017: Challenges to sustainable development, peace and security*, 5/2018, p. 4.
740. UNODC, *Afghanistan opium survey 2017: Challenges to sustainable development, peace and security*, 5/2018, pp. 4–5.
741. DOD(CN), response to SIGAR data call, 6/27/2018.
742. RS NATO website, “Transcript of DOD Press Briefing with General John Nicholson, commander, U.S. Forces Afghanistan,” 11/21/2017; RS NATO website, “379th Air Expeditionary Wing Bombers Strike Taliban Drug Facilities,” 5/28/2018; DOD, “Press Briefing by Brigadier General Lance R. Bunch via Teleconference on the U.S. Counter-threat Finance Campaign and U.S. Air Operations,” 6/27/2018; USFOR-A, response to SIGAR vetting, 7/13/2018.
743. Statement of Ambassador P. Michael McKinley, Senate Foreign Relations Committee Nomination Hearing 12/2/2014; State, INL, response to SIGAR data call, 6/25/2018.
744. See Appendix B.
745. DOD, response to SIGAR vetting, 7/16/2016.
746. State, INL, “Eradication and Interdiction,” <https://www.state.gov/j/inl/focus/counternarcotics/eradication/>, accessed 4/4/2017.
747. DOD, *Enhancing Security and Stability in Afghanistan*, 6/2018, p. 103.
748. DOD, *Enhancing Security and Stability in Afghanistan*, 6/2018, pp. 102, 103.
749. DOD, *Enhancing Security and Stability in Afghanistan*, 6/2018, p. 104.
750. DOD, *Enhancing Security and Stability in Afghanistan*, 6/2018, p. 103; State, INL, response to SIGAR data call, 6/25/2017.
751. DOJ, DEA, response to SIGAR vetting, 4/11/2018.
752. State, INL, response to SIGAR data call, 6/25/2018.
753. State, INL, response to SIGAR vetting, 10/12/2017.
754. State, INL, response to SIGAR data call, 6/25/2018.
755. DEA, response to SIGAR data call, 12/27/2017.
756. White House, *National Drug Control Budget FY 2018 Funding Highlights*, 05/2017, pp. 14–15.
757. State, INL, “Eradication and Interdiction,” <https://www.state.gov/j/inl/focus/counternarcotics/eradication/>, accessed 4/4/2017.
758. DOD(CN), response to SIGAR data call, 6/27/2018; USFOR-A, response to SIGAR vetting, 7/13/2018.
759. DOJ, DEA, response to SIGAR data call, 6/11/2018; DOD(CN) response to SIGAR data call, 6/27/2018; State, INL, response to SIGAR data call, 3/23/2018.
760. State, INL, response to SIGAR data call, 6/25/2018.
761. DOD(CN), response to SIGAR data call, 6/27/2018.
762. DOD, *Enhancing Security and Stability in Afghanistan*, 6/2018, p. 81.
763. USFOR-A, NSOCC, response to SIGAR data call, 3/27/2018.
764. USFOR-A, response to SIGAR vetting, 7/13/2018; USFOR-A, response to SIGAR vetting, 6/1/2018; DOD, “Press Briefing by Brigadier General Lance R. Bunch via Teleconference on the U.S. Counter-threat Finance Campaign and U.S. Air Operations,” 6/27/2018; The Khaama Press News Agency, “US Forces Use B-1B Lancer In Latest Massive Airstrike On Taliban Drug Facilities,” 5/30/2018.
765. DOD, 9AETF-A, response to SIGAR data call, 6/22/2018; DOD, “Press Briefing by Brigadier General Lance R. Bunch via Teleconference on the U.S. Counter-threat Finance Campaign and U.S. Air Operations,” 6/27/2018; DOD, “Transcript of DoD Press Briefing with General John Nicholson, commander, U.S. Forces Afghanistan,” 11/20/2017.
766. *Pajhwok Afghan News*, “Narcotics finance 60 pc of Afghanistan conflict: Abdullah,” 5/29/2018; *Washington Post*, “Afghan leaders in Helmand criticize U.S. airstrikes on Taliban drug labs,” 11/21/2017; *Washington Post*, “Afghan air force faces criticism after reports that airstrike killed civilians,” 4/3/2018; DOD, “Press Briefing by Brigadier General Lance R. Bunch via Teleconference on the U.S. Counter-threat Finance Campaign and U.S. Air Operations,” 6/27/2018; *Kabul Times*, “Targeting Taliban’s Revenue Streams,” 4/10/2018.
767. DOD, 9AETF-A, response to SIGAR data call, 6/22/2018.
768. DOD, 9AETF-A, response to SIGAR data call, 6/22/2018.
769. USFOR-A, response to SIGAR vetting, 7/13/2018.
770. INCB, *Report of the International Narcotics Control Board for 2017*, 1/2018, p. 97.
771. Hearing Transcript, House Foreign Affairs Committee Holds Hearing on U.S. Policy Towards Afghanistan, 6/20/2018.
772. USFOR-A, response to SIGAR vetting, 7/13/2018; USFOR-A, response to SIGAR data call, 6/21/2018.
773. UNODC, *Afghanistan Opium Survey: Cultivation and Production*, pp. 48, 64.
774. SIGAR analysis of district opium-poppy cultivation results and RS district control assessment.
775. USFOR-A, response to SIGAR data call, 3/22/2018 and 6/21/2018; UNODC, *Afghanistan Opium Survey 2017: Cultivation and Production*, 11/2017, pp. 64–70; USFOR-A, response to SIGAR vetting, 4/12/2018; SIGAR analysis.
776. USFOR-A, response to SIGAR data call, 6/21/2018 and 3/22/2018; UNODC, *Afghanistan Opium Survey 2017: Cultivation and Production*, 11/2017, pp. 64–70; USFOR, response to SIGAR vetting, 7/13/2018; SIGAR analysis.
777. USFOR-A, response to SIGAR data call, 6/21/2018 and 3/22/2018; UNODC, *Afghanistan Opium Survey 2017: Cultivation and Production*, 11/2017, pp. 64–70; SIGAR analysis.
778. DOD(CN), response to SIGAR data call, 6/27/2018.
779. State, INL, response to SIGAR data call, 6/25/2018; DOD(CN), response to SIGAR data call, 6/27/2018.
780. State, INL, response to SIGAR data call, 6/25/2018.
781. DOD(CN), response to SIGAR data call, 6/27/2018.
782. DOJ, DEA, response to SIGAR data call, 6/11/2018.
783. DOD, 9AETF, response to SIGAR data call, 6/21/2018.

# ENDNOTES

784. DOD, 9AETF, response to SIGAR data call, 6/21/2018; USFOR-A, response to SIGAR vetting, 7/13/2018.
785. AREU, David Mansfield, *Understanding Control and Influence: What Opium Poppy and Tax Reveal about the Writ of the Afghan State*, 8/2017, pp. 35–36, 42.
786. USFOR-A, response to SIGAR vetting, 7/13/2018.
787. UNODC, *Afghanistan opium survey 2017: Challenges to sustainable development, peace and security*, 5/2018, p. 4.
788. CJTF, CNJC, *The Second Quarter report of (April–June 2018)*, 2018, <http://cnjc.gov.af/english/747/+The+First+Quarter+report+of+ percent28April+ percentE2 percent80 percent93June+2018 percent29>, accessed 6/26/2018.
789. State, INL, response to SIGAR vetting, 7/18/2018.
790. Hearing Transcript, House Foreign Affairs Committee Holds Hearing on U.S. Policy Towards Afghanistan, 6/20/2018; State, INL, response to SIGAR data call, 7/13/2018.
791. State, SCA, response to SIGAR data call, 6/21/2018.
792. DOJ, DEA, response to SIGAR data call, 6/11/2018.
793. DOJ, DEA, response to SIGAR data call, 6/11/2018.
794. CENTCOM, response to SIGAR vetting, 7/13/2018; DEA, response to SIGAR vetting, 6/25/2018.
795. State, INL, *Governor Led Eradication Amended Implementing Instructions for the Letter of Agreement on Police, Criminal Justice, and Counternarcotics Support Programs of March 9, 2006 between the Government of the United States of America and the Islamic Republic of Afghanistan*, 4/23/2014.
796. State, INL, response to SIGAR data call, 6/25/2018.
797. DOD(CN), response to SIGAR data call, 6/27/2018.
798. UNODC, *Afghanistan Opium Survey 2017: Cultivation and Production*, 11/2017, p. 5.
799. INL, response to SIGAR data call, 6/25/2018.
800. State, INL, response to SIGAR vetting, 10/14/2016; State, INL, response to SIGAR data call, 6/25/2018; State, INL, Press Release “U.S. and Afghanistan Announce \$25.7 Million in Good Performers Initiative Awards for Provincial Counternarcotics Achievements,” 11/10/2010.
801. State, INL, response to SIGAR vetting, 10/14/2016; State, INL, response to SIGAR data call, 4/1/2016 and 6/22/2017; State, INL, response to SIGAR vetting, 10/14/2016.
802. State, INL, response to SIGAR data call, 6/22/2017.
803. State, INL, response to SIGAR data call, 6/25/2018; State, INL, response to SIGAR vetting, 7/13/2018.
804. State, INL, response to SIGAR data call, 3/24/2017.
805. State, INL, response to SIGAR data call, 6/25/2018; State, press release, “U.S. and Afghanistan Announce \$25.7 Million in Good Performers Initiative Awards for Provincial Counternarcotics Achievements,” 11/10/2010.
806. State, INL, response to SIGAR data call, 3/24/2017, 6/22/2017, 3/23/2018, and 6/25/2018.
807. State, INL, response to SIGAR data call, 6/25/2018.
808. UNODC, press release “UNODC participates as an observer in the regional anti-narcotic operation ‘Channel,’” 6/1/2018.
809. State, INL, response to SIGAR data call, 6/25/2018.
810. State, INL, response to SIGAR data call, 3/23/2018.
811. State, INL, response to SIGAR data call, 9/23/2016; State, INL, response to SIGAR vetting, 10/14/2016.
812. State, INL, response to SIGAR data call, 9/28/2017.
813. State, INL, response to SIGAR data call, 6/25/2018; State, INL, response to SIGAR data call, 3/23/2018.
814. State, INL, response to SIGAR vetting, 7/13/2018.
815. State, INL, response to SIGAR data call, 6/25/2018.
816. State, INL, response to SIGAR vetting, 1/12/2018; GIROA, *Afghan National Drug Action Plan 2015–2019*, 10/14/2015, p. 22.
817. State, INL, response to SIGAR vetting, 7/13/2018.
818. State, INL, response to SIGAR data call, 6/25/2018.
819. SIGAR, *Quarterly Report to the United States Congress*, 4/30/2018, pp.186–187; State, SCA, response to SIGAR data call, 6/21/2018.
820. State, INL, response to SIGAR data call, 6/25/2018.
821. State, INL, response to SIGAR data call, 3/23/2018.
822. State, INL, response to SIGAR data call, 6/25/2018.
823. State, INL, *International Narcotics Control Strategy Report, Volume I: Drug and Chemical Control*, 3/2018, pp. 94–95.
824. ORB International, *Afghanistan Public Health Survey, Spring 2014*, n.d., pp. 8, 23; INL, response to SIGAR vetting, 1/12/2018.
825. State, INL, response to SIGAR data call, 3/23/2018 and 6/25/2018.
826. UNODC, *Afghanistan opium survey 2017: Challenges to sustainable development, peace and security*, 5/2018, p. 4; UNODC, *Afghanistan opium survey 2017: Cultivation and Production*, 11/2017, p. 6.
827. USAID, *Kandahar Food Zone Program (KFZ), Weekly Report for December 30–January 4, 2018*, pp. 1, 12; USAID, *Kandahar Food Zone (KFZ) Program, Year 5, KFZ Quarterly Progress Report, Q2 FY2018, January 1–March 31, 2018*, 2018, p. 5.
828. USAID, response to SIGAR data call, 10/9/2014; USAID, *Kandahar Food Zone Program, Quarterly Report July–September 2014*, 10/30/2014, p. 1; UNODC, *Afghanistan Opium Survey 2017: Cultivation and Production*, 11/2017, p. 67.
829. USAID, response to SIGAR vetting, 7/10/2018.
830. USAID, *Kandahar Food Zone (KFZ) Program, Year 5, KFZ Quarterly Progress Report, Q2 FY2018, January 1–March 31, 2018*, 2018, pp. 5–6.
831. USAID, *Closeout Plan, Kandahar Food Zone Program*, 5/21/2018, pp. 4, 12.
832. USAID, response to SIGAR data call, 7/12/2018.
833. USAID, response to SIGAR vetting, 10/11/2016.
834. USAID, response to SIGAR vetting, 7/14/2016; USAID, response to SIGAR vetting, 1/9/2018; USAID, response to SIGAR data call, 6/21/2018; USAID, *Regional Agricultural Development Program–West, Final Report, August 10, 2014–September 27, 2016*, 10/4/2016, p. 3.
835. Federal Business Opportunities website, “Afghanistan Value Chains - Livestock, Solicitation Number: SOL-306-17-000069,” 7/5/2018, <https://www.fbo.gov/spg/AID/OM/AFG/Awards/72030618C00011.html>, accessed 7/6/2018.
836. USAID, *Regional Agricultural Development Program–East (RADP-E) Activity Monitoring and Evaluation Plan FY 2018, 1/20/2018*, p. 1; USAID, *Regional Agricultural Development Program–East (RADP-E) Monthly Report April 2018*, 5/2018, p. 2.
837. USAID, *Regional Agricultural Development Program–East (RADP-E) Monthly Report April 2018*, 5/2018, p. 1.
838. USAID, response to SIGAR data call, 6/21/2018; USAID, response to SIGAR vetting, 7/10/2018.
839. USAID, response to SIGAR data call, 7/12/2018



# ENDNOTES

840. USAID, *Regional Agricultural Development Program–North (RADP-N) Factsheet*, 11/2016.
841. USAID, *Regional Agricultural Development Program (RADP)–North, Contract No. AID-306-C-14-00002, FY2018, Quarter 2, 4/30/2018*, pp. 8–9.
842. USAID, response to SIGAR data call, 6/21/2018.
843. USAID, *Regional Agricultural Development Program (RADP)–North, Contract No. AID-306-C-14-00002, FY2018, Quarter 2, 4/30/2018*, p. 9.
844. USAID, *Regional Agricultural Development Program (RADP)–North, Contract No. AID-306-C-14-00002, FY2018, Quarter 2, 4/30/2018*, p. 10.
845. USAID, *Regional Agricultural Development Program (RADP)–North, Contract No. AID-306-C-14-00002, FY2018, Quarter 2, 4/30/2018*, p. 22.
846. USAID, response to SIGAR data, 6/21/2018; USAID, response to SIGAR vetting, 7/10/2018.
847. USAID, response to SIGAR data call, 7/12/2018.
848. USAID, *Cooperative Agreement No. 306-A-00-10-00512-00, Modification 22*, 12/12/2017, pp. 1, 4; USAID, *Commercial Horticulture and Agricultural Marketing Program (CHAMP), Annual Work Plan 2017*, pp. 3–4; USAID, *Commercial Horticulture and Agricultural Marketing Program (CHAMP), Quarterly Report, January–March 2018*, 2018, pp. 1, 3, 5.
849. USAID, *Commercial Horticulture and Agricultural Marketing Program (CHAMP), Quarterly Report, January–March 2018*, 2018, p. 5.
850. USAID, *Commercial Horticulture and Agricultural Marketing Program (CHAMP), Quarterly Report, January–March 2018*, 2018, pp. 5, 12.
851. USAID, *Commercial Horticulture and Agricultural Marketing Program (CHAMP), Quarterly Report, January–March 2018*, 2018, p. 15; USAID, response to SIGAR vetting, 7/10/2018.
852. USAID, response to SIGAR data call, 7/12/2018.
853. USAID, response to SIGAR vetting, 4/10/2018; USAID, *Agreement No. AID-306-IO-17-00005 Promoting Value Chains–West Program with the Food and Agriculture Organization*, 1/14/2017.
854. USAID, *Promoting Value Chains–Western Afghanistan, Semi-Annual Progress Report, September 20, 2017 to March 31, 2018*, 5/29/2018, p. 3.
855. USAID, *Promoting Value Chains–Western Afghanistan, Semi-Annual Progress Report, September 20, 2017 to March 31, 2018*, 5/29/2018, pp. 4–5.
856. USAID, *Promoting Value Chains–Western Afghanistan, Semi-Annual Progress Report, September 20, 2017 to March 31, 2018*, 5/29/2018, pp. 7–8.
857. UNODC, *Quarterly Report, INL Funded Alternative Development Programme, Boost Alternative Development Intervention through Licit Livelihoods (BADILL), Period covered: October–December 2017*, n. d., p. 1.
858. State, INL, response to SIGAR data call, 12/20/2016 and 6/22/2017.
859. State, INL, response to SIGAR vetting, 1/13/2017.
860. UNODC, *Quarterly Report, INL Funded Alternative Development Programme, Boost Alternative Development Intervention through Licit Livelihoods (BADILL), Period covered: January to March 2018*, n. d., p. 1.
861. SIGAR, *Counternarcotics: Lessons from the U.S. Experience in Afghanistan*, 6/2018, viii, p. 104.
862. State, INL, response to SIGAR vetting, 1/13/2017 and 1/12/2018.
863. State, INL, response to SIGAR vetting, 1/12/2018; State, INL, *Letters of Agreement between INL and UNDP* dated 8/29/2016, 9/15/2017 and 11/09/2017.
864. UNDP, *Quarterly Reporting Template for US/INL Funded Projects, Period covered by the report: First Fiscal Quarter (Oct–Dec 2017)*, p. 1.
865. UNDP, *Quarterly Reporting Template for US/INL Funded Projects, Period covered by the report: Second Quarter (Jan–Mar 2018)*, p. 1.
866. UNDP, *Quarterly Reporting Template for US/INL Funded Projects, Period covered by the report: Second Quarter (Jan–Mar 2018)*, p. 1.
867. UNDP, *Quarterly Reporting Template for US/INL Funded Projects, Period covered by the report: Second Quarter (Jan–Mar 2018)*, p. 2.
868. UNDP, *Quarterly Reporting Template for US/INL Funded Projects, Period covered by the report: Second Quarter (Jan–Mar 2018)*, p. 2.
869. UNDP, *Quarterly Reporting Template for US/INL Funded Projects, Period covered by the report: Second Quarter (Jan–Mar 2018)*, p. 2.
870. State, INL, *International Narcotics Control Strategy Report, Volume I: Drug and Chemical Control*, 3/2018, p. 92.
871. UNODC, *World Drug Report 2018*, Booklet 1, 6/22/2018, p. 7.
872. State, INL, *International Narcotics Control Strategy Report, Volume I: Drug and Chemical Control*, 3/2018, p. 73; INCB, *Report of the International Narcotics Control Board for 2017*, 1/2018, p. 100.
873. State, INL, *International Narcotics Control Strategy Report, Volume I: Drug and Chemical Control*, 3/2018, p. 73.
874. State, INL, *International Narcotics Control Strategy Report, Volume I: Drug and Chemical Control*, 3/2018, p. 94.
875. State, INL, *International Narcotics Control Strategy Report, Volume I: Drug and Chemical Control*, 3/2018, p. 94.
876. State, INL, *International Narcotics Control Strategy Report, Volume I: Drug and Chemical Control*, 3/2018, pp. 94–95.
877. The Colombo Plan, *Drug Advisory Programme, Project No.: 2016-AF003, Quarterly Report FY2017 Q1*, 4/12/2017, p. 4; State, INL, *International Narcotics Control Strategy Report, Volume I: Drug and Chemical Control*, 3/2018, p. 19.
878. State, INL, response to SIGAR data call, 3/24/2017 and 3/23/2018; State, INL, response to SIGAR vetting, 1/12/2018, 4/12/2018, and 7/13/2018.
879. State, INL, response to SIGAR vetting, 4/12/2018.
880. State, INL, response to SIGAR data call, 6/25/2018; State, INL, response to SIGAR vetting, 7/13/2018.
881. State, INL, response to SIGAR data call, 4/1/2016; State, INL, response to SIGAR vetting, 7/12/2017 and 7/13/2018.
882. State, INL, response to SIGAR data call, 1/12/2018 and 3/23/2018.
883. State, INL, response to SIGAR vetting, 7/12/2018.
884. The Colombo Plan, *Drug Advisory Programme, Project No.: 2016-AF003, Quarterly Report FY2017 Q1*, 4/12/2017, pp. 4, 14, 21.
885. State, INL, response to SIGAR data call, 6/25/2018.
886. State, INL, response to SIGAR data call, 6/25/2018.



**A man reads his Quran** at a mosque in Herat Province during the Muslim holy season of Ramadan. (AFP photo by Hoshang Hashimi)

#### Quarterly Report Staff

---

Michael Bindell, Deputy Director of Research and Analysis Directorate  
Theodore Burns, Funding Subject Matter Expert  
Daniel Fisher, Economic and Social Development Subject Matter Expert  
Robert Hill, Student Trainee  
Clark Irwin, Lead Writer/Editor  
Vong Lim, Visual Information Specialist  
James Misencik, Project Coordinator

Cameron Moubray, Student Trainee  
Olivia Paek, Senior Visual Information Specialist  
Heather Robinson, Security Subject Matter Expert  
Emmett Schneider, Funding Subject Matter Expert  
Deborah Scroggins, Director of Research and Analysis Directorate  
Solange Toura Gaba, Counternarcotics Subject Matter Expert  
Daniel Weggeland, Governance Subject Matter Expert

**SIGAR**  
**SPECIAL INSPECTOR GENERAL**  
**FOR AFGHANISTAN RECONSTRUCTION**

2530 Crystal Drive  
Arlington, VA 22202

[www.sigar.mil](http://www.sigar.mil)

**FRAUD, WASTE, OR ABUSE MAY BE REPORTED TO SIGAR'S HOTLINE**

By phone: Afghanistan  
Cell: 0700107300  
DSN: 318-237-3912 ext. 7303  
All voicemail is in Dari, Pashto, and English.

By phone: United States  
Toll-free: 866-329-8893  
DSN: 312-664-0378  
All voicemail is in English and answered during business hours.

By fax: 703-601-4065  
By e-mail: [sigar.hotline@mail.mil](mailto:sigar.hotline@mail.mil)  
By Web submission: [www.sigar.mil/investigations/hotline/report-fraud.aspx](http://www.sigar.mil/investigations/hotline/report-fraud.aspx)



**SIGAR**  
Report Fraud, Waste or Abuse